



**SAN BENITO COUNTY
DEPARTMENT OF ELECTIONS**



**OFFICIAL CANVASS
STATEMENT OF VOTE
PRESIDENTIAL GENERAL ELECTION
November 8, 2016**



440 Fifth Street, Room #206
Hollister, CA 95023
(831) 636-4016

Website: www.sbcvote.us
Email: jgonzalez@cosb.us
FAX (831) 636-2939

 Follow us on Twitter [@sbcvote](https://twitter.com/sbcvote)

TABLE OF CONTENTS

SAN BENITO COUNTY

SECTION 1: SOS CERTIFICATION FORMS

CERTIFICATION OF CC/ROV TO THE RESULTS OF THE CANVASS
HELP AMERICA VOTE ACT OF 2002 CERTIFICATION
SUPPLEMENTAL WRITE-IN STATEMENT OF VOTE
PRESIDENTIAL GENERAL OFFICIAL CANVASS (SOV)
SUPPLEMENTAL TO THE SOV PRESIDENTIAL GENERAL (SSOV)
REPORT OF THE OFFICIAL CANVASS AND MANUAL TALLY

SECTION 2: CONSOLIDATED PRECINCT SUMMARY

VOTING LOCATIONS LIST (POLLING PLACE LOCATIONS)
VOTING / MAIL BALLOT PRECINCT CONSOLIDATIONS
PRECINCT MAPS (POLLING PLACE LOCATIONS)

SECTION 3: OFFICIAL CANVASS OF VOTES

STATEMENT OF ELECTION RESULTS
REPORT OF APPOINTED IN-LIEU OF ELECTION / CANDIDATES BY CONTEST
SUMMARY REPORT / OFFICIAL ELECTION RESULTS (FINAL)
STATEMENT OF VOTE PRECINCT BREAKDOWNS BY OFFICE

SECTION 1:



SOS

CERTIFICATION FORMS

CERTIFICATION OF CC/ROV TO THE RESULTS OF THE CANVASS

HELP AMERICA VOTE ACT OF 2002 CERTIFICATION

SUPPLEMENTAL WRITE-IN STATEMENT OF VOTE

PRESIDENTIAL GENERAL OFFICIAL CANVASS (SOV)

SUPPLEMENTAL TO THE SOV PRESIDENTIAL GENERAL (SSOV)

REPORT OF THE OFFICIAL CANVASS AND MANUAL TALLY

**CERTIFICATION OF
COUNTY CLERK/REGISTRAR OF VOTERS
OF THE RESULTS OF THE CANVASS
OF THE NOVEMBER 8, 2016, PRESIDENTIAL GENERAL ELECTION**

STATE OF CALIFORNIA
COUNTY OF San Benito } ss.

I, Joe Paul Gonzalez, County Clerk/Registrar of Voters of said county, do hereby certify that, in pursuance to the provisions of Elections Code Section 15300, et seq., I did canvass the results of the votes cast in the Presidential General Election held in said County on November 8, 2016, for measures and contests that were submitted to the vote of the voters, and that the Statement of Votes Cast to which this certificate is attached, is full, true and correct.

I hereby set my hand and official seal this 1st day of December 2016 at
the County of San Benito.



Joe Paul Gonzalez
Registrar of Voters
County of San Benito
State of California

**HELP AMERICA VOTE ACT OF 2002
CERTIFICATION OF ELECTIONS OFFICIAL**

STATE OF CALIFORNIA

COUNTY OF San Benito

} ss.

Pursuant to the statewide voter registration list requirements set forth in the Help America Vote Act of 2002 (HAVA) (Pub. L. No. 107-252 (2002) 116 Stat. 1666, 42 U.S.C. § 15483),

I, Joe Paul Gonzalez, Registrar of Voters for the County of San Benito, State of California, hereby certify that I complied with all provisions of Chapter 2 of Division 7 of Title 2 of the California Code of Regulations for the Federal election held on the 8th day of November 2016, in the County of San Benito, State of California, and all elections consolidated therewith.

I hereby set my hand and official seal this 1st day of December 2016 at the County of San Benito.



Joe Paul Gonzalez
Registrar of Voters
County of San Benito
State of California

**SUPPLEMENTAL Write-In Statement of Votes
November 8, 2016 - Presidential General Election
SAN BENITO COUNTY**

The following is an Official List of supplemental votes cast for qualified candidates which were written in the "write-in" field by the voter, instead of marking the arrow where the candidates name appeared on the Official Ballot. These qualified votes must be added to the Official Statement of Votes cast for the candidates/contests that appear below.

President - Democratic				
HILLARY CLINTON				
Pct	Total	Precinct	VBM	MB
0135109	1	0	1	0

President – Republican				
DONALD J. TRUMP				
Pct	Total	Precinct	VBM	MB
0130001	1	0	1	0

County Vote Reporting Form
Office of the Secretary of State
November 8, 2016 - 2016 Presidential General Election
Voter Nominated and Ballot Measures
Official Canvass

San Benito County

Total Precincts: **54**

Voting System used by Precinct Voters: _____

Precinct Ballots: _____

Voting System used by Absentee Voters: _____

Absentee Ballots: _____

Date: ____/____/____

Total Ballots Cast: _____

ID	Party	Candidate/Prop	Votes
----	-------	----------------	-------

PRESIDENT OF THE UNITED STATES

25	DEM	Hillary Clinton	_____
22	LIB	Gary Johnson	_____
2	PF	Gloria Estela La Riva	_____
51	GRN	Jill Stein	_____
20	REP, AI	Donald J. Trump	_____

President (Write-Ins)

696	BLANK	Laurence Kotlikoff (W/I)	_____
698	BLANK	Mike Maturen (W/I)	_____
1478	BLANK	Evan McMullin (W/I)	_____
1166	BLANK	Bernard "Bernie" Sanders (W/I)	_____
1187	BLANK	Jerry White (W/I)	_____

United States Senator

289	DEM	Kamala D. Harris	_____
85	DEM	Loretta L. Sanchez	_____

United States Representative District 20

54 Precincts with ballots cast: _____

470	REP	Casey Lucius	_____
529	DEM	Jimmy Panetta	_____

State Assembly Member District 30

54 Precincts with ballots cast: _____

345	DEM	Karina Cervantez Alejo	_____
420	DEM	Anna Caballero	_____

County Vote Reporting Form
Office of the Secretary of State
November 3, 2016 - 2016 Presidential General Election
Voter Nominated and Ballot Measures
Official Canvass

San Benito County

Total Precincts: 54

ID	Party	Candidate/Prop	Votes	
			Yes	No
Ballot Measures				
51		K-12 and Community College Facilities	_____	_____
52		Medi-Cal Hospital Fee Program	_____	_____
53		Voter Approval of Revenue Bonds	_____	_____
54		Legislative Procedure Requirements	_____	_____
55		Tax Extension for Education and Healthcare	_____	_____
56		Cigarette Tax	_____	_____
57		Criminal Sentences & Juvenile Crime Proceedings	_____	_____
58		English Proficiency. Multilingual Education.	_____	_____
59		Corporate Political Spending Advisory Question	_____	_____
60		Adult Film Condom Requirements	_____	_____
61		State Prescription Drug Purchase Standards	_____	_____
62		Repeal of Death Penalty	_____	_____
63		Firearms and Ammunition Sales	_____	_____
64		Marijuana Legalization	_____	_____
65		Carryout Bag Charges	_____	_____
66		Death Penalty Procedure Time Limits	_____	_____
67		Ban on Single-use Plastic Bags	_____	_____

**California Secretary of State
 Supplement to the Statement of Vote for the 2016 Presidential General Election
 Voter Nominated and Ballot Measures
 County Input Document**

San Benito County

**United States Senator
 Loretta L. Sanchez**

Supervisorial Districts	
San Benito County Supervisorial District 1 (2010)	1567
San Benito County Supervisorial District 2 (2010)	1390
San Benito County Supervisorial District 3 (2010)	1542
San Benito County Supervisorial District 4 (2010)	1583
San Benito County Supervisorial District 5 (2010)	1486
San Benito County Supervisorial Districts Multiple (2010)	N/A
Congressional Districts	
Congressional District 20 (2010)	7568
State Senate Districts	
Senate District 12 (2010)	7568
State Assembly Districts	
State Assembly District 30 (2010)	7568
BOE Districts	
Board of Equalization District 2 (2010)	7568
Municipal Districts	
Hollister	4903
Multiple districts of San Benito County (2010)	N/A
San Juan Bautista	243
Unincorporated area of San Benito County	2422

**California Secretary of State
 Supplement to the Statement of Vote for the 2016 Presidential General Election
 Voter Nominated and Ballot Measures
 County Input Document**

San Benito County

**United States Senator
 Kamala D. Harris**

Supervisorial Districts	
San Benito County Supervisorial District 1 (2010)	2379
San Benito County Supervisorial District 2 (2010)	2498
San Benito County Supervisorial District 3 (2010)	1967
San Benito County Supervisorial District 4 (2010)	2809
San Benito County Supervisorial District 5 (2010)	1498
San Benito County Supervisorial Districts Multiple (2010)	N/A
Congressional Districts	
Congressional District 20 (2010)	11151
State Senate Districts	
Senate District 12 (2010)	11151
State Assembly Districts	
State Assembly District 30 (2010)	11151
BOE Districts	
Board of Equalization District 2 (2010)	11151
Municipal Districts	
Hollister	6181
Multiple districts of San Benito County (2010)	N/A
San Juan Bautista	455
Unincorporated area of San Benito County	4515

**California Secretary of State
 Supplement to the Statement of Vote for the 2016 Presidential General Election
 Voter Nominated and Ballot Measures
 County Input Document**

San Benito County

Ballot Measures

K-12 and Community College Facilities

	Yes	No
Supervisorial Districts		
San Benito County Supervisorial District 1 (2010)	2243	2299
San Benito County Supervisorial District 2 (2010)	2308	2114
San Benito County Supervisorial District 3 (2010)	2310	1552
San Benito County Supervisorial District 4 (2010)	2319	2898
San Benito County Supervisorial District 5 (2010)	2205	937
San Benito County Supervisorial Districts Multiple (2010)	N/A	N/A
Congressional Districts		
San Benito County part of Congress District 20 (2010)	11385	9800
State Senate Districts		
San Benito County part of Senate District 12 (2010)	11385	9800
State Assembly Districts		
San Benito County part of Assembly District 30 (2010)	11385	9800
BOE Districts		
San Benito County part of BOE District 2 (2010)	11385	9800
Municipal Districts		
Hollister	7411	4664
San Juan Bautista	423	339
Multiple districts of San Benito County (2010)	N/A	N/A
Unincorporated area of San Benito County	3551	4797

**California Secretary of State
 Supplement to the Statement of Vote for the 2016 Presidential General Election
 Voter Nominated and Ballot Measures
 County Input Document**

San Benito County

Ballot Measures

Medi-Cal Hospital Fee Program

	Yes	No
Supervisorial Districts		
San Benito County Supervisorial District 1 (2010)	2785	1739
San Benito County Supervisorial District 2 (2010)	2847	1576
San Benito County Supervisorial District 3 (2010)	2637	1208
San Benito County Supervisorial District 4 (2010)	3009	2182
San Benito County Supervisorial District 5 (2010)	2380	746
San Benito County Supervisorial Districts Multiple (2010)	N/A	N/A
Congressional Districts		
San Benito County part of Congress District 20 (2010)	13658	7451
State Senate Districts		
San Benito County part of Senate District 12 (2010)	13658	7451
State Assembly Districts		
San Benito County part of Assembly District 30 (2010)	13658	7451
BOE Districts		
San Benito County part of BOE District 2 (2010)	13658	7451
Municipal Districts		
Hollister	8379	3718
San Juan Bautista	524	234
Multiple districts of San Benito County (2010)	N/A	N/A
Unincorporated area of San Benito County	4751	3499

**California Secretary of State
 Supplement to the Statement of Vote for the 2016 Presidential General Election
 Voter Nominated and Ballot Measures
 County Input Document**

San Benito County

Ballot Measures

Voter Approval of Revenue Bonds

	<u>Yes</u>	<u>No</u>
<u>Supervisorial Districts</u>		
<u>San Benito County Supervisorial District 1 (2010)</u>	<u>2300</u>	<u>2166</u>
<u>San Benito County Supervisorial District 2 (2010)</u>	<u>2141</u>	<u>2209</u>
<u>San Benito County Supervisorial District 3 (2010)</u>	<u>1882</u>	<u>1912</u>
<u>San Benito County Supervisorial District 4 (2010)</u>	<u>2556</u>	<u>2587</u>
<u>San Benito County Supervisorial District 5 (2010)</u>	<u>1511</u>	<u>1555</u>
<u>San Benito County Supervisorial Districts Multiple (2010)</u>	<u>N/A</u>	<u>N/A</u>
<u>Congressional Districts</u>		
<u>San Benito County part of Congress District 20 (2010)</u>	<u>10390</u>	<u>10429</u>
<u>State Senate Districts</u>		
<u>San Benito County part of Senate District 12 (2010)</u>	<u>10390</u>	<u>10429</u>
<u>State Assembly Districts</u>		
<u>San Benito County part of Assembly District 30 (2010)</u>	<u>10390</u>	<u>10429</u>
<u>BOE Districts</u>		
<u>San Benito County part of BOE District 2 (2010)</u>	<u>10390</u>	<u>10429</u>
<u>Municipal Districts</u>		
<u>Hollister</u>	<u>5938</u>	<u>5957</u>
<u>San Juan Bautista</u>	<u>359</u>	<u>386</u>
<u>Multiple districts of San Benito County (2010)</u>	<u>N/A</u>	<u>N/A</u>
<u>Unincorporated area of San Benito County</u>	<u>4093</u>	<u>4086</u>

**California Secretary of State
 Supplement to the Statement of Vote for the 2016 Presidential General Election
 Voter Nominated and Ballot Measures
 County Input Document**

San Benito County

Ballot Measures

Legislative Procedure Requirements

	<u>Yes</u>	<u>No</u>
<u>Supervisorial Districts</u>		
<u>San Benito County Supervisorial District 1 (2010)</u>	<u>2730</u>	<u>1716</u>
<u>San Benito County Supervisorial District 2 (2010)</u>	<u>2608</u>	<u>1735</u>
<u>San Benito County Supervisorial District 3 (2010)</u>	<u>2246</u>	<u>1523</u>
<u>San Benito County Supervisorial District 4 (2010)</u>	<u>3105</u>	<u>2022</u>
<u>San Benito County Supervisorial District 5 (2010)</u>	<u>1808</u>	<u>1246</u>
<u>San Benito County Supervisorial Districts Multiple (2010)</u>	<u>N/A</u>	<u>N/A</u>
<u>Congressional Districts</u>		
<u>San Benito County part of Congress District 20 (2010)</u>	<u>12497</u>	<u>8242</u>
<u>State Senate Districts</u>		
<u>San Benito County part of Senate District 12 (2010)</u>	<u>12497</u>	<u>8242</u>
<u>State Assembly Districts</u>		
<u>San Benito County part of Assembly District 30 (2010)</u>	<u>12497</u>	<u>8242</u>
<u>BOE Districts</u>		
<u>San Benito County part of BOE District 2 (2010)</u>	<u>12497</u>	<u>8242</u>
<u>Municipal Districts</u>		
<u>Hollister</u>	<u>7145</u>	<u>4723</u>
<u>San Juan Bautista</u>	<u>429</u>	<u>317</u>
<u>Multiple districts of San Benito County (2010)</u>	<u>N/A</u>	<u>N/A</u>
<u>Unincorporated area of San Benito County</u>	<u>4923</u>	<u>3202</u>

**California Secretary of State
 Supplement to the Statement of Vote for the 2016 Presidential General Election
 Voter Nominated and Ballot Measures
 County Input Document**

San Benito County

Ballot Measures

Tax Extension for Education and Healthcare

	Yes	No
Supervisorial Districts		
San Benito County Supervisorial District 1 (2010)	2794	1835
San Benito County Supervisorial District 2 (2010)	2879	1620
San Benito County Supervisorial District 3 (2010)	2741	1186
San Benito County Supervisorial District 4 (2010)	2894	2388
San Benito County Supervisorial District 5 (2010)	2452	733
San Benito County Supervisorial Districts Multiple (2010)	N/A	N/A
Congressional Districts		
San Benito County part of Congress District 20 (2010)	13760	7762
State Senate Districts		
San Benito County part of Senate District 12 (2010)	13760	7762
State Assembly Districts		
San Benito County part of Assembly District 30 (2010)	13760	7762
BOE Districts		
San Benito County part of BOE District 2 (2010)	13760	7762
Municipal Districts		
Hollister	8714	3617
San Juan Bautista	541	229
Multiple districts of San Benito County (2010)	N/A	N/A
Unincorporated area of San Benito County	4505	3916

**California Secretary of State
 Supplement to the Statement of Vote for the 2016 Presidential General Election
 Voter Nominated and Ballot Measures
 County Input Document**

San Benito County

**Ballot Measures
 Cigarette Tax**

	Yes	No
Supervisorial Districts		
San Benito County Supervisorial District 1 (2010)	2783	1912
San Benito County Supervisorial District 2 (2010)	2828	1760
San Benito County Supervisorial District 3 (2010)	2448	1512
San Benito County Supervisorial District 4 (2010)	3111	2271
San Benito County Supervisorial District 5 (2010)	2177	1046
San Benito County Supervisorial Districts Multiple (2010)	N/A	N/A
Congressional Districts		
San Benito County part of Congress District 20 (2010)	13347	8501
State Senate Districts		
San Benito County part of Senate District 12 (2010)	13347	8501
State Assembly Districts		
San Benito County part of Assembly District 30 (2010)	13347	8501
BOE Districts		
San Benito County part of BOE District 2 (2010)	13347	8501
Municipal Districts		
Hollister	7860	4637
San Juan Bautista	493	296
Multiple districts of San Benito County (2010)	N/A	N/A
Unincorporated area of San Benito County	4994	3568

**California Secretary of State
 Supplement to the Statement of Vote for the 2016 Presidential General Election
 Voter Nominated and Ballot Measures
 County Input Document**

San Benito County

Ballot Measures	Yes	No
Criminal Sentences & Juvenile Crime Proceedings		
Supervisorial Districts		
San Benito County Supervisorial District 1 (2010)	2521	2072
San Benito County Supervisorial District 2 (2010)	2751	1735
San Benito County Supervisorial District 3 (2010)	2465	1467
San Benito County Supervisorial District 4 (2010)	2810	2474
San Benito County Supervisorial District 5 (2010)	2255	913
San Benito County Supervisorial Districts Multiple (2010)	N/A	N/A
Congressional Districts		
San Benito County part of Congress District 20 (2010)	12802	8661
State Senate Districts		
San Benito County part of Senate District 12 (2010)	12802	8661
State Assembly Districts		
San Benito County part of Assembly District 30 (2010)	12802	8661
BOE Districts		
San Benito County part of BOE District 2 (2010)	12802	8661
Municipal Districts		
Hollister	7741	4567
San Juan Bautista	522	243
Multiple districts of San Benito County (2010)	N/A	N/A
Unincorporated area of San Benito County	4539	3851

**California Secretary of State
 Supplement to the Statement of Vote for the 2016 Presidential General Election
 Voter Nominated and Ballot Measures
 County Input Document**

San Benito County

Ballot Measures

English Proficiency. Multilingual Education.

	Yes	No
<u>Supervisorial Districts</u>		
San Benito County Supervisorial District 1 (2010)	3201	1389
San Benito County Supervisorial District 2 (2010)	3218	1292
San Benito County Supervisorial District 3 (2010)	2991	915
San Benito County Supervisorial District 4 (2010)	3491	1775
San Benito County Supervisorial District 5 (2010)	2549	629
San Benito County Supervisorial Districts Multiple (2010)	N/A	N/A
<u>Congressional Districts</u>		
San Benito County part of Congress District 20 (2010)	15450	6000
<u>State Senate Districts</u>		
San Benito County part of Senate District 12 (2010)	15450	6000
<u>State Assembly Districts</u>		
San Benito County part of Assembly District 30 (2010)	15450	6000
<u>BOE Districts</u>		
San Benito County part of BOE District 2 (2010)	15450	6000
<u>Municipal Districts</u>		
Hollister	9329	2943
San Juan Bautista	591	180
Multiple districts of San Benito County (2010)	N/A	N/A
Unincorporated area of San Benito County	5530	2877

**California Secretary of State
 Supplement to the Statement of Vote for the 2016 Presidential General Election
 Voter Nominated and Ballot Measures
 County Input Document**

San Benito County

Ballot Measures

Corporate Political Spending Advisory Question

	Yes	No
Supervisorial Districts		
San Benito County Supervisorial District 1 (2010)	2032	2341
San Benito County Supervisorial District 2 (2010)	2286	1993
San Benito County Supervisorial District 3 (2010)	1973	1750
San Benito County Supervisorial District 4 (2010)	2350	2681
San Benito County Supervisorial District 5 (2010)	1719	1314
San Benito County Supervisorial Districts Multiple (2010)	N/A	N/A
Congressional Districts		
San Benito County part of Congress District 20 (2010)	10360	10079
State Senate Districts		
San Benito County part of Senate District 12 (2010)	10360	10079
State Assembly Districts		
San Benito County part of Assembly District 30 (2010)	10360	10079
BOE Districts		
San Benito County part of BOE District 2 (2010)	10360	10079
Municipal Districts		
Hollister	6187	5510
San Juan Bautista	450	281
Multiple districts of San Benito County (2010)	N/A	N/A
Unincorporated area of San Benito County	3723	4288

**California Secretary of State
 Supplement to the Statement of Vote for the 2016 Presidential General Election
 Voter Nominated and Ballot Measures
 County Input Document**

San Benito County

Ballot Measures

Adult Film Condom Requirements

	<u>Yes</u>	<u>No</u>
<u>Supervisorial Districts</u>		
<u>San Benito County Supervisorial District 1 (2010)</u>	<u>1958</u>	<u>2536</u>
<u>San Benito County Supervisorial District 2 (2010)</u>	<u>1879</u>	<u>2526</u>
<u>San Benito County Supervisorial District 3 (2010)</u>	<u>1824</u>	<u>1972</u>
<u>San Benito County Supervisorial District 4 (2010)</u>	<u>2084</u>	<u>3053</u>
<u>San Benito County Supervisorial District 5 (2010)</u>	<u>1622</u>	<u>1483</u>
<u>San Benito County Supervisorial Districts Multiple (2010)</u>	<u>N/A</u>	<u>N/A</u>
<u>Congressional Districts</u>		
<u>San Benito County part of Congress District 20 (2010)</u>	<u>9367</u>	<u>11570</u>
<u>State Senate Districts</u>		
<u>San Benito County part of Senate District 12 (2010)</u>	<u>9367</u>	<u>11570</u>
<u>State Assembly Districts</u>		
<u>San Benito County part of Assembly District 30 (2010)</u>	<u>9367</u>	<u>11570</u>
<u>BOE Districts</u>		
<u>San Benito County part of BOE District 2 (2010)</u>	<u>9367</u>	<u>11570</u>
<u>Municipal Districts</u>		
<u>Hollister</u>	<u>5818</u>	<u>6187</u>
<u>San Juan Bautista</u>	<u>337</u>	<u>423</u>
<u>Multiple districts of San Benito County (2010)</u>	<u>N/A</u>	<u>N/A</u>
<u>Unincorporated area of San Benito County</u>	<u>3212</u>	<u>4960</u>

**California Secretary of State
 Supplement to the Statement of Vote for the 2016 Presidential General Election
 Voter Nominated and Ballot Measures
 County Input Document**

San Benito County

Ballot Measures

State Prescription Drug Purchase Standards

	Yes	No
<u>Supervisorial Districts</u>		
San Benito County Supervisorial District 1 (2010)	1797	2744
San Benito County Supervisorial District 2 (2010)	1876	2556
San Benito County Supervisorial District 3 (2010)	1631	2220
San Benito County Supervisorial District 4 (2010)	2004	3205
San Benito County Supervisorial District 5 (2010)	1562	1570
San Benito County Supervisorial Districts Multiple (2010)	N/A	N/A
<u>Congressional Districts</u>		
San Benito County part of Congress District 20 (2010)	8870	12295
<u>State Senate Districts</u>		
San Benito County part of Senate District 12 (2010)	8870	12295
<u>State Assembly Districts</u>		
San Benito County part of Assembly District 30 (2010)	8870	12295
<u>BOE Districts</u>		
San Benito County part of BOE District 2 (2010)	8870	12295
<u>Municipal Districts</u>		
Hollister	5327	6795
San Juan Bautista	342	415
Multiple districts of San Benito County (2010)	N/A	N/A
Unincorporated area of San Benito County	3201	5085

**California Secretary of State
 Supplement to the Statement of Vote for the 2016 Presidential General Election
 Voter Nominated and Ballot Measures
 County Input Document**

San Benito County

Ballot Measures

Repeal of Death Penalty

	<u>Yes</u>	<u>No</u>
<u>Supervisorial Districts</u>		
San Benito County Supervisorial District 1 (2010)	1615	3000
San Benito County Supervisorial District 2 (2010)	1950	2568
San Benito County Supervisorial District 3 (2010)	1626	2275
San Benito County Supervisorial District 4 (2010)	1854	3451
San Benito County Supervisorial District 5 (2010)	1550	1602
San Benito County Supervisorial Districts Multiple (2010)	N/A	N/A
<u>Congressional Districts</u>		
San Benito County part of Congress District 20 (2010)	8595	12896
<u>State Senate Districts</u>		
San Benito County part of Senate District 12 (2010)	8595	12896
<u>State Assembly Districts</u>		
San Benito County part of Assembly District 30 (2010)	8595	12896
<u>BOE Districts</u>		
San Benito County part of BOE District 2 (2010)	8595	12896
<u>Municipal Districts</u>		
Hollister	5119	7164
San Juan Bautista	394	376
Multiple districts of San Benito County (2010)	N/A	N/A
Unincorporated area of San Benito County	3082	5356

**California Secretary of State
 Supplement to the Statement of Vote for the 2016 Presidential General Election
 Voter Nominated and Ballot Measures
 County Input Document**

San Benito County

Ballot Measures

Firearms and Ammunition Sales

	<u>Yes</u>	<u>No</u>
<u>Supervisorial Districts</u>		
San Benito County Supervisorial District 1 (2010)	2189	2472
San Benito County Supervisorial District 2 (2010)	2395	2150
San Benito County Supervisorial District 3 (2010)	2253	1669
San Benito County Supervisorial District 4 (2010)	2395	2947
San Benito County Supervisorial District 5 (2010)	2181	998
San Benito County Supervisorial Districts Multiple (2010)	N/A	N/A
<u>Congressional Districts</u>		
San Benito County part of Congress District 20 (2010)	11413	10236
<u>State Senate Districts</u>		
San Benito County part of Senate District 12 (2010)	11413	10236
<u>State Assembly Districts</u>		
San Benito County part of Assembly District 30 (2010)	11413	10236
<u>BOE Districts</u>		
San Benito County part of BOE District 2 (2010)	11413	10236
<u>Municipal Districts</u>		
Hollister	7187	5179
San Juan Bautista	492	293
Multiple districts of San Benito County (2010)	N/A	N/A
Unincorporated area of San Benito County	3734	4764

**California Secretary of State
 Supplement to the Statement of Vote for the 2016 Presidential General Election
 Voter Nominated and Ballot Measures
 County Input Document**

San Benito County

Ballot Measures

Marijuana Legalization

	<u>Yes</u>	<u>No</u>
Supervisorial Districts		
San Benito County Supervisorial District 1 (2010)	2531	2181
San Benito County Supervisorial District 2 (2010)	2681	1915
San Benito County Supervisorial District 3 (2010)	2225	1728
San Benito County Supervisorial District 4 (2010)	2725	2670
San Benito County Supervisorial District 5 (2010)	1951	1235
San Benito County Supervisorial Districts Multiple (2010)	N/A	N/A
Congressional Districts		
San Benito County part of Congress District 20 (2010)	12113	9729
State Senate Districts		
San Benito County part of Senate District 12 (2010)	12113	9729
State Assembly Districts		
San Benito County part of Assembly District 30 (2010)	12113	9729
BOE Districts		
San Benito County part of BOE District 2 (2010)	12113	9729
Municipal Districts		
Hollister	7105	5374
San Juan Bautista	532	267
Multiple districts of San Benito County (2010)	N/A	N/A
Unincorporated area of San Benito County	4476	4088

**California Secretary of State
 Supplement to the Statement of Vote for the 2016 Presidential General Election
 Voter Nominated and Ballot Measures
 County Input Document**

San Benito County

Ballot Measures

Carryout Bag Charges

	Yes	No
<u>Supervisorial Districts</u>		
San Benito County Supervisorial District 1 (2010)	2049	2496
San Benito County Supervisorial District 2 (2010)	2111	2365
San Benito County Supervisorial District 3 (2010)	1883	1952
San Benito County Supervisorial District 4 (2010)	2180	3044
San Benito County Supervisorial District 5 (2010)	1782	1324
San Benito County Supervisorial Districts Multiple (2010)	N/A	N/A
<u>Congressional Districts</u>		
San Benito County part of Congress District 20 (2010)	10005	11181
<u>State Senate Districts</u>		
San Benito County part of Senate District 12 (2010)	10005	11181
<u>State Assembly Districts</u>		
San Benito County part of Assembly District 30 (2010)	10005	11181
<u>BOE Districts</u>		
San Benito County part of BOE District 2 (2010)	10005	11181
<u>Municipal Districts</u>		
Hollister	6152	5943
San Juan Bautista	378	394
Multiple districts of San Benito County (2010)	N/A	N/A
Unincorporated area of San Benito County	3475	4844

**California Secretary of State
 Supplement to the Statement of Vote for the 2016 Presidential General Election
 Voter Nominated and Ballot Measures
 County Input Document**

San Benito County

Ballot Measures

Death Penalty Procedure Time Limits

	Yes	No
<u>Supervisorial Districts</u>		
San Benito County Supervisorial District 1 (2010)	2283	2113
San Benito County Supervisorial District 2 (2010)	2112	2182
San Benito County Supervisorial District 3 (2010)	1915	1821
San Benito County Supervisorial District 4 (2010)	2699	2361
San Benito County Supervisorial District 5 (2010)	1439	1570
San Benito County Supervisorial Districts Multiple (2010)	N/A	N/A
<u>Congressional Districts</u>		
San Benito County part of Congress District 20 (2010)	10448	10047
<u>State Senate Districts</u>		
San Benito County part of Senate District 12 (2010)	10448	10047
<u>State Assembly Districts</u>		
San Benito County part of Assembly District 30 (2010)	10448	10047
<u>BOE Districts</u>		
San Benito County part of BOE District 2 (2010)	10448	10047
<u>Municipal Districts</u>		
Hollister	6013	5741
San Juan Bautista	356	376
Multiple districts of San Benito County (2010)	N/A	N/A
Unincorporated area of San Benito County	4079	3930

**California Secretary of State
 Supplement to the Statement of Vote for the 2016 Presidential General Election
 Voter Nominated and Ballot Measures
 County Input Document**

San Benito County

Ballot Measures

Ban on Single-use Plastic Bags

	<u>Yes</u>	<u>No</u>
<u>Supervisorial Districts</u>		
<u>San Benito County Supervisorial District 1 (2010)</u>	<u>2173</u>	<u>2414</u>
<u>San Benito County Supervisorial District 2 (2010)</u>	<u>2441</u>	<u>2077</u>
<u>San Benito County Supervisorial District 3 (2010)</u>	<u>1997</u>	<u>1896</u>
<u>San Benito County Supervisorial District 4 (2010)</u>	<u>2358</u>	<u>2902</u>
<u>San Benito County Supervisorial District 5 (2010)</u>	<u>1834</u>	<u>1308</u>
<u>San Benito County Supervisorial Districts Multiple (2010)</u>	<u>N/A</u>	<u>N/A</u>
<u>Congressional Districts</u>		
<u>San Benito County part of Congress District 20 (2010)</u>	<u>10803</u>	<u>10597</u>
<u>State Senate Districts</u>		
<u>San Benito County part of Senate District 12 (2010)</u>	<u>10803</u>	<u>10597</u>
<u>State Assembly Districts</u>		
<u>San Benito County part of Assembly District 30 (2010)</u>	<u>10803</u>	<u>10597</u>
<u>BOE Districts</u>		
<u>San Benito County part of BOE District 2 (2010)</u>	<u>10803</u>	<u>10597</u>
<u>Municipal Districts</u>		
<u>Hollister</u>	<u>6405</u>	<u>5823</u>
<u>San Juan Bautista</u>	<u>481</u>	<u>304</u>
<u>Multiple districts of San Benito County (2010)</u>	<u>N/A</u>	<u>N/A</u>
<u>Unincorporated area of San Benito County</u>	<u>3917</u>	<u>4470</u>

**JOE PAUL GONZALEZ
CLERK, AUDITOR & RECORDER
REGISTRAR OF VOTERS**

Telephone:
Co. Clerk: (831) 636-4029
Elections: (831) 636-4016
Recorder: (831) 636-4046
Facsimile: (831) 636-2939



**OFFICE OF THE COUNTY CLERK, RECORDER &
REGISTRAR OF VOTERS**

440 Fifth Street, Room 206
Hollister, California 95023
www.sbcvote.us

NOVEMBER 8, 2016 PRESIDENTIAL GENERAL ELECTION REPORT OF THE OFFICIAL CANVASS AND MANUAL TALLY

OFFICIAL CANVASS OF THE VOTE:

The official canvass was completed and the election certified on Thursday, December 1st of 2016. This process consisted of several steps which were conducted per Chapter 4, commencing with Election Code Section 15300. These steps include an inspection of all materials and supplies returned from each polling place, processing and counting vote-by-mail/mail ballot and ballots cast at and returned from each voting precinct, including provisional ballots, a reconciliation of signatures in the roster indexes with votes recorded, a reconciliation of ballots counted with the number of votes recorded, a manual tally of the ballots tabulated by the voting systems 1% of the precincts, and 100% manual tally of all votes cast on any AVC Edge (DRE touch-screen) voting machine. The Department notified the public of the schedule of activities and invited any and all interested individuals and/or groups to observe. This included political parties, central committee members and the Civil Grand Jury members.

MANUAL TALLY:

The 1% manual tally includes ballots cast from randomly selected precincts and includes both paper ballots and accessible touch-screen voting machine ballots. The "one percent manual tally" is defined by Election Code Section 336.5 as "the public process of manually tallying votes in 1 percent of the precincts, selected at random by the elections official, and in one precinct for each race not included in the randomly selected precincts. This procedure is conducted during the official canvass to verify the accuracy of the automated count."

On Tuesday, November 22nd at 5:09 pm, the Department conducted a system generated "One Percent Random Sample" (EIMS Report EWMR082). Voting Precinct 9130005 Fairview 5 was system selected. This precinct had 134 ballots cast via a mail ballot precinct and represents a portion of the contests appearing on the ballot in the County. Additionally, the system automatically generated a "Clean-up Precinct" which contained the remaining contests which were not represented in the 1% random precinct. Over 7.2% of paper (over 1,600 paper ballots) and 100% of the electronic ballots cast were tallied manually to ensure the accuracy of the outcome of the election results.

JOE PAUL GONZALEZ
County Clerk/Registrar of Voters

SECTION 2:

CONSOLIDATED PRECINCT SUMMARY

VOTING LOCATIONS LIST (POLLING PLACE LOCATIONS)

VOTING / MAIL BALLOT PRECINCT CONSOLIDATIONS

PRECINCT MAPS (POLLING PLACE LOCATIONS)



Voting Location List

November 8 2016 Presidential General Election to be held on Tuesday, November 8, 2016

Voting Precinct

130001,135109
130002
135423
135425
201001,240001,265000
205001
235320,235321
235426
335111,335213
335315
335316
420002
435427
435438
458001,458002
470000,475000
480003
535105,535212
535135
535136
535228

Polling Sites

Lighthouse Apostolic Church Of Hollister
Spring Grove School
Bertha Briggs Youth Center
Sunnyslope Christian Center
San Juan Bautista Community Center
Aromas Fire Station
Ladd Lane School
Calvary Baptist Church
SDES Hall-Portuguese Hall
Rancho San Justo Middle School
Gold's Gym / Indoor Soccer Arena
St Benedict Catholic Church
Seventh Day Adventist Church
Fire Station 2 / Code Enforcement
Ridgemark Golf & Country Club
Immaculate Conception Church
Hollister School District
Hollister Community Center
Hillside Christian Fellowship
Dunne Park
Mission Oaks Mobile Home Park
1515 Santa Ana Rd Hollister, CA 95023
500 Spring Grove Rd Hollister, CA 95023-9366
1221 Memorial Dr Hollister, CA 95023
1520 Sunnyslope Rd. Hollister, CA 95023
10 San Jose St San Juan Bautista, CA 95045
492 Carpentaria Rd Aromas, CA 95004
161 Ladd Ln Hollister, CA 95023
1900 Highland Dr Hollister, CA 95023-5922
695 7th St Hollister, CA 95023
1201 Rancho Drive Hollister, CA 95023
1525 Cushman St Hollister, CA 95023
1200 Fairview Rd Hollister, CA 95023
2121 Sunnyslope Rd Hollister, CA 95023
1000 Union Rd Hollister, CA 95023
3800 Airline Hwy Hollister, CA 95023-9703
7290 Airline Hwy Tres Pinos, CA 95075
2690 Cienega Rd Hollister, CA 95023
300 West Street Hollister, CA 95023
281 San Felipe Rd Hollister, CA 95023
600 West St Hollister, CA 95023
1401 San Juan-Hollister Rd Hollister, CA 95023

Total Polling Sites: 21



Voting/Absentee/Regular Pct Xref (Summary - Voting Pct Order)

November 8 2016 Presidential General Election - 11/8/2016

Voting Precinct	MB?	Abs Pct	Regular Pct	Ballot Type	Voting Precinct	MB?	Abs Pct	Regular Pct	Ballot Type
0130001 - Fairview 1		8130001	130001 Fairview 1	1	0435427 - Hollister 27		8435427	435427 Hollister 27	8
		8130001	130010 Fairview 10	1			8435427	435429 Hollister 29	8
0130002 - Fairview 2		8130002	130002 Fairview 2	2	0435438 - Hollister 38		8435438	435438 Hollister 38	8
		8130002	145002 Pacheco 2	2	0458001 - Ridgemark 1		8458001	458001 Ridgemark 1	1
		8130002	145005 Pacheco 5	2	0458002 - Ridgemark 2		8458002	458002 Ridgemark 2	21
		8130002	145006 Pacheco 6	2			8458002	458003 Ridgemark 3	21
0135109 - Hollister 9		8135109	135109 Hollister 09	6	0470000 - Santa Anita		8470000	422000 Southside	2
0135423 - Hollister 23		8135423	135423 Hollister 23	8			8470000	470000 Santa Anita	2
		8135423	135424 Hollister 24	8	0475000 - Tres Pinos		8475000	475001 Tres Pinos 1	22
0135425 - Hollister 25		8135425	135425 Hollister 25	8	0480003 - Union 3		8480003	480003 Union 3	3
0201001 - Anzar 1		8201001	201001 Anzar 1	11	0535105 - Hollister 5		8535105	535105 Hollister 05	23
		8201001	201002 Anzar 2	11			8535105	535108 Hollister 08	23
		8201001	240005 Mission 5	11	0535135 - Hollister 35		8535135	535104 Hollister 04	5
		8201001	240006 Mission 6	11			8535135	535107 Hollister 07	5
0205001 - Aromas 1		8205001	205001 Aromas 1	11			8535135	535135 Hollister 35	5
		8205001	205002 Aromas 2	11	0535136 - Hollister 36		8535136	535136 Hollister 36	5
		8205001	205003 Aromas 3	11	0535212 - Hollister 12		8535212	535212 Hollister 12	24
		8205001	205004 Aromas 4	11	0535228 - Hollister 28		8535228	535228 Hollister 28	12
		8205001	205005 Aromas 5	11	9130003 - Fairview 3	Yes	*	130003 Fairview 3	2
		8205001	205006 Aromas 6	11	9130004 - Fairview 4	Yes	*	130004 Fairview 4	3
		8205001	205007 Aromas 7	11		Yes	*	130006 Fairview 6	3
0235320 - Hollister 20		8235320	235320 Hollister 20	7		Yes	*	130007 Fairview 7	3
0235321 - Hollister 21		8235321	235321 Hollister 21	12		Yes	*	130008 Fairview 8	3
0235426 - Hollister 26		8235426	235426 Hollister 26	8	9130005 - Fairview 5	Yes	*	130005 Fairview 5	1
0240001 - Mission 1		8240001	240001 Mission 1	13	9135101 - Hollister 1	Yes	*	135101 Hollister 01	4
		8240001	240003 Mission 3	13	9135102 - Hollister 2	Yes	*	135102 Hollister 02	5
		8240001	280004 Union 4	13		Yes	*	135106 Hollister 06	5
0265000 - San Juan Bautista		8265000	265000 San Juan	14		Yes	*	135134 Hollister 34	5
0335111 - Hollister 11		8335111	335111 Hollister 11	15	9135318 - Hollister 18	Yes	*	135317 Hollister 17	7
0335213 - Hollister 13		8335213	335213 Hollister 13	16		Yes	*	135318 Hollister 18	7
0335315 - Hollister 15		8335315	335315 Hollister 15	16	9145001 - Pacheco 1	Yes	*	145001 Pacheco 1	9
0335316 - Hollister 16		8335316	335316 Hollister 16	16		Yes	*	145004 Pacheco 4	9
		8335316	335330 Hollister 30	16		Yes	*	145008 Pacheco 8	9
		8335316	335339 Hollister 39	16	9185003 - Westside 3	Yes	*	185003 Westside 3	10
0420002 - Enterprise 2		8420002	420002 Enterprise 2	1	9235214 - Hollister 14	Yes	*	235214 Hollister 14	12

Voting Precinct	MB?	Abs Pct	Regular Pct	Ballot Type	Voting Precinct	MB?	Abs Pct	Regular Pct	Ballot Type
9235214 - Hollister 14	Yes	*	235322 Hollister 22	12					
9240004 - Mission 4	Yes	*	240004 Mission 4	2					
9280001 - Union 1	Yes	*	220003 Enterprise 3	1					
	Yes	*	220004 Enterprise 4	1					
	Yes	*	220005 Enterprise 5	1					
	Yes	*	220006 Enterprise 6	1					
	Yes	*	220007 Enterprise 7	1					
	Yes	*	280001 Union 1	1					
9280002 - Union 2	Yes	*	280002 Union 2	3					
9335319 - Hollister 19	Yes	*	335319 Hollister 19	17					
9395003 - Severinsen 3	Yes	*	395003 Severinsen 3	18					
	Yes	*	395004 Severinsen 4	18					
9410000 - Bitterwater	Yes	*	410000 Bitterwater	19					
9412000 - Coalinga	Yes	*	412000 Coalinga - Nf	20					
9415000 - Cienega	Yes	*	415000 Cienega	2					
9420001 - Enterprise 1	Yes	*	420001 Enterprise 1	3					
9450000 - Paicines	Yes	*	450000 Paicines	2					
	Yes	*	455000 Panoche	2					
9460000 - San Benito	Yes	*	460000 San Benito	2					
9480005 - Union 5	Yes	*	480005 Union 5	13					
9545003 - Pacheco 3	Yes	*	545003 Pacheco 3	9					
9585001 - Westside 1	Yes	*	585001 Westside 1	10					
	Yes	*	585004 Westside 4	10					
9585002 - Westside 2	Yes	*	585002 Westside 2	13					
9585006 - Westside 6	Yes	*	530011 Fairview 11	3					
	Yes	*	585005 Westside 5	3					
	Yes	*	585006 Westside 6	3					

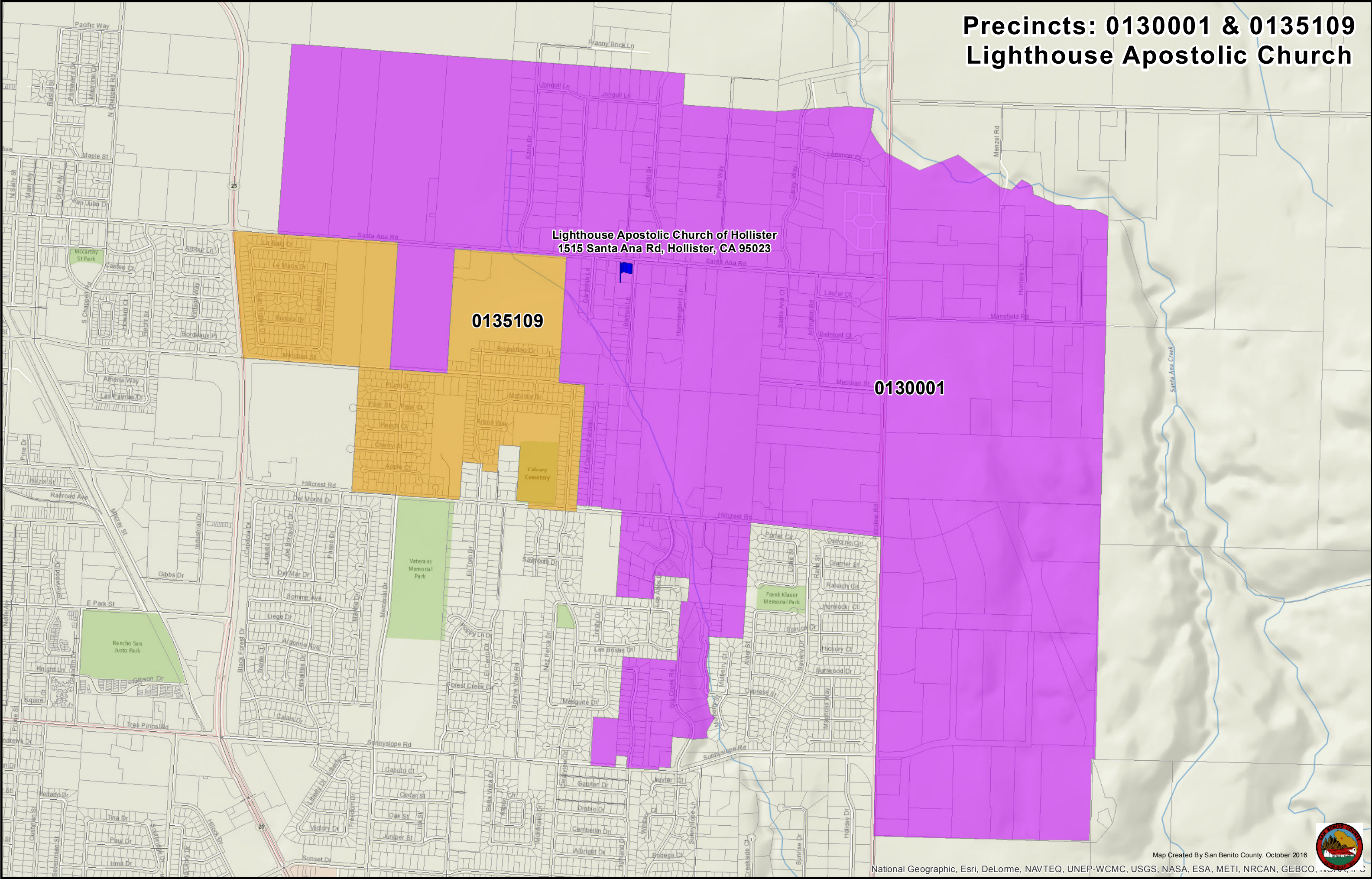
Total Voting Precincts: 54

Precincts: 0130001 & 0135109 Lighthouse Apostolic Church

Lighthouse Apostolic Church of Hollister
1515 Santa Ana Rd, Hollister, CA 95023

0135109

0130001



Precinct: 0130002 Spring Grove School

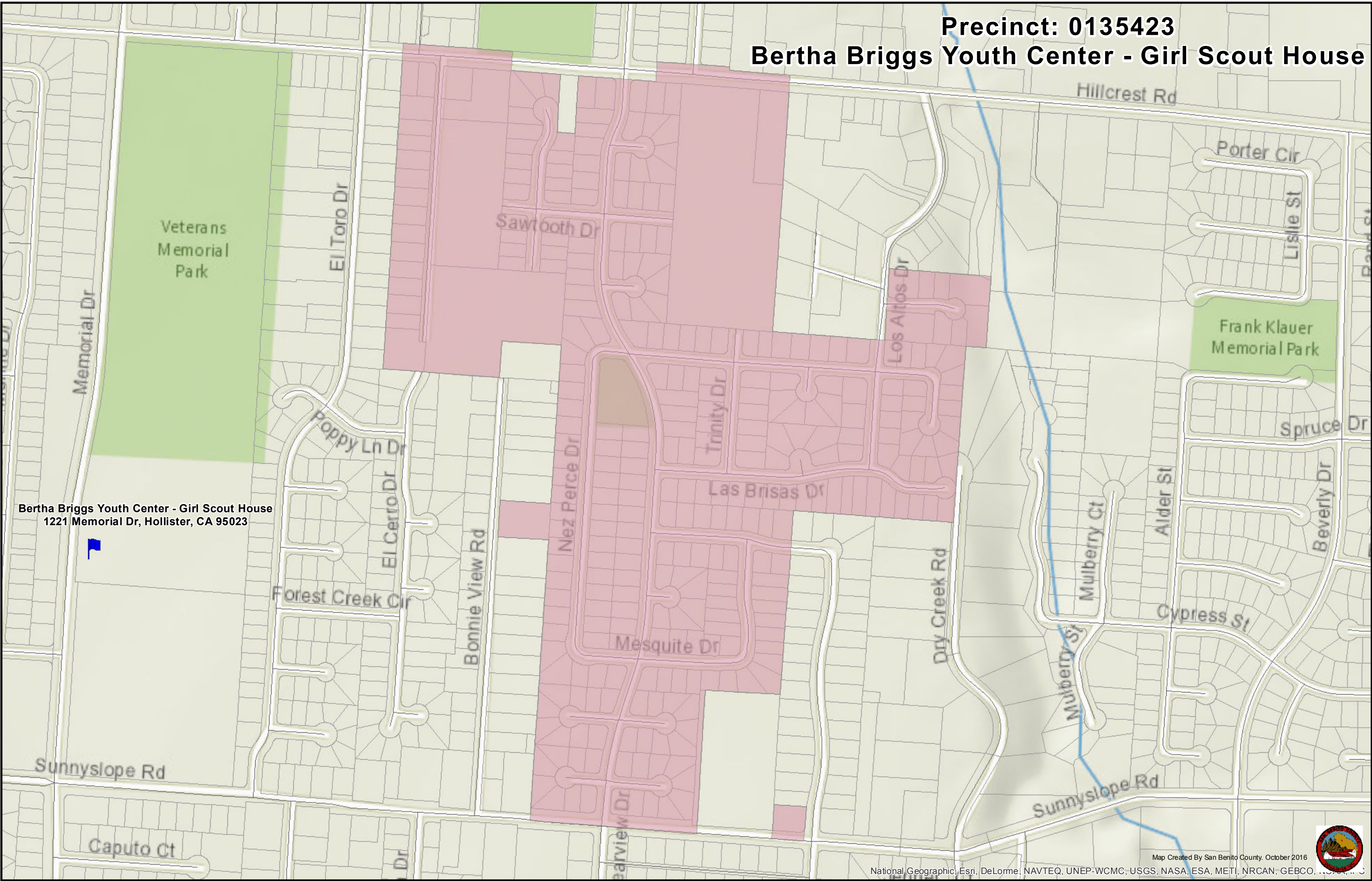

Spring Grove School
500 Spring Grove Rd, Hollister, CA 95023

Hollister
Municipal
Airport

MERCED
SAN BENITO



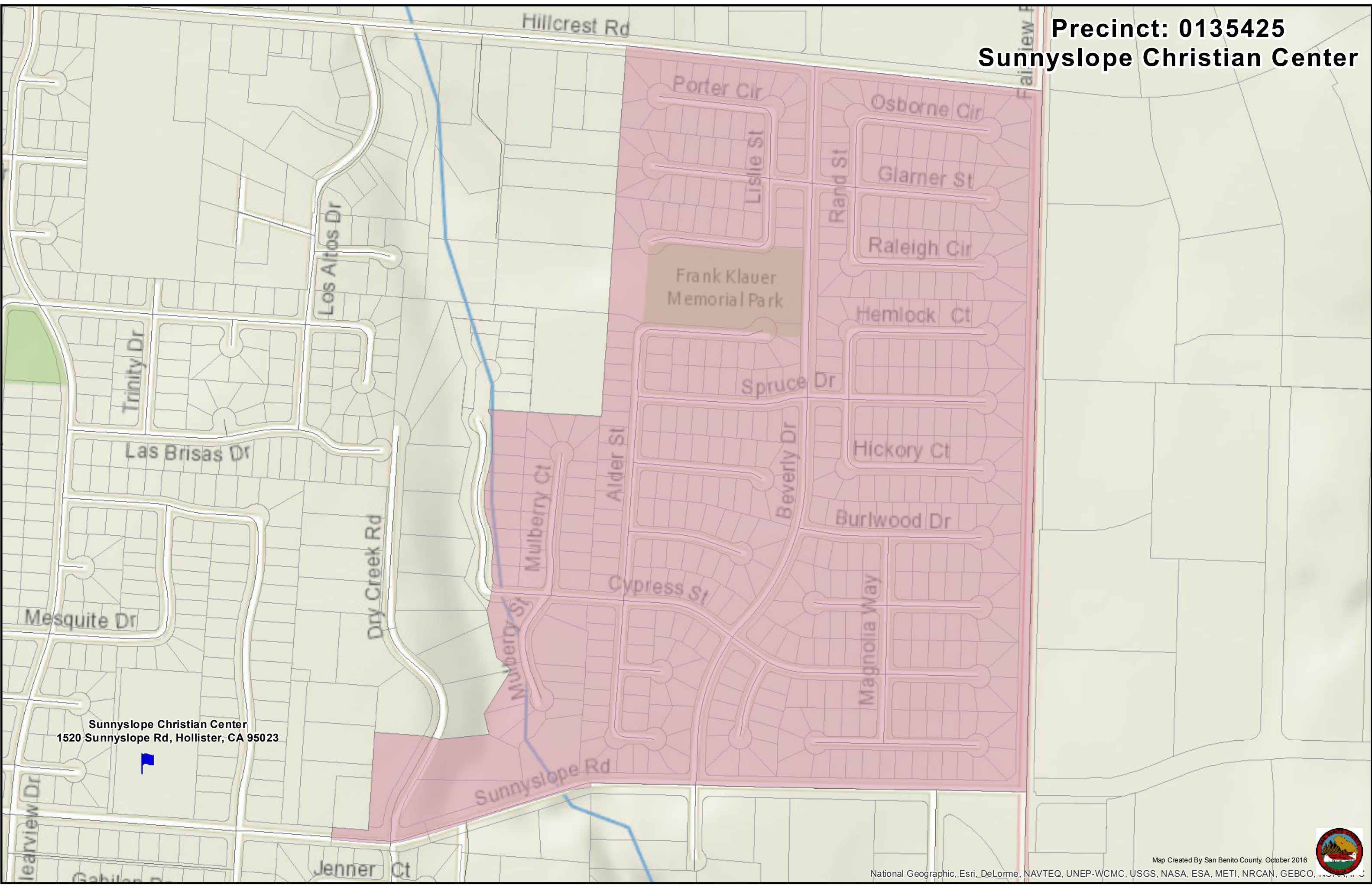
Precinct: 0135423
Bertha Briggs Youth Center - Girl Scout House



Bertha Briggs Youth Center - Girl Scout House
1221 Memorial Dr, Hollister, CA 95023



Precinct: 0135425
Sunnyslope Christian Center

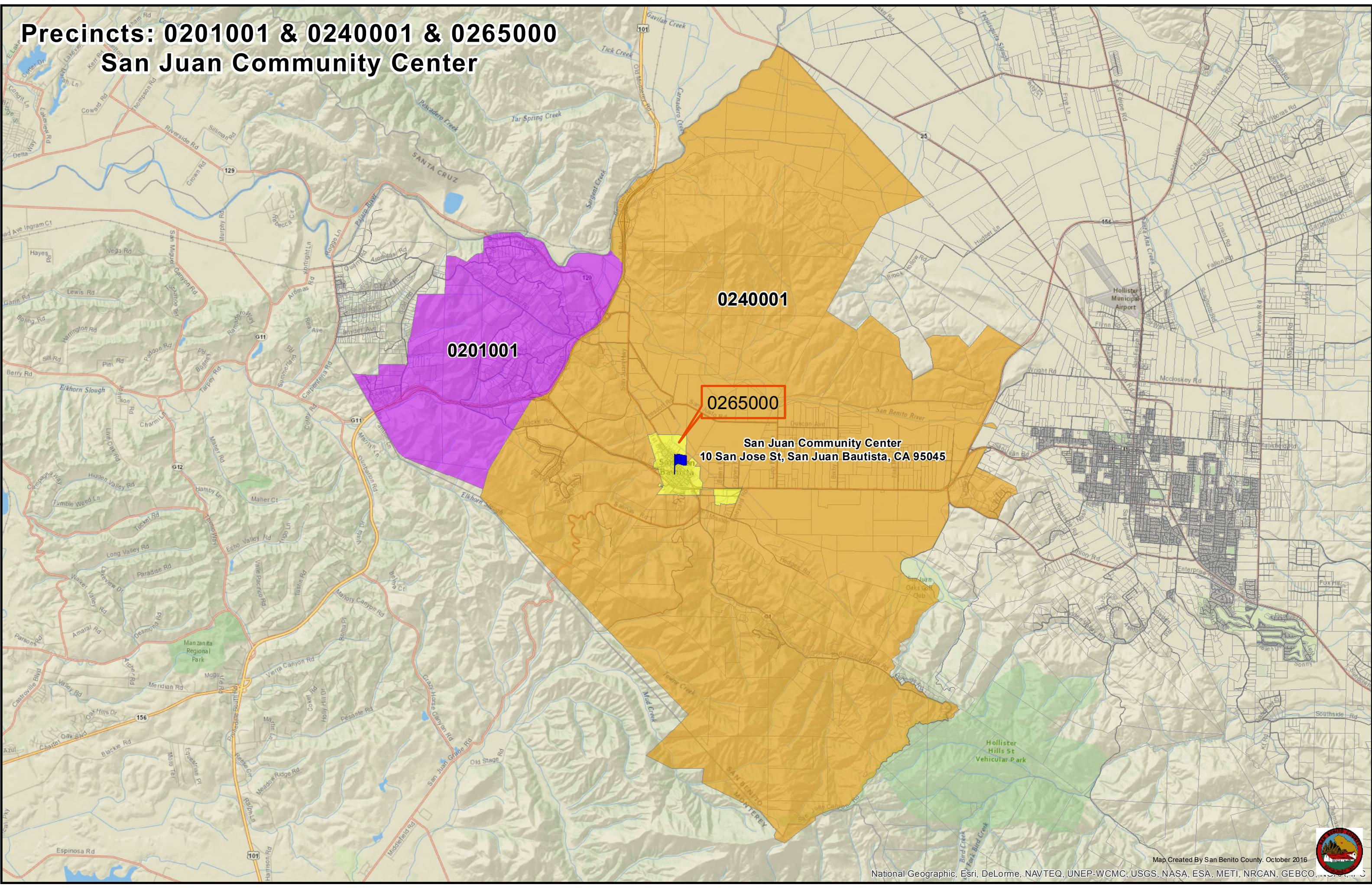


Sunnyslope Christian Center
1520 Sunnyslope Rd, Hollister, CA 95023



Precincts: 0201001 & 0240001 & 0265000

San Juan Community Center



0201001

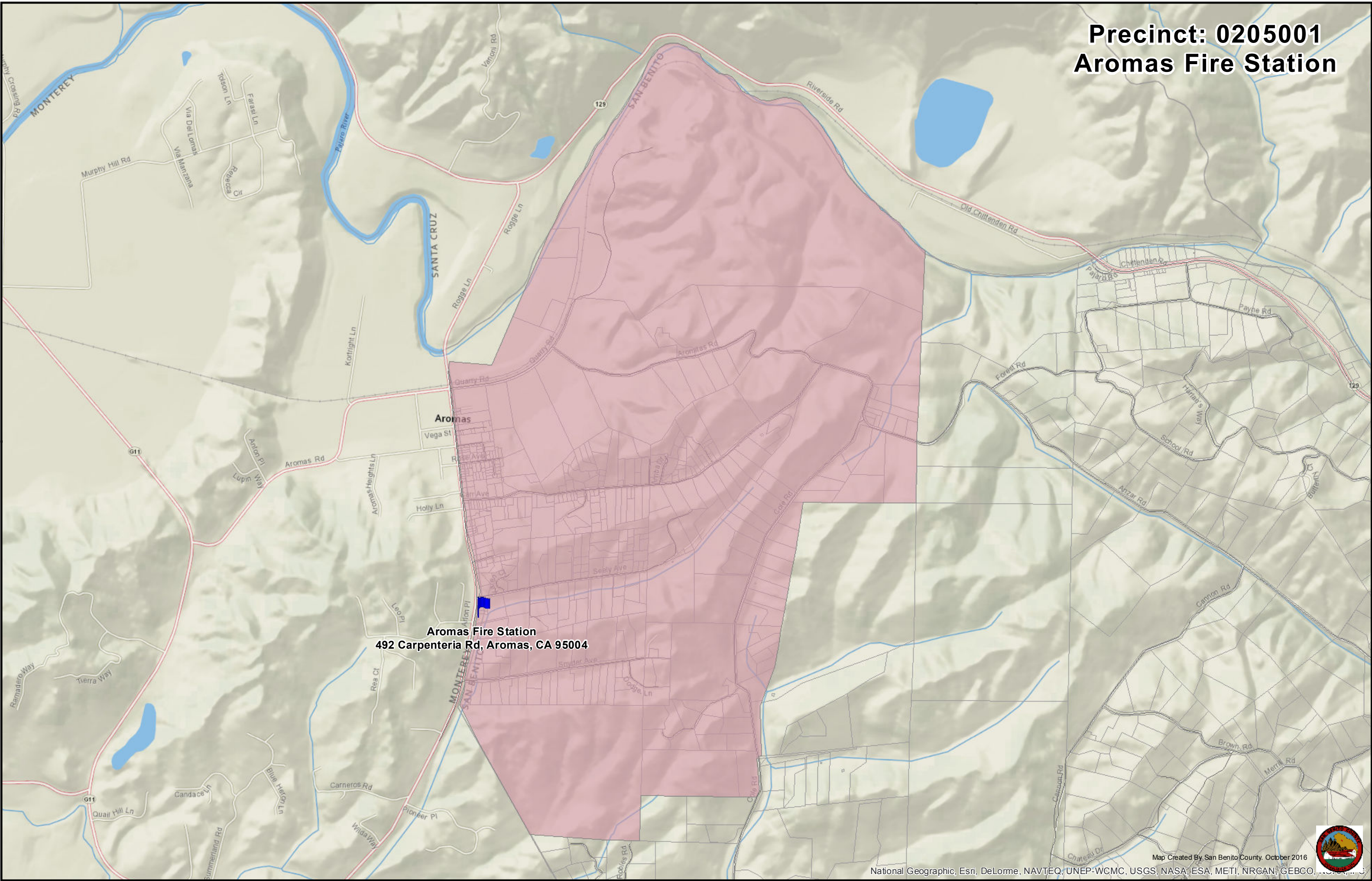
0240001

0265000

San Juan Community Center
10 San Jose St, San Juan Bautista, CA 95045



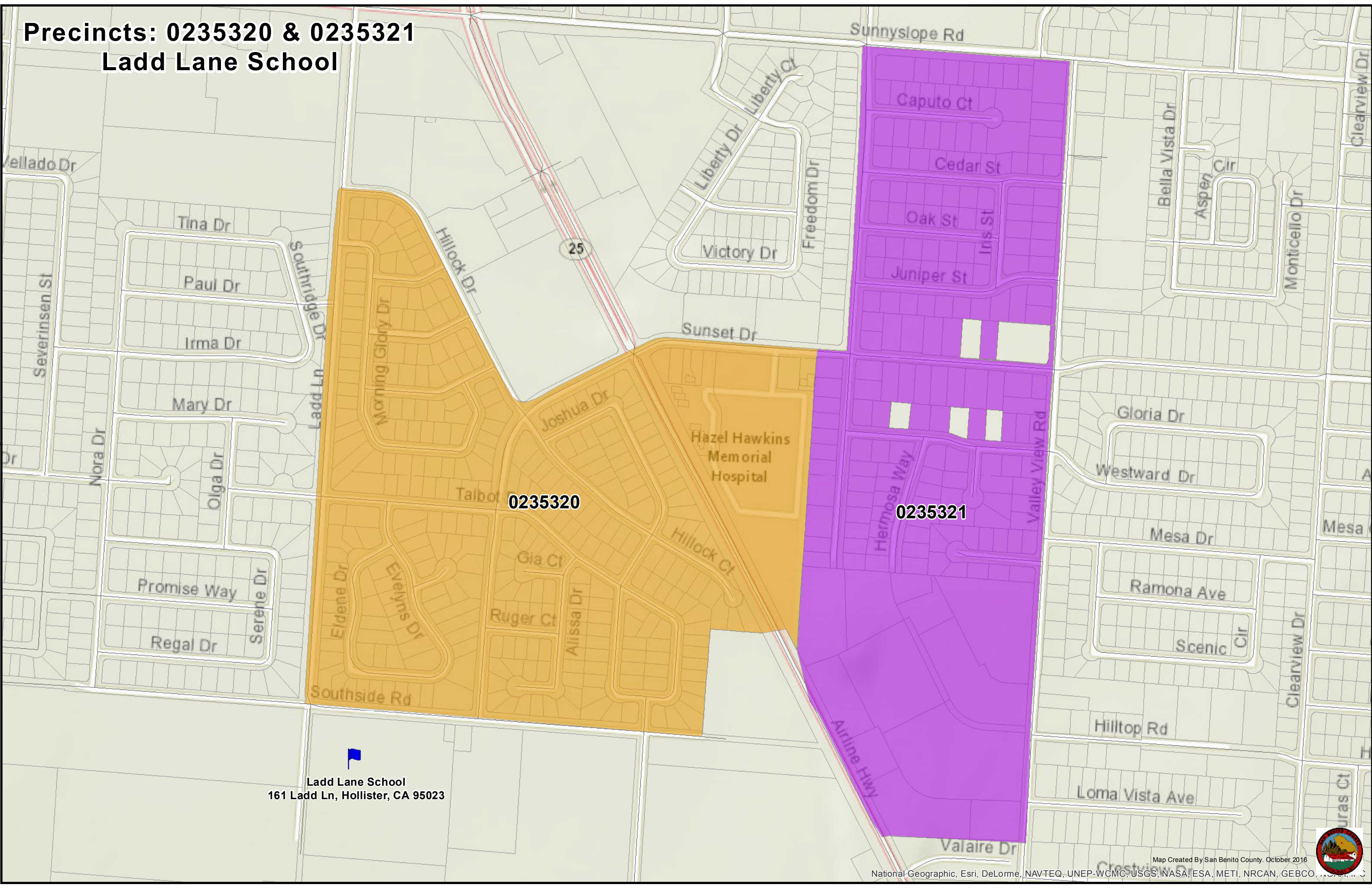
**Precinct: 0205001
Aromas Fire Station**



Aromas Fire Station
492 Carpenteria Rd, Aromas, CA 95004




Precincts: 0235320 & 0235321
Ladd Lane School

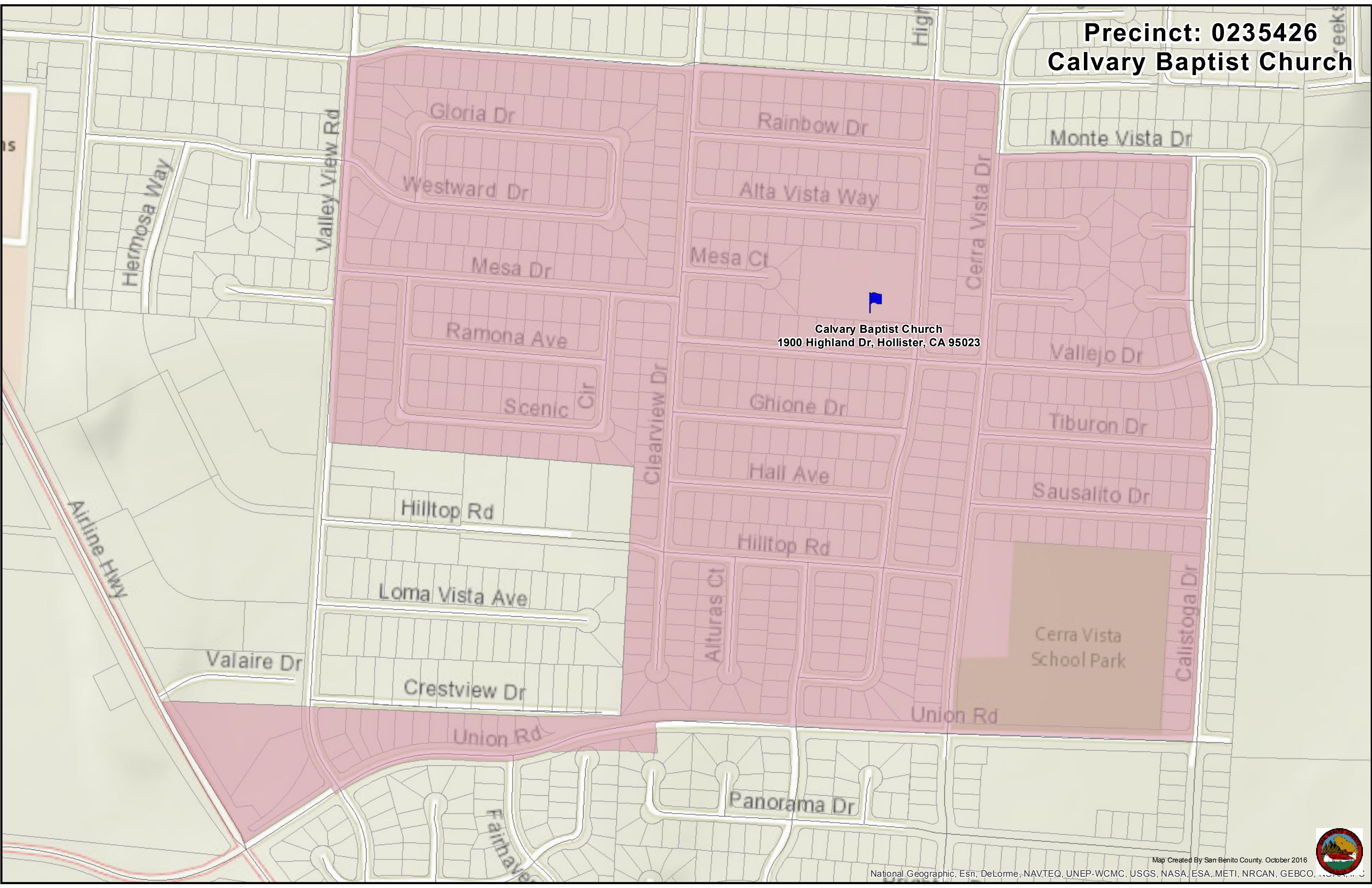



Ladd Lane School
161 Ladd Ln, Hollister, CA 95023



Precinct: 0235426
Calvary Baptist Church


Calvary Baptist Church
1900 Highland Dr, Hollister, CA 95023



Precincts: 0335111 & 0335213

S.D.E.S Portuguese Hall

S.D.E.S Portuguese Hall
695 7th St, Hollister, CA 95023

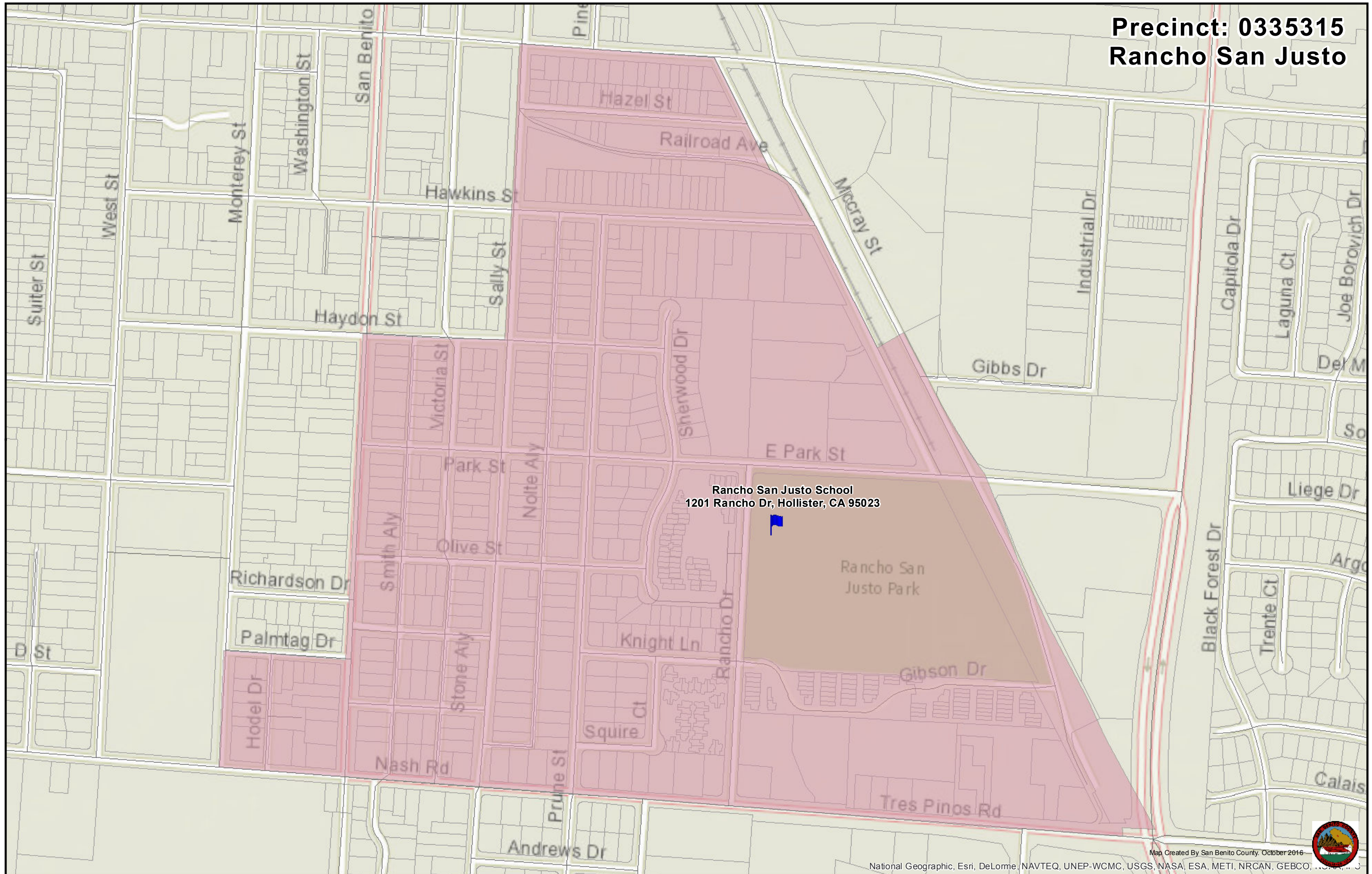


0335213

0335111



Precinct: 0335315
Rancho San Justo

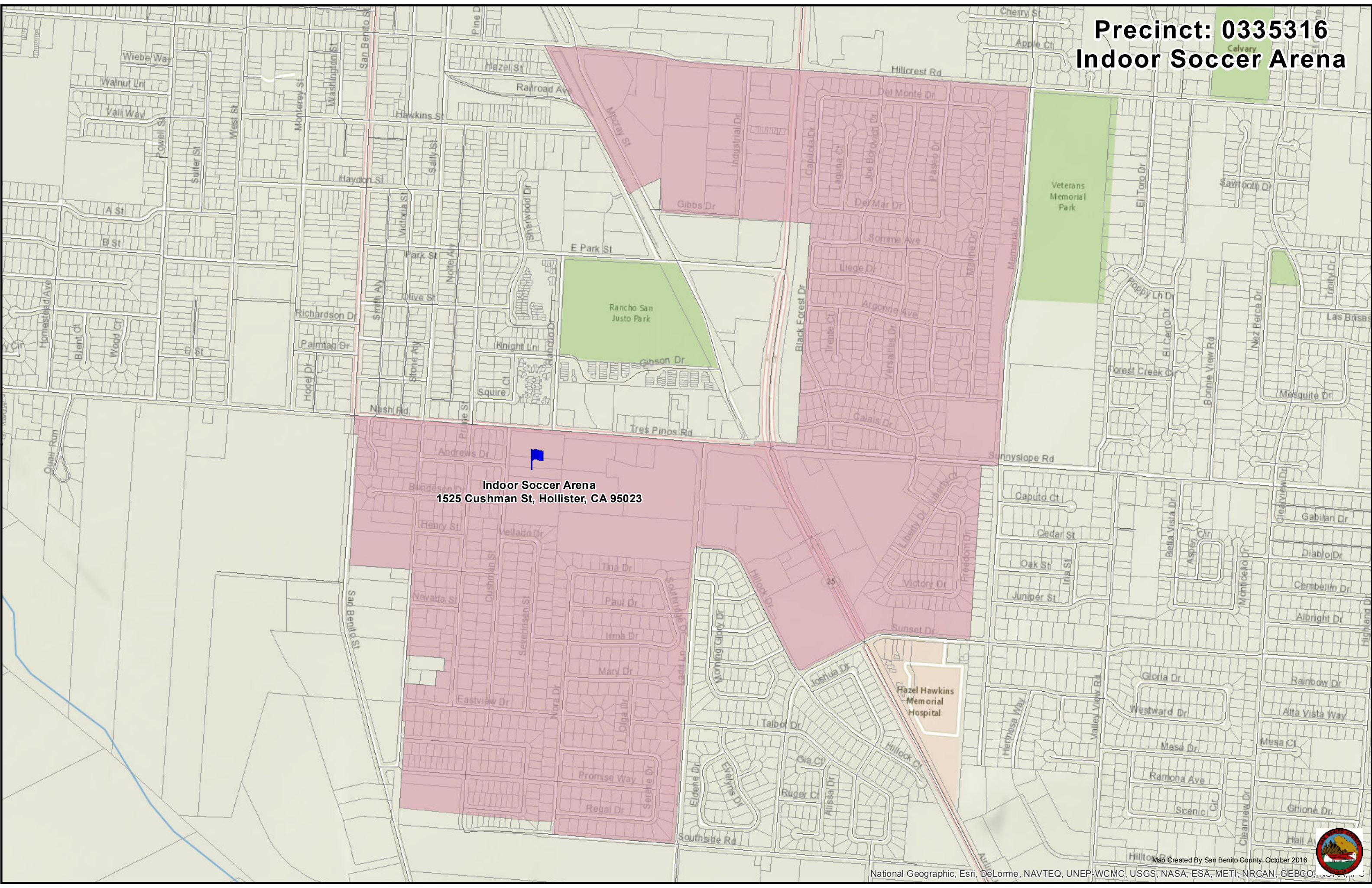


Rancho San Justo School
1201 Rancho Dr, Hollister, CA 95023

Rancho San Justo Park



Precinct: 0335316
Indoor Soccer Arena



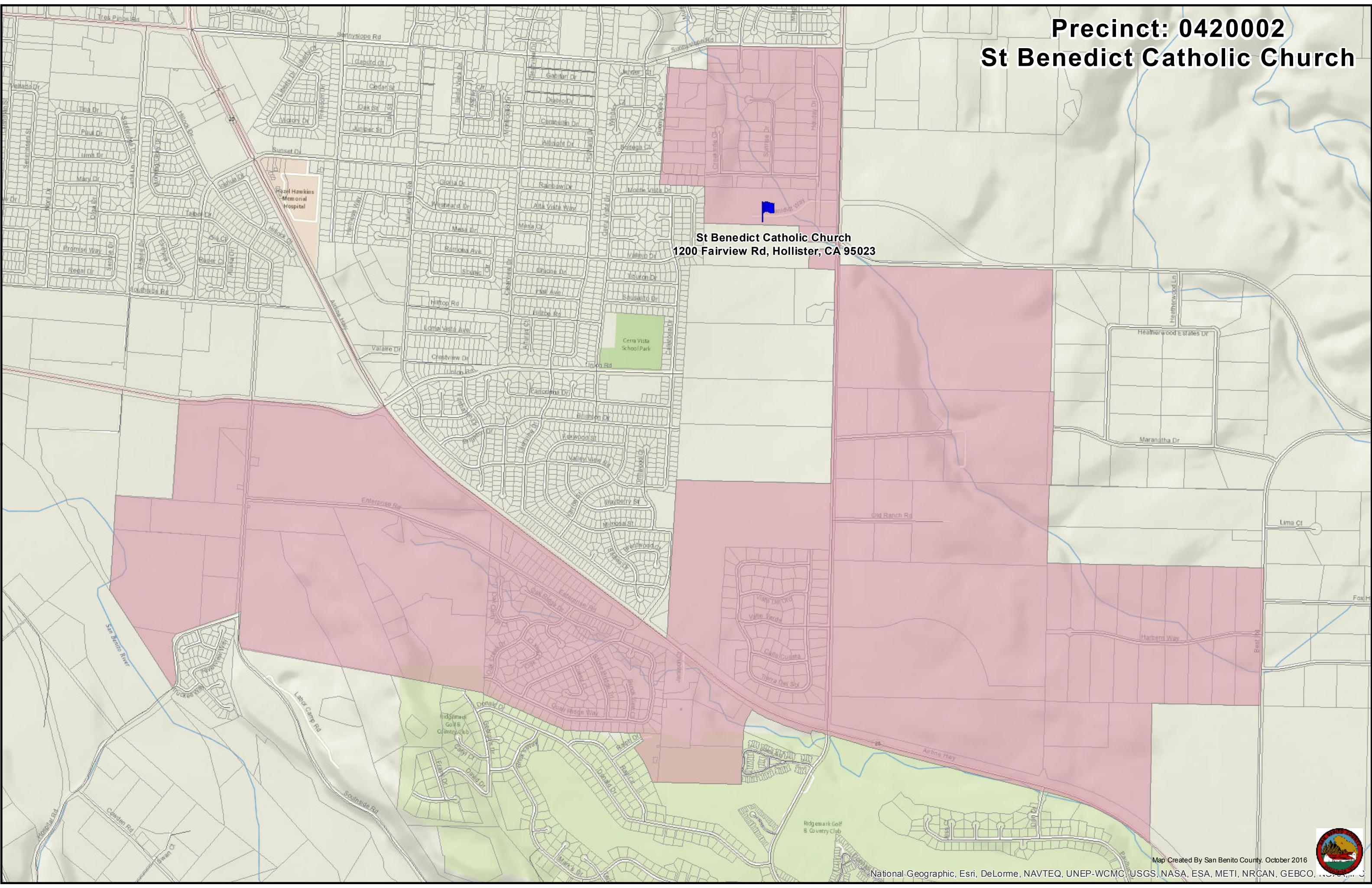
Indoor Soccer Arena
1525 Cushman St, Hollister, CA 95023



Precinct: 0420002

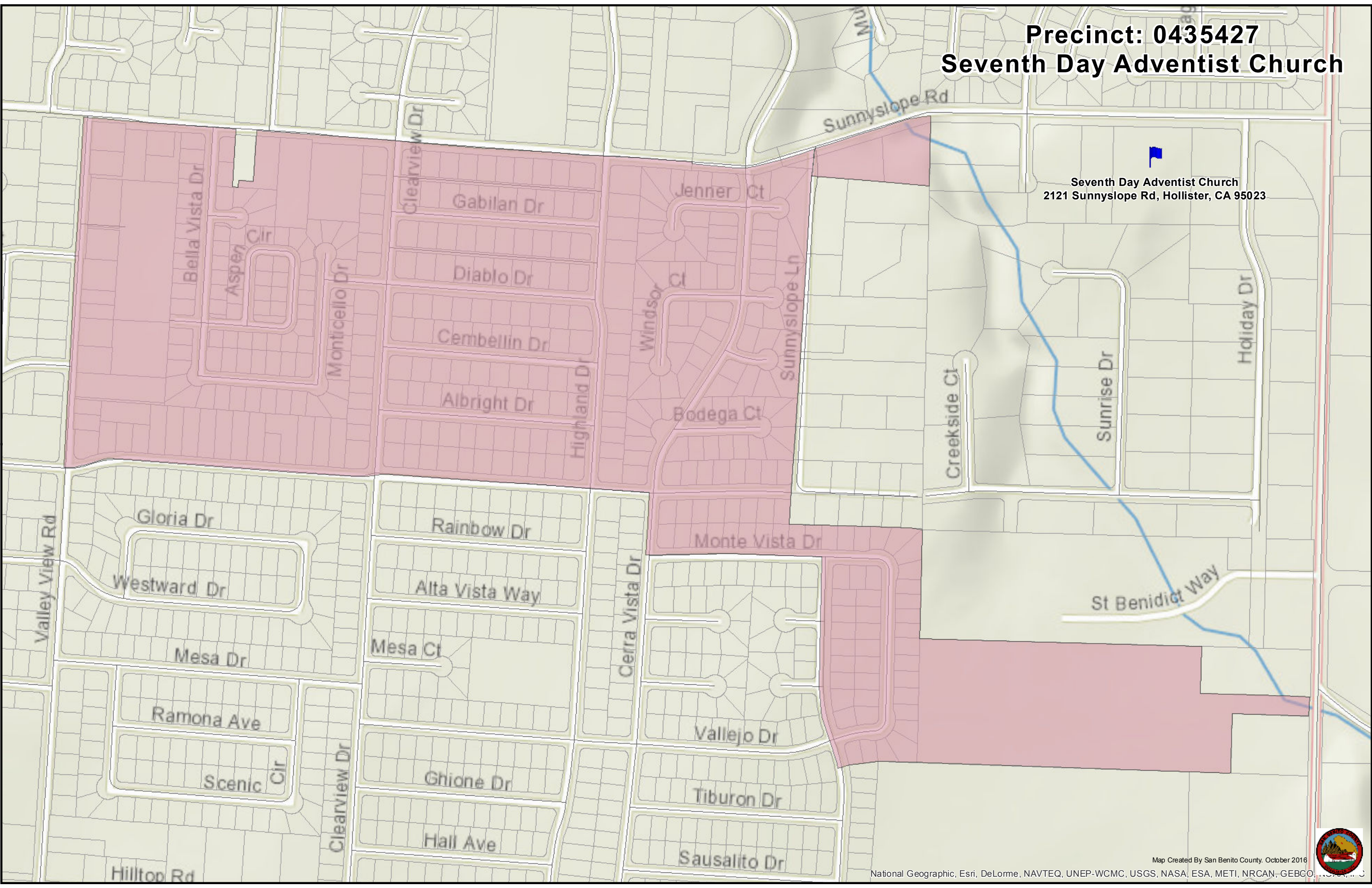
St Benedict Catholic Church

St Benedict Catholic Church
1200 Fairview Rd, Hollister, CA 95023



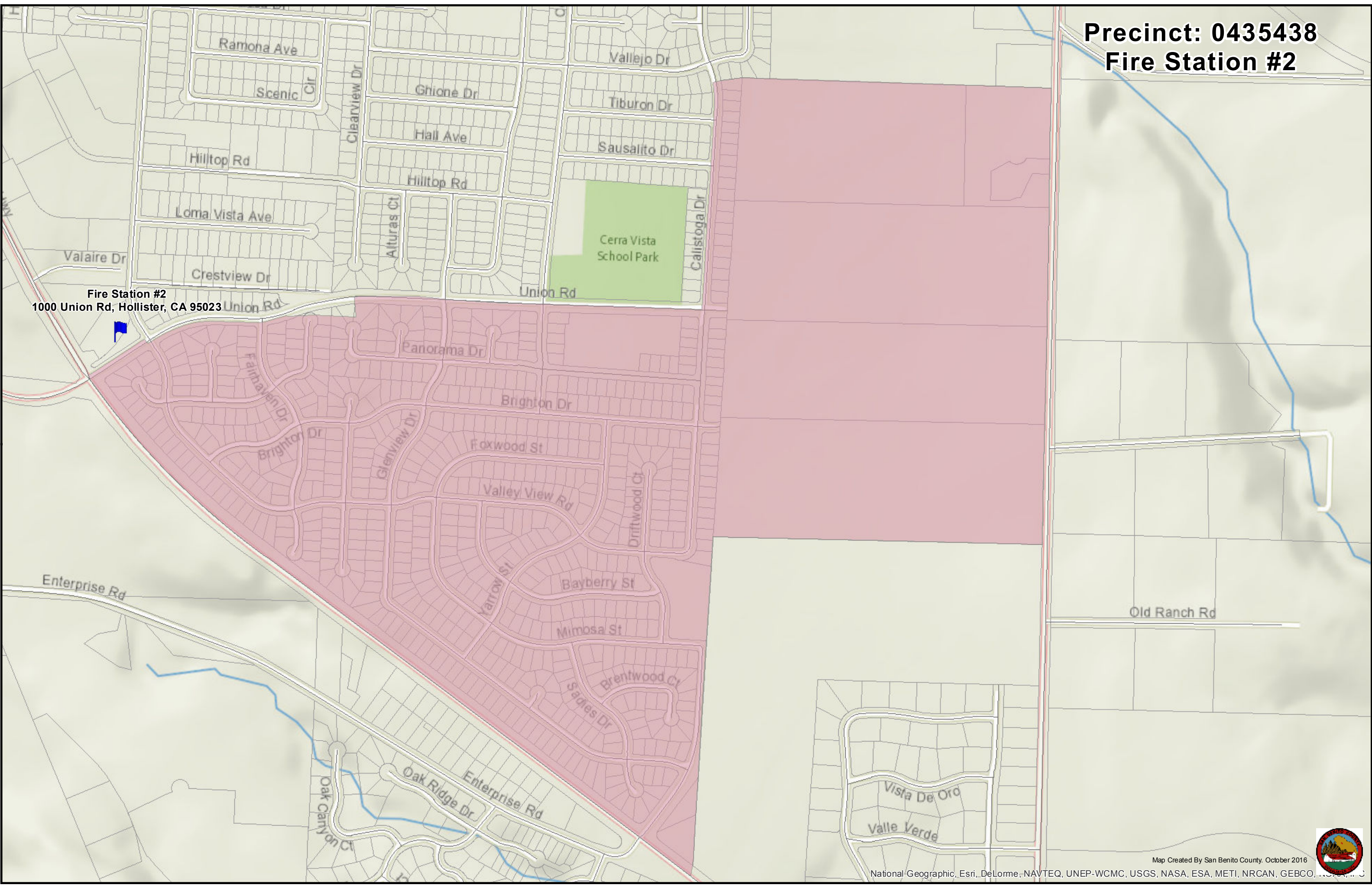
Precinct: 0435427
Seventh Day Adventist Church

Seventh Day Adventist Church
2121 Sunnyslope Rd, Hollister, CA 95023

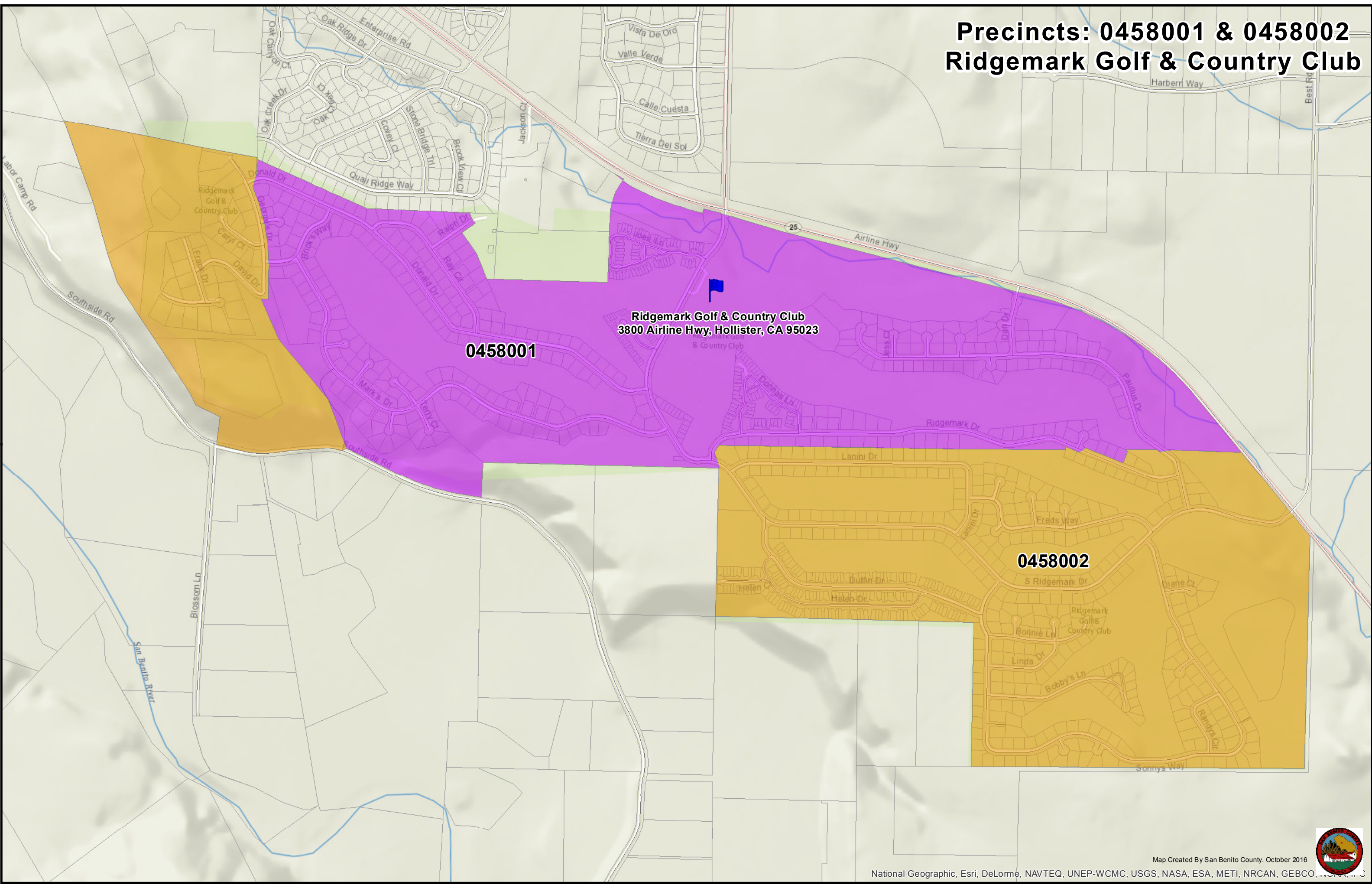


Precinct: 0435438
Fire Station #2

Fire Station #2
1000 Union Rd, Hollister, CA 95023



Precincts: 0458001 & 0458002 Ridgemark Golf & Country Club



Ridgemark Golf & Country Club
3800 Airline Hwy, Hollister, CA 95023

0458001

0458002

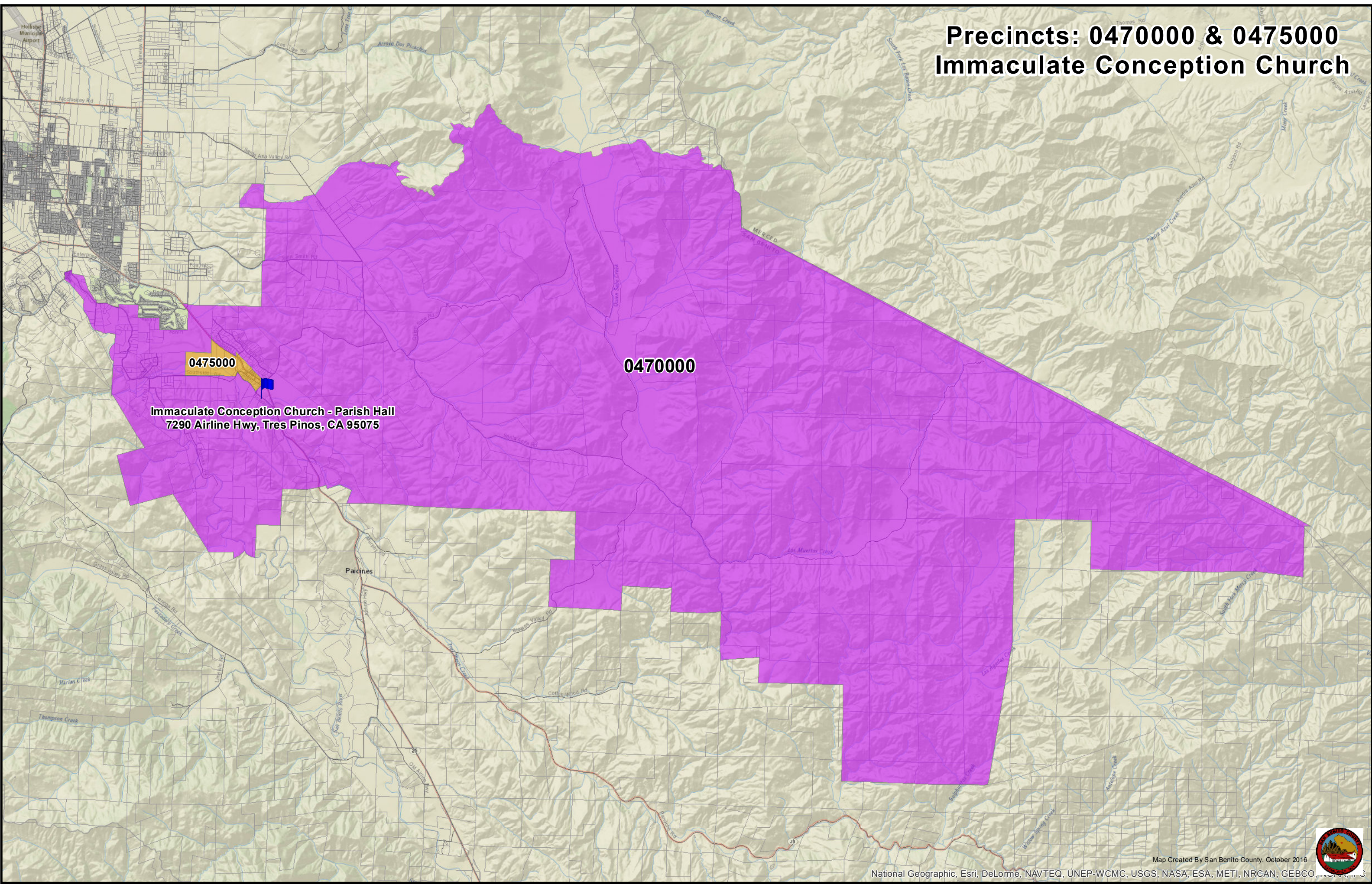


Precincts: 0470000 & 0475000 Immaculate Conception Church

0475000

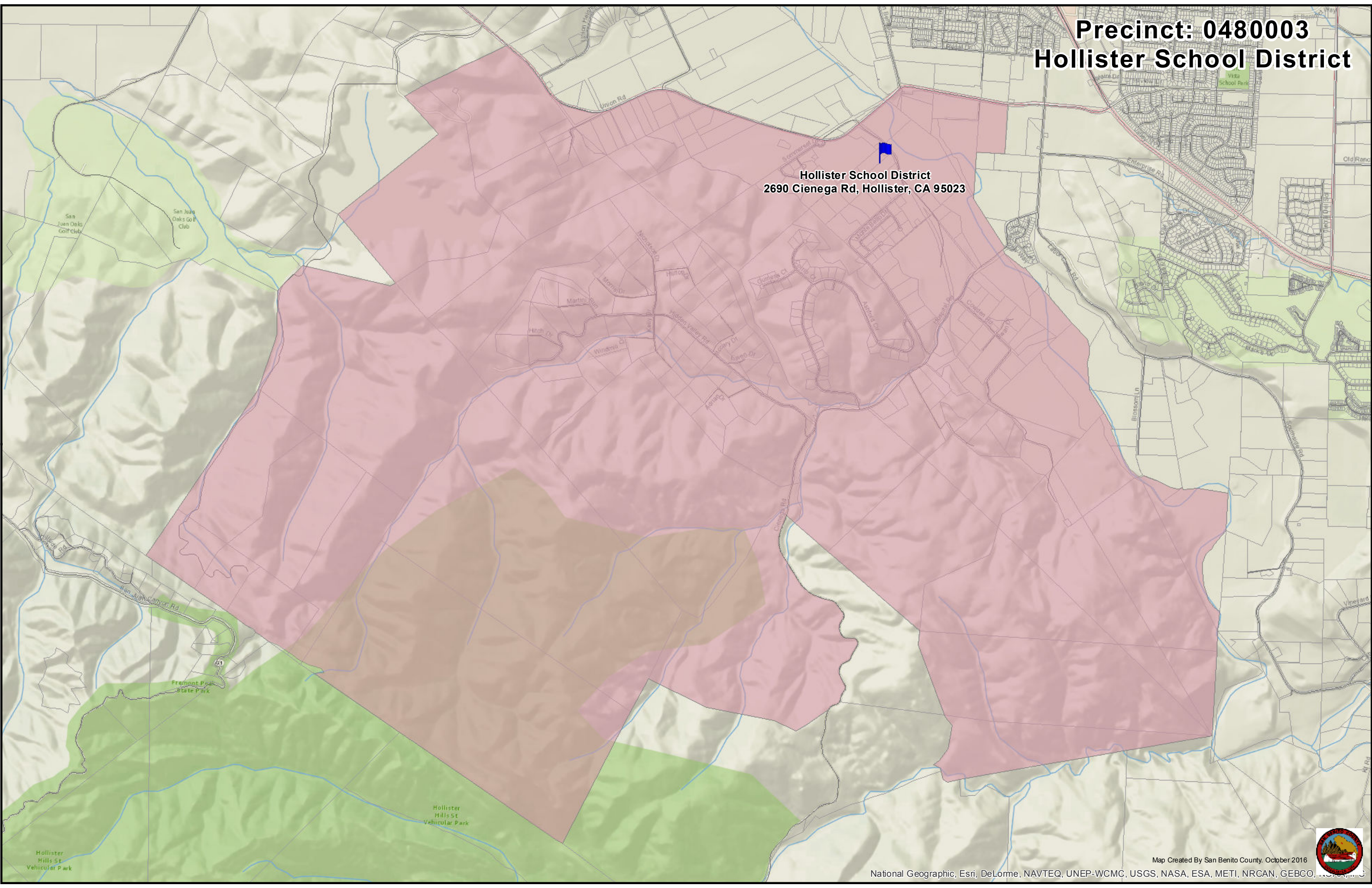
0470000

Immaculate Conception Church - Parish Hall
7290 Airline Hwy, Tres Pinos, CA 95075

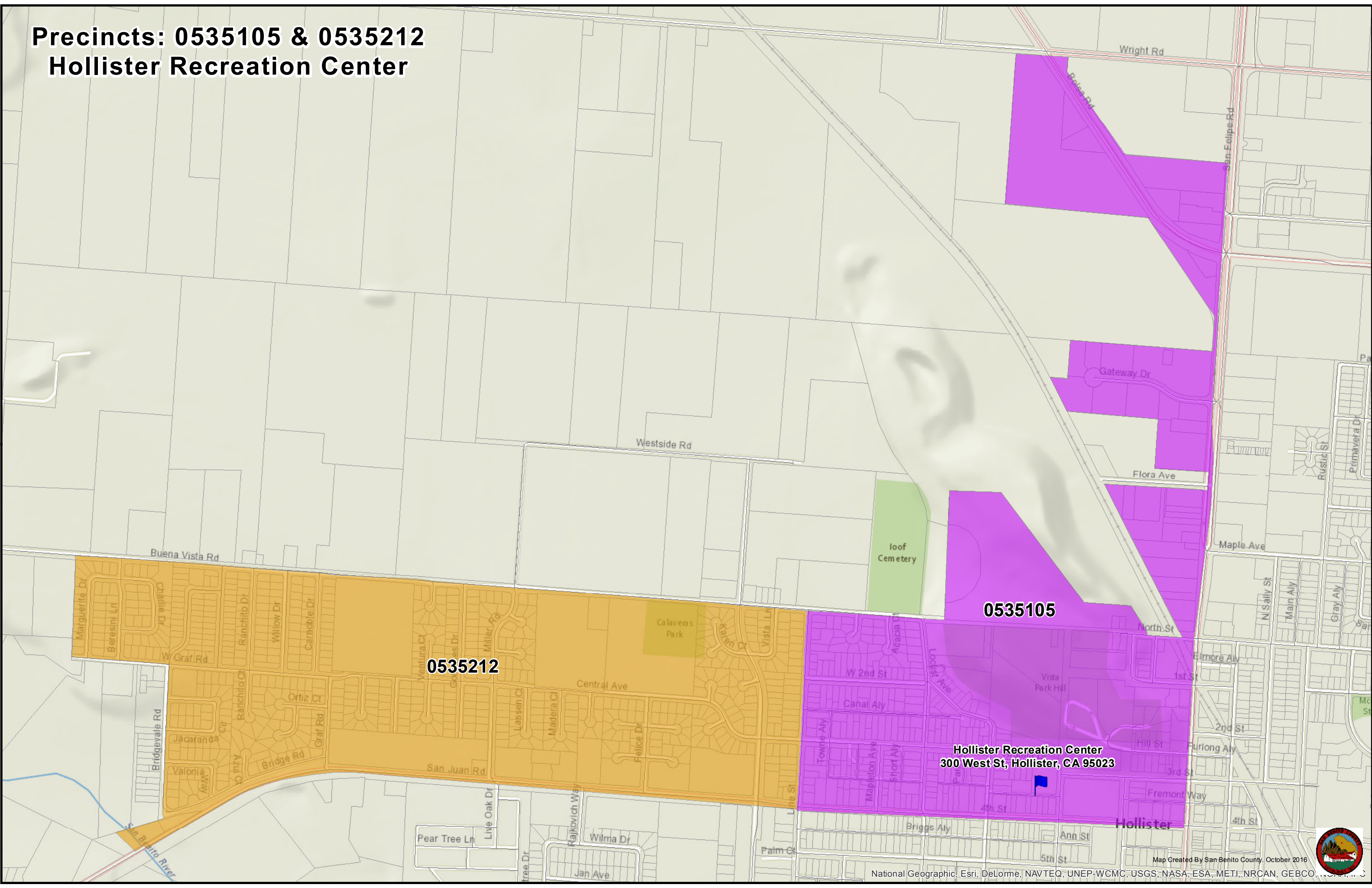


**Precinct: 0480003
Hollister School District**

**Hollister School District
2690 Cienega Rd, Hollister, CA 95023**



Precincts: 0535105 & 0535212 Hollister Recreation Center



0535212

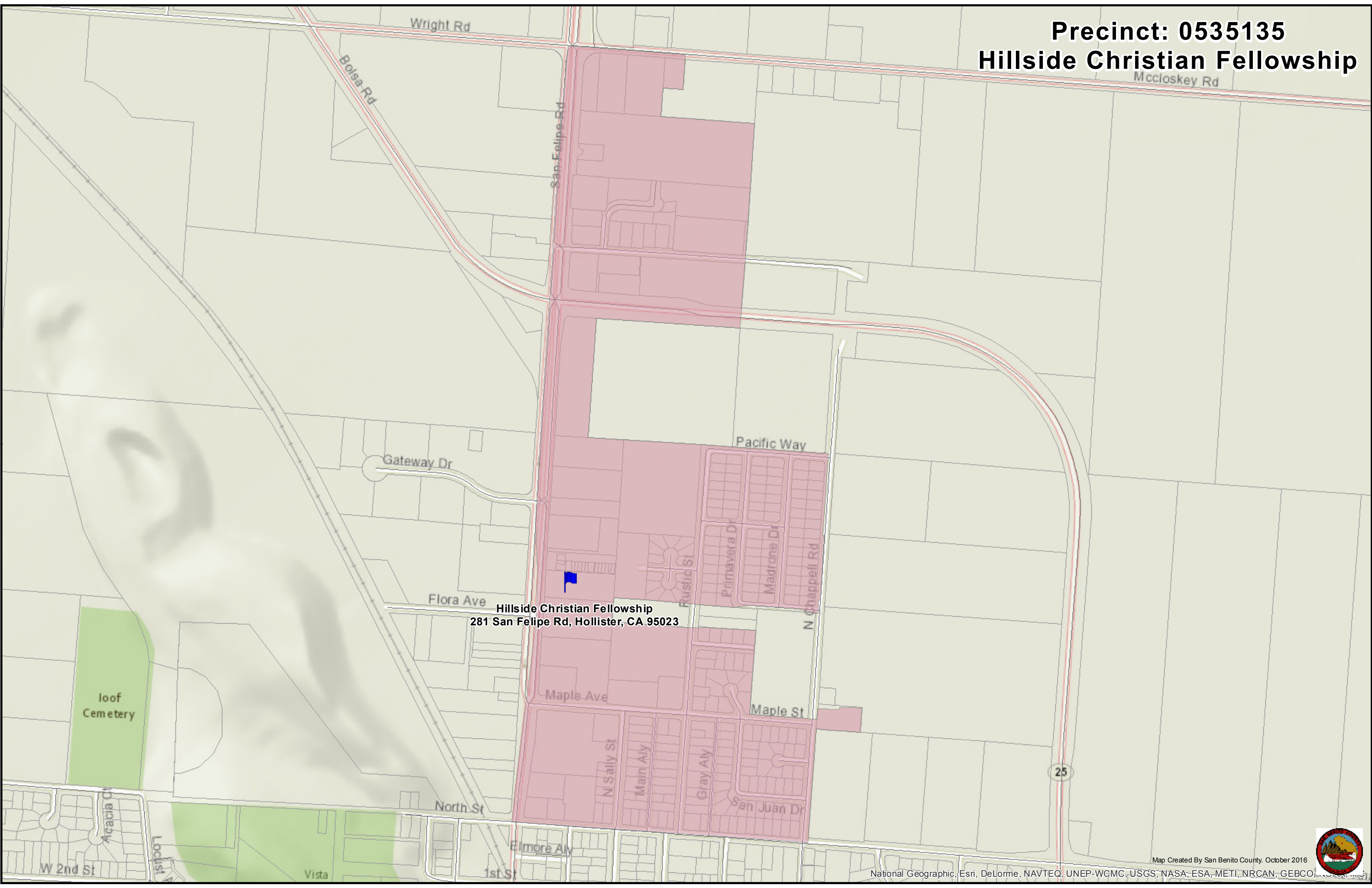
0535105

Hollister Recreation Center
300 West St, Hollister, CA 95023

Hollister



Precinct: 0535135
Hillside Christian Fellowship

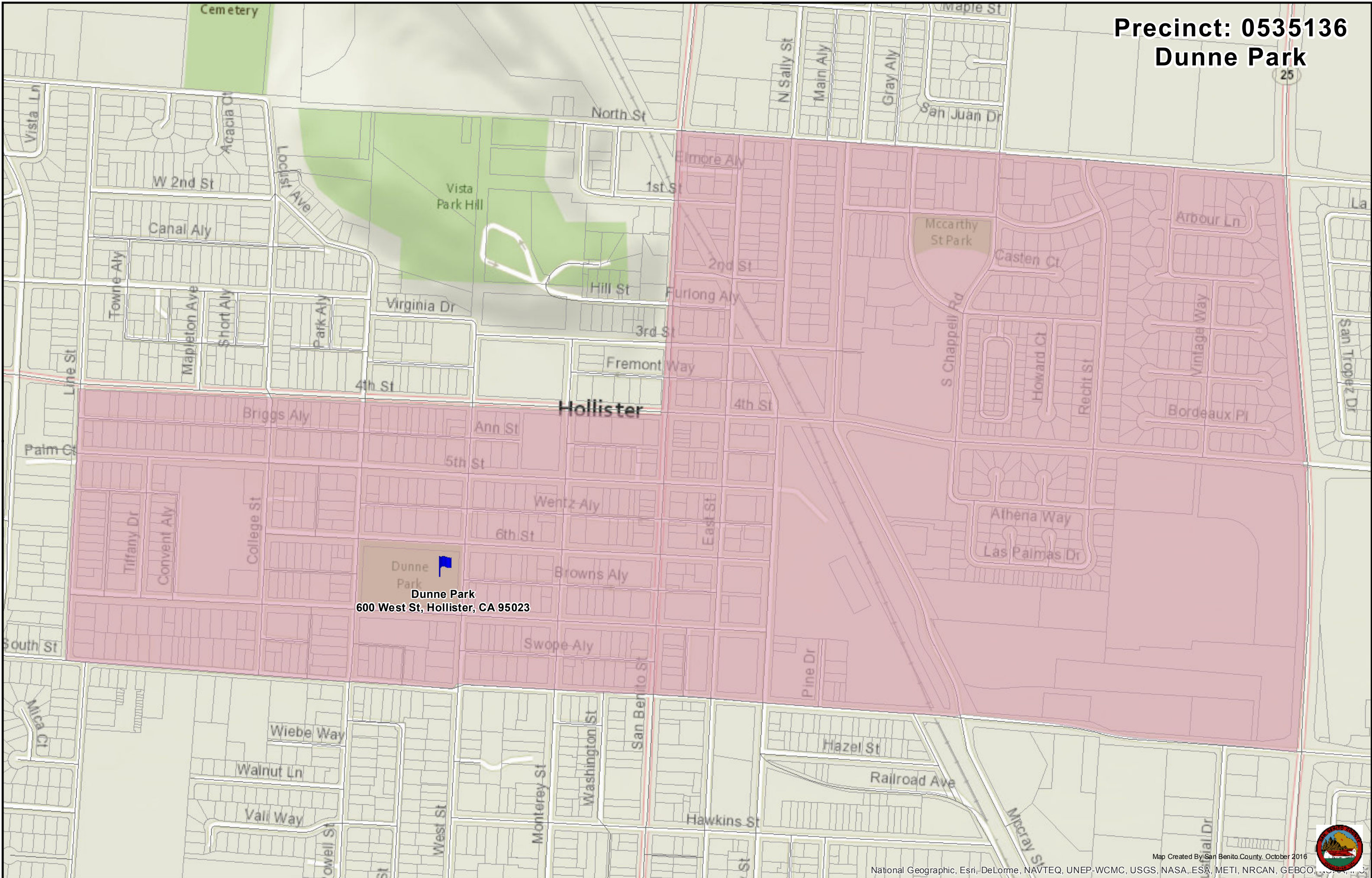


Hillside Christian Fellowship
281 San Felipe Rd, Hollister, CA 95023



Precinct: 0535136
Dunne Park

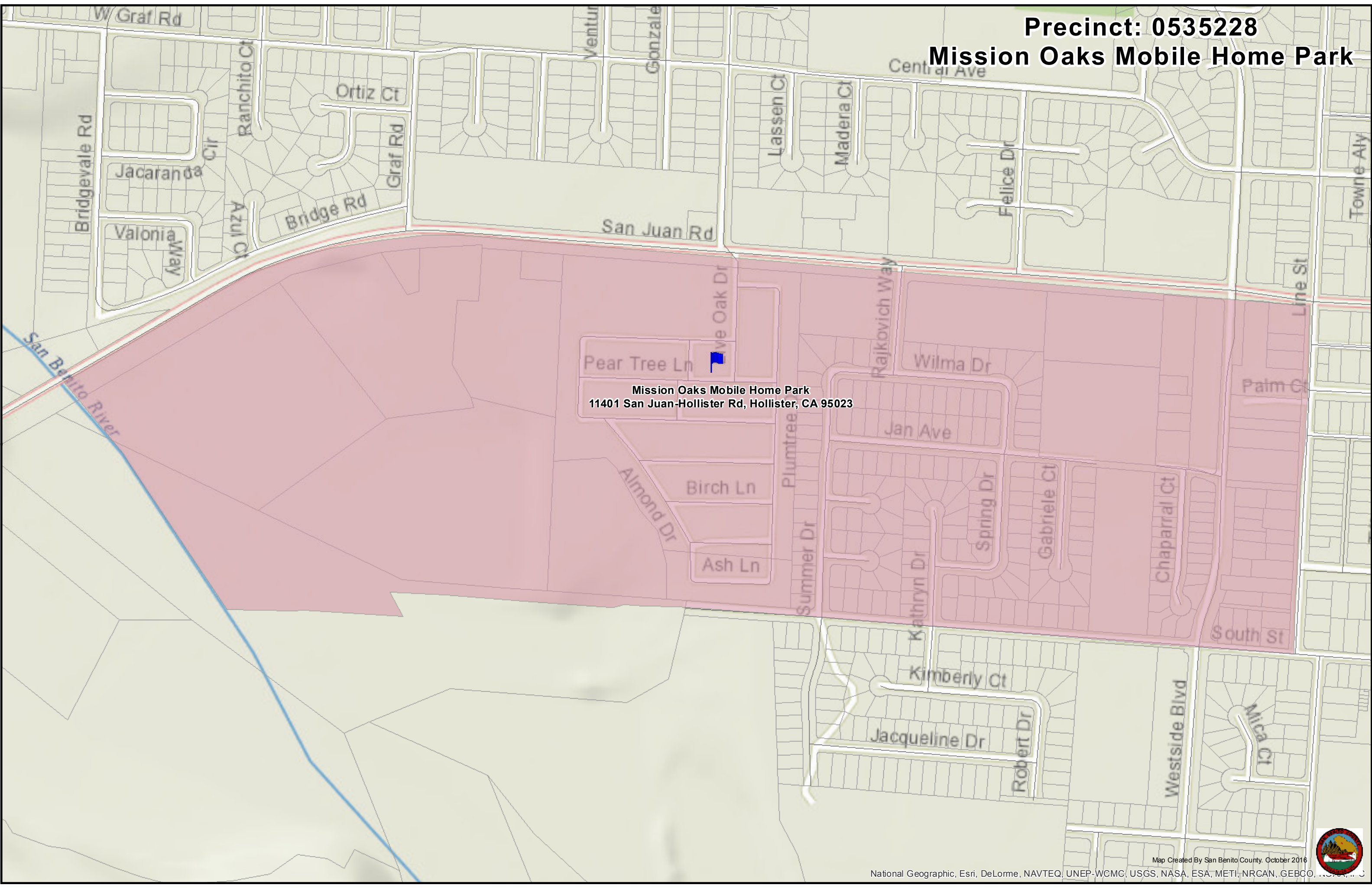
25



Dunne Park
600 West St, Hollister, CA 95023



Precinct: 0535228
Mission Oaks Mobile Home Park



Mission Oaks Mobile Home Park
11401 San Juan-Hollister Rd, Hollister, CA 95023



SECTION 3:

OFFICIAL CANVASS OF VOTES

STATEMENT OF ELECTION RESULTS

REPORT OF APPOINTED IN-LIEU OF ELECTION

SUMMARY REPORT / OFFICIAL ELECTION RESULTS (FINAL)

STATEMENT OF VOTE PRECINCT BREAKDOWNS BY OFFICE

JOE PAUL GONZALEZ

CLERK, AUDITOR & RECORDER

REGISTRAR OF VOTERS

Telephone:

Co. Clerk: (831) 636-4029

Elections: (831) 636-4016

Recorder: (831) 636-4046

Facsimile: (831) 636-2939



OFFICE OF THE COUNTY CLERK, RECORDER &
REGISTRAR OF VOTERS

440 Fifth Street, Room 206

Hollister, California 95023

www.sbcvote.us

STATEMENT OF ELECTION RESULTS

I, JOE PAUL GONZALEZ, County Clerk of the County of San Benito, hereby certify that the attached Statement of Votes Cast accurately reflects the total number of votes cast within each precinct for each contest held in conjunction with the election held in the County of San Benito on Tuesday, November 8, 2016.

I hereby set my hand and seal the 1st of December, 2016.



JOE PAUL GONZALEZ
County Clerk/Registrar of Voter

Joe Paul Gonzalez



Appointed In-Lieu of Election / Candidates By Contest

November 8 2016 Presidential General Election - 11/8/2016

All Contests

Appointed Winners Only

Winning Candidate	Party	Election Results
807 Cabrillo CCD TA 7		
EDWARD K. BANKS		Appointed Winner
1112 Cienega Union SD		
NANCY N. WIRZ		Appointed Winner
ANNE C. BAY-RAMYON		Appointed Winner
1132 Jefferson SD		
JOY ALFORD		Appointed Winner
JOANNE FALSEY		Appointed Winner
1153 North Co Jt SD		
RENEE "NENE" FAUGHT		Appointed Winner
STAN PURA		Appointed Winner
FRANK O'CONNELL		Appointed Winner
1161 Panoche SD		
MARGARIDA RODRIGUES		Appointed Winner
1182 Tres Pinos SD		
JEANNIE CEZAR		Appointed Winner
JASON NOBLE		Appointed Winner
1193 Willow Grove SD		
SHANNON RENZ		Appointed Winner
1422 Aromas Water District		
WAYNE HOLMAN		Appointed Winner
K. WAYNE NORTON		Appointed Winner
1430 Pacheco Pass Water Short Term		
MARK TOBIAS		Appointed Winner
RYAN BERGAMINI		Appointed Winner
1433 Pacheco Pass Water		
SCOTT ROSSI		Appointed Winner
FRANK O'CONNELL		Appointed Winner
STEPHEN R. LINDSAY		Appointed Winner
1441 Paiaro Vallev Water Div. D		
PAUL R. FAUROT		Appointed Winner
1452 San Benito County Water District 2		
JOE TONASCIA		Appointed Winner
1453 San Benito County Water District 3		
FRANK E. BETTENCOURT		Appointed Winner
1455 San Benito County Water District 5		
SONNY FLORES		Appointed Winner
1461 San Benito Health Care District 1		
JERRIANNE "JERI" HERNANDEZ		Appointed Winner
1465 San Benito Health Care District 5		

Winning Candidate	Party	Election Results
1465 San Benito Health Care District 5		
ANGELINA "ANGIE" DE LA CRUZ		Appointed Winner
1492 Aromas Fire Dist.		
ERNEST P. BROWN		Appointed Winner
MICHAEL E. MILLER		Appointed Winner
Total Winners:	27	



Winning Candidates By Contest

June 7 2016 Presidential Primary Election - 6/7/2016

All Contests

Appointed Winners Only

Winning Candidate	Party	Election Results	Email Address
407 Member Central Committee 2nd District-Dem SETH CAPRON	Democratic	Appointed Winner	sethcapron@gmail.com
410 Member Central Committee 5th District-Dem GREGORY RIVERA JACOB RIVERA MONICA M. QUIROZ-RIVERA	Democratic Democratic Democratic	Appointed Winner Appointed Winner Appointed Winner	
411 Member Central Committee 1st District-REP MARK STARRITT	Republican	Appointed Winner	
412 Member Central Committee 2nd District-REP JASON HOPKINS	Republican	Appointed Winner	
414 Member Central Committee 4th District-REP GREGORY GORDON SWETT JOHN EADE JAE M EADE ROBERT BERNOSKY JUDI H JOHNSON	Republican Republican Republican Republican Republican	Appointed Winner Appointed Winner Appointed Winner Appointed Winner Appointed Winner	
721 SBC Board of Ed. Dist. 1 MARY ANNE FILICE		Appointed Winner	
722 SBC Board of Ed. Dist. 2 GUADALUPE V. CANDELARIA		Appointed Winner	
725 SBC Board of Ed. Dist. 5 PATRICIA WARD		Appointed Winner	

Total Winners: 14

REGISTRATION & TURNOUT San Benito		
Completed Precincts:	54 of 54	
Total Registration	28,222	
Election Day Ballots Cast	6,558	23.24%
Vote by Mail Ballots Cast	15,986	56.64%
Total Ballots Cast	22,544	79.88%

STATE ASSEMBLY DISTRICT 30		
Completed Precincts:	54 of 54	
Under Votes:	3,611	
Over Votes:	29	
DEM - ANNA CABALLERO	12,891	68.19%
DEM - KARINA CERVANTEZ ALEJO	6,013	31.81%

HOLLISTER SD, Gov Board Member		
Number to Vote For: 2		
Completed Precincts:	34 of 34	
Under Votes:	13,133	
Over Votes:	18	
ELIZABETH MARTINEZ	8,379	42.48%
ROBERT E. BERNOSKY	6,121	31.03%
MIKE BALDWIN	5,153	26.13%
WRITE-IN	70	0.35%

PRESIDENT AND VICE PRESIDENT		
Completed Precincts:	54 of 54	
Under Votes:	349	
Over Votes:	73	
DEM - HILLARY CLINTON/TIM KAINE	12,521	56.60%
RAI - DONALD J. TRUMP/MICHAEL R.	7,841	35.44%
LIB - GARY JOHNSON/BILL WELD	815	3.68%
WRITE-IN	443	2.00%
GRN - JILL STEIN/AJAMU BARAKA	364	1.65%
PF - GLORIA ESTELA LA RIVA/DENNIS J.	138	0.62%

GAVILAN JT. CCD, Gov Board Member, TA 6		
Completed Precincts:	7 of 7	
Under Votes:	183	
Over Votes:	3	
RACHEL PEREZ	1,096	76.48%
DANIELLE DAVENPORT	336	23.45%
WRITE-IN	1	0.07%

COALINGA-HURON SD, Gov Board Member, TA2		
Number to Vote For: 2		
Completed Precincts:	1 of 1	
Under Votes:	0	
Over Votes:	0	
STEVE WHITWILL	1	50.00%
ROGER B. CAMPBELL	1	50.00%
TOM CRAWFORD	0	0.00%
LISA CULBERTSON	0	0.00%
WRITE-IN	0	0.00%

U.S. SENATOR		
Completed Precincts:	54 of 54	
Under Votes:	3,784	
Over Votes:	41	
DEM - KAMALA D. HARRIS	11,151	59.57%
DEM - LORETTA L. SANCHEZ	7,568	40.43%

AROMAS-SAN JUAN SD, Gov Board Member		
Number to Vote For: 3		
Completed Precincts:	6 of 6	
Under Votes:	3,553	
Over Votes:	3	
JENNIFER COLBY	1,217	26.84%
DREW MCALISTER	1,202	26.50%
MONICA MARTINEZ-GUARACHA	1,124	24.79%
SHARY GREENE	973	21.46%
WRITE-IN	19	0.42%

CITY OF HOLLISTER, Mayor		
Completed Precincts:	22 of 22	
Under Votes:	1,039	
Over Votes:	9	
IGNACIO VELAZQUEZ	8,309	70.09%
KEITH SNOW	3,466	29.24%
WRITE-IN	79	0.67%

CONGRESS DISTRICT 20		
Completed Precincts:	54 of 54	
Under Votes:	1,026	
Over Votes:	15	
DEM - JIMMY PANETTA	12,779	59.43%
REP - CASEY LUCIUS	8,724	40.57%

SAN BENITO HIGH SD, Gov Board Member		
Number to Vote For: 2		
Completed Precincts:	46 of 46	
Under Votes:	11,116	
Over Votes:	154	
PATTY NEHME	5,551	19.62%
JOHN W. CORRIGAN, III	5,082	17.97%
MARY ENCINIAS	4,743	16.77%
RAY RODRIGUEZ	4,692	16.59%
F.R. MURO	3,546	12.54%
JENNIFER COILE	3,329	11.77%
ELLEN MILLER	1,295	4.58%
WRITE-IN	48	0.17%

CITY OF HOLLISTER, City Council, District 1		
Completed Precincts:	7 of 7	
Under Votes:	817	
Over Votes:	0	
RAYMOND FRIEND	2,022	96.29%
WRITE-IN	78	3.71%

CITY OF HOLLISTER, City Council, District 4			
Completed Precincts:	5 of 5		
Under Votes:	635		
Over Votes:	1		
ROY F. SIMS II	1,748	55.35%	
TIM BURNS	1,396	44.21%	
WRITE-IN	14	0.44%	

SAN BENITO HEALTH CARE DISTRICT, Director, Dist. 3			
Completed Precincts:	6 of 6		
Under Votes:	488		
Over Votes:	6		
ARIEL HURTADO	2,869	79.69%	
GORDON A. MACHADO	730	20.28%	
WRITE-IN	1	0.03%	

PROPOSITION 52			
Completed Precincts:	54 of 54		
Under Votes:	1,424		
Over Votes:	11		
YES	13,658	64.70%	
NO	7,451	35.30%	

CITY OF SJB, City Council Member			
Number to Vote For: 2			
Completed Precincts:	1 of 1		
Under Votes:	401		
Over Votes:	8		
JOHN FREEMAN	392	31.95%	
DAN DE VRIES	351	28.61%	
RICK EDGE	287	23.39%	
ROBERT L. LUND	194	15.81%	
WRITE-IN	3	0.24%	

SUNNYSLOPE COUNTY WATER DISTRICT, Director			
Number to Vote For: 2			
Completed Precincts:	15 of 15		
Under Votes:	7,343		
Over Votes:	8		
ROBERT JAMES RODRIGUEZ, II	3,350	35.31%	
HONOR SPENCER	3,130	32.99%	
DAVE MERAZ	2,971	31.32%	
WRITE-IN	36	0.38%	

PROPOSITION 53			
Completed Precincts:	54 of 54		
Under Votes:	1,712		
Over Votes:	13		
NO	10,429	50.09%	
YES	10,390	49.91%	

CITY OF SJB, City Clerk			
Completed Precincts:	1 of 1		
Under Votes:	128		
Over Votes:	1		
CONNIE SCHOBERT	408	59.22%	
YOLANDA M. DELGADO	280	40.64%	
WRITE-IN	1	0.15%	

TRES PINOS WATER DISTRICT, Director			
Number to Vote For: 3			
Completed Precincts:	1 of 1		
Under Votes:	118		
Over Votes:	0		
MARY ANNE HUGHES	75	26.13%	
JASON FINSTAD	63	21.95%	
CASSANDRA L. SPENCER	56	19.51%	
ROBERT FRUSETTA	51	17.77%	
BOBBY ZAUCHA	40	13.94%	
WRITE-IN	2	0.70%	

PROPOSITION 54			
Completed Precincts:	54 of 54		
Under Votes:	1,800		
Over Votes:	5		
YES	12,497	60.26%	
NO	8,242	39.74%	

CITY OF SJB, City Treasurer			
Completed Precincts:	1 of 1		
Under Votes:	251		
Over Votes:	0		
CHUCK GEIGER	549	96.83%	
WRITE-IN	18	3.17%	

PROPOSITION 51			
Completed Precincts:	54 of 54		
Under Votes:	1,353		
Over Votes:	6		
YES	11,385	53.74%	
NO	9,800	46.26%	

PROPOSITION 55			
Completed Precincts:	54 of 54		
Under Votes:	956		
Over Votes:	9		
YES	13,760	63.93%	
NO	7,762	36.07%	

PROPOSITION 56			
Completed Precincts:	54 of 54		
Under Votes:	614		
Over Votes:	25		
YES	13,347	61.09%	
NO	8,501	38.91%	

PROPOSITION 57			
Completed Precincts:	54	of	54
Under Votes:	1,008		
Over Votes:	16		
YES	12,802	59.65%	
NO	8,661	40.35%	

PROPOSITION 62			
Completed Precincts:	54	of	54
Under Votes:	983		
Over Votes:	13		
NO	12,896	60.01%	
YES	8,595	39.99%	

PROPOSITION 67			
Completed Precincts:	54	of	54
Under Votes:	1,074		
Over Votes:	13		
YES	10,803	50.48%	
NO	10,597	49.52%	

PROPOSITION 58			
Completed Precincts:	54	of	54
Under Votes:	1,020		
Over Votes:	17		
YES	15,450	72.03%	
NO	6,000	27.97%	

PROPOSITION 63			
Completed Precincts:	54	of	54
Under Votes:	826		
Over Votes:	12		
YES	11,413	52.72%	
NO	10,236	47.28%	

MEASURE R-Coalinga-Huron Jt. USD (55%)			
Completed Precincts:	1	of	1
Under Votes:	0		
Over Votes:	0		
BONDS NO	1	100.00%	
BONDS YES	0	0.00%	

PROPOSITION 59			
Completed Precincts:	54	of	54
Under Votes:	2,031		
Over Votes:	17		
YES	10,360	50.69%	
NO	10,079	49.31%	

PROPOSITION 64			
Completed Precincts:	54	of	54
Under Votes:	627		
Over Votes:	18		
YES	12,113	55.46%	
NO	9,729	44.54%	

MEASURE S-Aromas Tri-County Fire (2/3)			
Completed Precincts:	2	of	2
Under Votes:	58		
Over Votes:	0		
YES	509	51.05%	
NO	488	48.95%	

PROPOSITION 60			
Completed Precincts:	54	of	54
Under Votes:	1,534		
Over Votes:	16		
NO	11,570	55.26%	
YES	9,367	44.74%	

PROPOSITION 65			
Completed Precincts:	54	of	54
Under Votes:	1,288		
Over Votes:	13		
NO	11,181	52.78%	
YES	10,005	47.22%	

MEASURE T-Hartnell CCD (55%)			
Completed Precincts:	1	of	1
Under Votes:	6		
Over Votes:	0		
BONDS NO	39	62.90%	
BONDS YES	23	37.10%	

PROPOSITION 61			
Completed Precincts:	54	of	54
Under Votes:	1,296		
Over Votes:	26		
NO	12,295	58.09%	
YES	8,870	41.91%	

PROPOSITION 66			
Completed Precincts:	54	of	54
Under Votes:	1,972		
Over Votes:	20		
YES	10,448	50.98%	
NO	10,047	49.02%	

MEASURE U-San Benito High School (55%)			
Completed Precincts:	46	of	46
Under Votes:	1,126		
Over Votes:	19		
BONDS YES	11,864	63.85%	
BONDS NO	6,718	36.15%	

MEASURE V-Hollister School District (55%)		
Completed Precincts:	34 of 34	
Under Votes:	1,021	
Over Votes:	14	
BONDS YES	9,987	65.02%
BONDS NO	5,374	34.98%

MEASURE W-City of Hollister (50%+1)		
Completed Precincts:	22 of 22	
Under Votes:	693	
Over Votes:	2	
YES	9,600	78.88%
NO	2,570	21.12%

November 8, 2016

100003	PRESIDENT / US SENATOR													
	Registration	Ballots Cast	Turnout (%)		PRESIDENT AND VICE PRESIDENT JILL STEIN/AJAMU BARAKA	HILLARY CLINTON/TIM KAINE	GLORIA ESTELA LA RIVA/DENNIS J. BANKS	DONALD J. TRUMP/MICHAEL R. PENCE	GARY JOHNSON/BILL WELD		U.S. SENATOR LORETTA L. SANCHEZ	KAMALA D. HARRIS		
0130001 0001	993	264	26.59		5	148	3	83	5		92	115		
0130001 - Vote by Mail	993	561	56.50		8	282	4	218	25		174	290		
0130002 0002	1468	434	29.56		8	182	2	205	26		131	199		
0130002 - Vote by Mail	1468	805	54.84		7	317	3	399	40		198	402		
0135109 0003	1040	265	25.48		6	173	0	77	7		108	111		
0135109 - Vote by Mail	1040	519	49.90		7	351	3	119	18		213	257		
0135423 0004	598	176	29.43		3	91	1	68	8		62	91		
0135423 - Vote by Mail	598	316	52.84		7	175	2	114	8		99	170		
0135425 0005	856	229	26.75		2	128	0	85	11		88	99		
0135425 - Vote by Mail	856	474	55.37		1	223	2	209	23		157	237		
0201001 0006	524	131	25.00		4	56	0	64	4		34	58		
0201001 - Vote by Mail	524	294	56.11		7	155	3	112	9		74	157		
0205001 0007	756	251	33.20		11	161	1	57	13		57	153		
0205001 - Vote by Mail	756	381	50.40		11	242	0	96	17		93	248		
0235320 0008	389	83	21.34		0	54	1	23	4		35	37		
0235320 - Vote by Mail	389	201	51.67		2	121	1	63	5		61	104		
0235321 0009	550	168	30.55		0	102	1	52	5		70	74		
0235321 - Vote by Mail	550	289	52.55		2	144	1	113	14		84	152		
0235426 0010	1107	306	27.64		5	169	2	96	16		105	154		
0235426 - Vote by Mail	1107	610	55.10		11	338	6	205	19		179	329		
0240001 0011	947	221	23.34		1	113	2	100	1		50	119		
0240001 - Vote by Mail	947	557	58.82		6	232	5	276	24		160	285		
0265000 0012	999	320	32.03		5	203	4	91	7		97	170		
0265000 - Vote by Mail	999	498	49.85		8	331	9	123	14		146	285		
0335111 0013	408	86	21.08		1	45	2	34	2		41	34		
0335111 - Vote by Mail	408	228	55.88		11	142	4	59	6		79	120		
0335213 0014	1625	356	21.91		8	229	4	89	11		159	152		
0335213 - Vote by Mail	1625	825	50.77		16	550	5	198	25		327	416		
0335315 0015	1121	263	23.46		10	174	4	62	5		126	99		
0335315 - Vote by Mail	1121	597	53.26		9	431	6	110	12		235	281		
0335316 0016	2023	512	25.31		6	288	1	184	11		194	244		
0335316 - Vote by Mail	2023	1171	57.88		13	614	8	449	36		363	593		
0420002 0017	922	222	24.08		2	94	0	115	8		69	92		
0420002 - Vote by Mail	922	534	57.92		11	238	1	235	18		116	292		
0435427 0018	852	217	25.47		3	110	2	85	11		87	94		
0435427 - Vote by Mail	852	434	50.94		4	224	1	177	17		136	233		
0435438 0019	1249	363	29.06		5	204	0	127	18		111	179		
0435438 - Vote by Mail	1249	669	53.56		10	371	1	227	31		240	319		
0458001 0020	788	195	24.75		3	92	0	88	2		34	113		
0458001 - Vote by Mail	788	476	60.41		7	177	1	249	20		94	267		
0458002 0021	918	264	28.76		2	126	0	124	7		61	152		
0458002 - Vote by Mail	918	524	57.08		7	203	1	258	30		135	280		
0470000 0022	631	120	19.02		1	48	0	60	4		40	48		
0470000 - Vote by Mail	631	389	61.65		3	166	2	192	11		121	181		
0475000 0023	169	46	27.22		1	11	0	27	6		14	20		
0475000 - Vote by Mail	169	89	52.66		2	30	1	49	5		19	48		
0480003 0024	467	89	19.06		2	38	0	47	1		31	41		
0480003 - Vote by Mail	467	319	68.31		1	136	1	167	4		86	169		
0535105 0025	474	122	25.74		2	84	1	24	3		62	44		
0535105 - Vote by Mail	474	212	44.73		4	139	2	46	15		88	104		
0535135 0026	466	96	20.60		3	76	0	10	3		53	33		
0535135 - Vote by Mail	466	244	52.36		4	188	1	34	7		130	98		
0535136 0027	1465	380	25.94		7	265	4	81	11		169	170		
0535136 - Vote by Mail	1465	749	51.13		12	495	7	177	23		281	357		
0535212 0028	1281	273	21.31		10	208	8	27	5		134	115		
0535212 - Vote by Mail	1281	669	52.22		10	570	2	57	13		328	291		
0535228 0029	603	106	17.58		0	85	0	15	3		48	48		
0535228 - Vote by Mail	603	324	53.73		7	253	1	44	7		137	155		
9130003 0030	50	0	0.00		0	0	0	0	0		0	0		
9130003 - Vote by Mail	50	41	82.00		0	12	0	22	3		7	24		
9130004 0031	231	0	0.00		0	0	0	0	0		0	0		

100003	PRESIDENT / US SENATOR													
	Registration	Ballots Cast	Turnout (%)		PRESIDENT AND VICE PRESIDENT JILL STEIN/AJAMU BARAKA	HILLARY CLINTON/TIM KAINE	GLORIA ESTELA LA RIVA/DENNIS J. BANKS	DONALD J. TRUMP/MICHAEL R. PENCE	GARY JOHNSON/BILL WELD		U.S. SENATOR LORETTA L. SANCHEZ	KAMALA D. HARRIS		
9130004 - Vote by Mail	231	179	77.49		3	80	0	89	3		63	76		
9130005 0032	180	0	0.00		0	0	0	0	0		0	0		
9130005 - Vote by Mail	180	139	77.22		2	80	0	50	3		54	66		
9135101 0033	5	0	0.00		0	0	0	0	0		0	0		
9135101 - Vote by Mail	5	4	80.00											
9135102 0034	14	0	0.00		0	0	0	0	0		0	0		
9135102 - Vote by Mail	14	12	85.71		0	8	0	2	1		3	8		
9135318 0035	272	0	0.00		0	0	0	0	0		0	0		
9135318 - Vote by Mail	272	209	76.84		5	111	1	61	14		50	116		
9145001 0036	299	0	0.00		0	0	0	0	0		0	0		
9145001 - Vote by Mail	299	214	71.57		8	115	0	73	9		64	109		
9185003 0037	19	0	0.00		0	0	0	0	0		0	0		
9185003 - Vote by Mail	19	16	84.21		1	5	0	8	2		3	6		
9235214 0038	132	0	0.00		0	0	0	0	0		0	0		
9235214 - Vote by Mail	132	105	79.55		1	55	1	38	6		45	40		
9240004 0039	19	0	0.00		0	0	0	0	0		0	0		
9240004 - Vote by Mail	19	13	68.42		0	5	0	6	0		8	3		
9280001 0040	149	0	0.00		0	0	0	0	0		0	0		
9280001 - Vote by Mail	149	129	86.58		6	60	0	48	9		51	56		
9280002 0041	188	0	0.00		0	0	0	0	0		0	0		
9280002 - Vote by Mail	188	153	81.38		1	77	2	63	3		41	74		
9335319 0042	44	0	0.00		0	0	0	0	0		0	0		
9335319 - Vote by Mail	44	40	90.91		0	31	0	7	0		15	20		
9395003 0043	18	0	0.00		0	0	0	0	0		0	0		
9395003 - Vote by Mail	18	16	88.89		0	9	0	6	1		3	8		
9410000 0044	79	0	0.00		0	0	0	0	0		0	0		
9410000 - Vote by Mail	79	68	86.08		0	7	0	56	4		18	25		
9412000 0045	3	0	0.00		0	0	0	0	0		0	0		
9412000 - Vote by Mail	3	1	33.33											
9415000 0046	127	0	0.00		0	0	0	0	0		0	0		
9415000 - Vote by Mail	127	102	80.31		0	44	3	45	8		36	49		
9420001 0047	129	0	0.00		0	0	0	0	0		0	0		
9420001 - Vote by Mail	129	114	88.37		1	44	1	53	11		36	53		
9450000 0048	249	0	0.00		0	0	0	0	0		0	0		
9450000 - Vote by Mail	249	218	87.55		6	50	1	143	12		71	99		
9460000 0049	87	0	0.00		0	0	0	0	0		0	0		
9460000 - Vote by Mail	87	70	80.46		2	21	0	40	1		18	35		
9480005 0050	37	0	0.00		0	0	0	0	0		0	0		
9480005 - Vote by Mail	37	33	89.19		0	16	1	16	0		10	19		
9545003 0051	9	0	0.00		0	0	0	0	0		0	0		
9545003 - Vote by Mail	9	8	88.89		0	4	0	4	0		2	5		
9585001 0052	134	0	0.00		0	0	0	0	0		0	0		
9585001 - Vote by Mail	134	101	75.37		3	59	1	25	9		34	59		
9585002 0053	11	0	0.00		0	0	0	0	0		0	0		
9585002 - Vote by Mail	11	11	100.00		0	10	0	1	0		5	6		
9585006 0054	48	0	0.00		0	0	0	0	0		0	0		
9585006 - Vote by Mail	48	32	66.67		1	20	0	8	2		15	13		
Precinct Totals	28222	6558	23.24		116	3757	43	2200	218		2362	3058		
Vote by Mail Totals	28222	15986	56.64		248	8764	95	5641	597		5206	8093		
Grand Totals	28222	22544	79.88		364	12521	138	7841	815		7568	11151		
20th CONGRESSIONAL	28222	22544	79.88		364	12521	138	7841	815		7568	11151		
12th SENATE	28222	22544	79.88		364	12521	138	7841	815		7568	11151		
30th ASSEMBLY	28222	22544	79.88		364	12521	138	7841	815		7568	11151		
2nd Dist, Board of Equalization	28222	22544	79.88		364	12521	138	7841	815		7568	11151		
1st SUPE DIST	6025	4857	80.61		73	2484	21	1883	206		1567	2379		
2nd SUPE DIST	5760	4710	81.77		81	2618	39	1626	170		1390	2498		
3rd SUPE DIST	5239	4094	78.14		74	2513	34	1198	109		1542	1967		
4th SUPE DIST	6707	5556	82.84		73	2450	17	2581	229		1583	2809		

***Grand Totals 100003	PRESIDENT / US SENATOR													
	Registration	Ballots Cast	Turnout (%)		PRESIDENT AND VICE PRESIDENT JILL STEIN/AJAMU BARAKA	HILLARY CLINTON/TIM KAINE	GLORIA ESTELA LA RIVA/DENNIS J. BANKS	DONALD J. TRUMP/MICHAEL R. PENCE	GARY JOHNSON/BILL WELD		U.S. SENATOR LORETTA L. SANCHEZ	KAMALA D. HARRIS		
5th SUPE DIST	4491	3327	74.08		63	2456	27	553	101		1486	1498		
SAN BENITO COUNTY	28222	22544	79.88		364	12521	138	7841	815		7568	11151		
HOLLISTER	16574	12902	77.84		207	8022	86	3649	434		4903	6181		
SAN JUAN BAUTISTA	999	818	81.88		13	534	13	214	21		243	455		
UNINCORPORATED AREA	10649	8824	82.86		144	3965	39	3978	360		2422	4515		

***Grand Totals 100006	US CONGRESS DISTRICT 20															
	Registration	Ballots Cast	Turnout (%)		JIMMY PANETTA	CASEY LUCIUS										
5th SUPE DIST	4491	3327	74.08		2382	768										
SAN BENITO COUNTY	28222	22544	79.88		12779	8724										
HOLLISTER	16574	12902	77.84		8036	4248										
SAN JUAN BAUTISTA	999	818	81.88		531	249										
UNINCORPORATED AREA	10649	8824	82.86		4212	4227										

***Grand Totals 100007	STATE ASSEMBLY DISTRICT 30														
	Registration	Ballots Cast	Turnout (%)		ANNA CABALLERO	KARINA CERVANTEZ ALEJO									
5th SUPE DIST	4491	3327	74.08		1983	1039									
SAN BENITO COUNTY	28222	22544	79.88		12891	6013									
HOLLISTER	16574	12902	77.84		7475	3685									
SAN JUAN BAUTISTA	999	818	81.88		487	217									
UNINCORPORATED AREA	10649	8824	82.86		4929	2111									

100009	NON-PARTISAN AROMAS-SAN JUAN SD, GOV BOARD MEMBER														
	Registration	Ballots Cast	Turnout (%)		JENNIFER COLBY	SHARY GREENE	MONICA MARTINEZ-GUARACHA	DREW MCALISTER							
0201001 0006	524	131	25.00		55	43	45	57							
0201001 - Vote by Mail	524	294	56.11		130	108	108	128							
0205001 0007	756	251	33.20		112	103	102	106							
0205001 - Vote by Mail	756	381	50.40		185	158	155	173							
0240001 0011	947	221	23.34		79	73	83	92							
0240001 - Vote by Mail	947	557	58.82		235	180	201	260							
0265000 0012	999	320	32.03		144	113	168	140							
0265000 - Vote by Mail	999	498	49.85		253	177	248	219							
9480005 0050	37	0	0.00		0	0	0	0							
9480005 - Vote by Mail	37	33	89.19		17	14	8	22							
9585002 0053	11	0	0.00		0	0	0	0							
9585002 - Vote by Mail	11	11	100.00		7	4	6	5							
Precinct Totals	3274	923	28.19		390	332	398	395							
Vote by Mail Totals	3274	1774	54.18		827	641	726	807							
Grand Totals	3274	2697	82.38		1217	973	1124	1202							
20th CONGRESSIONAL	3274	2697	82.38		1217	973	1124	1202							
12th SENATE	3274	2697	82.38		1217	973	1124	1202							
30th ASSEMBLY	3274	2697	82.38		1217	973	1124	1202							
2nd Dist, Board of Equalization	3274	2697	82.38		1217	973	1124	1202							
2nd SUPE DIST	3226	2653	82.24		1193	955	1110	1175							
4th SUPE DIST	37	33	89.19		17	14	8	22							
5th SUPE DIST	11	11	100.00		7	4	6	5							
SAN BENITO COUNTY	3274	2697	82.38		1217	973	1124	1202							
SAN JUAN BAUTISTA	999	818	81.88		397	290	416	359							
UNINCORPORATED AREA	2275	1879	82.59		820	683	708	843							

100010	NON-PARTISAN SAN BENITO HIGH SD, GOV BOARD MEMBER														
	Registration	Ballots Cast	Turnout (%)		RAY RODRIGUEZ	PATTY NEHME	MARY ENCINIAS	JOHN W. CORRIGAN, III	JENNIFER COILE	F. R. MURO	ELLEN MILLER				
0130001 0001	993	264	26.59		57	80	58	70	42	45	18				
0130001 - Vote by Mail	993	561	56.50		133	193	107	173	84	88	40				
0130002 0002	1468	434	29.56		79	156	52	144	55	60	35				
0130002 - Vote by Mail	1468	805	54.84		124	313	99	288	131	125	66				
0135109 0003	1040	265	25.48		72	57	71	52	46	58	14				
0135109 - Vote by Mail	1040	519	49.90		138	117	159	77	98	111	39				
0135423 0004	598	176	29.43		50	49	47	29	25	37	15				
0135423 - Vote by Mail	598	316	52.84		64	100	73	93	59	47	19				
0135425 0005	856	229	26.75		55	68	40	73	33	37	9				
0135425 - Vote by Mail	856	474	55.37		98	150	93	149	99	77	18				
0235320 0008	389	83	21.34		22	30	23	17	8	20	9				
0235320 - Vote by Mail	389	201	51.67		64	54	48	49	42	30	7				
0235321 0009	550	168	30.55		36	50	43	34	28	23	9				
0235321 - Vote by Mail	550	289	52.55		76	96	65	76	48	51	8				
0235426 0010	1107	306	27.64		64	92	87	77	53	42	17				
0235426 - Vote by Mail	1107	610	55.10		139	179	179	159	120	126	39				
0335111 0013	408	86	21.08		24	19	26	12	18	21	4				
0335111 - Vote by Mail	408	228	55.88		64	65	75	38	35	51	10				
0335213 0014	1625	356	21.91		110	79	107	53	51	72	21				
0335213 - Vote by Mail	1625	825	50.77		240	194	231	144	135	154	49				
0335315 0015	1121	263	23.46		78	74	77	40	30	55	16				
0335315 - Vote by Mail	1121	597	53.26		154	142	169	104	108	131	30				
0335316 0016	2023	512	25.31		134	161	121	125	100	83	32				
0335316 - Vote by Mail	2023	1171	57.88		252	360	226	356	239	188	86				
0420002 0017	922	222	24.08		41	65	42	71	38	21	18				
0420002 - Vote by Mail	922	534	57.92		114	159	99	194	89	73	41				
0435427 0018	852	217	25.47		67	65	40	45	39	30	13				
0435427 - Vote by Mail	852	434	50.94		97	117	98	141	92	65	31				
0435438 0019	1249	363	29.06		67	133	71	96	49	54	13				
0435438 - Vote by Mail	1249	669	53.56		120	223	141	187	97	119	39				
0458001 0020	788	195	24.75		44	60	28	57	36	29	13				
0458001 - Vote by Mail	788	476	60.41		85	136	79	171	104	85	36				
0458002 0021	918	264	28.76		38	83	28	123	60	37	15				
0458002 - Vote by Mail	918	524	57.08		110	152	88	222	90	70	42				
0470000 0022	631	120	19.02		29	30	12	48	19	19	13				
0470000 - Vote by Mail	631	389	61.65		76	84	82	135	83	69	36				
0475000 0023	169	46	27.22		10	15	8	13	10	5	5				
0475000 - Vote by Mail	169	89	52.66		19	20	23	26	23	5	10				
0480003 0024	467	89	19.06		16	24	12	38	12	5	9				
0480003 - Vote by Mail	467	319	68.31		64	89	56	130	62	44	31				
0535105 0025	474	122	25.74		33	27	39	11	19	24	12				
0535105 - Vote by Mail	474	212	44.73		59	44	64	29	32	61	15				
0535135 0026	466	96	20.60		39	12	33	7	6	31	3				
0535135 - Vote by Mail	466	244	52.36		75	47	103	33	35	77	15				
0535136 0027	1465	380	25.94		136	85	135	62	59	65	19				
0535136 - Vote by Mail	1465	749	51.13		216	183	218	143	108	150	48				
0535212 0028	1281	273	21.31		78	56	94	21	32	74	9				
0535212 - Vote by Mail	1281	669	52.22		208	126	267	58	99	184	29				
0535228 0029	603	106	17.58		28	23	32	9	14	18	7				
0535228 - Vote by Mail	603	324	53.73		107	84	104	45	45	57	13				
9130003 0030	50	0	0.00		0	0	0	0	0	0	0				
9130003 - Vote by Mail	50	41	82.00		5	16	2	19	13	11	1				
9130004 0031	231	0	0.00		0	0	0	0	0	0	0				
9130004 - Vote by Mail	231	179	77.49		39	62	53	47	20	36	18				
9130005 0032	180	0	0.00		0	0	0	0	0	0	0				
9130005 - Vote by Mail	180	139	77.22		40	43	34	37	25	29	4				
9135101 0033	5	0	0.00		0	0	0	0	0	0	0				
9135101 - Vote by Mail	5	4	80.00												
9135102 0034	14	0	0.00		0	0	0	0	0	0	0				
9135102 - Vote by Mail	14	12	85.71		0	4	7	1	1	1	1				
9135318 0035	272	0	0.00		0	0	0	0	0	0	0				

***** Insufficient Turnout to Protect Voter Privacy *****

100010	NON-PARTISAN SAN BENITO HIGH SD, GOV BOARD MEMBER														
	Registration	Ballots Cast	Turnout (%)		RAY RODRIGUEZ	PATTY NEHME	MARY ENCINIAS	JOHN W. CORRIGAN, III	JENNIFER COILE	F. R. MURO	ELLEN MILLER				
9135318 - Vote by Mail	272	209	76.84		52	50	53	66	32	39	13				
9145001 0036	299	0	0.00		0	0	0	0	0	0	0				
9145001 - Vote by Mail	299	214	71.57		33	83	45	48	24	33	18				
9185003 0037	19	0	0.00		0	0	0	0	0	0	0				
9185003 - Vote by Mail	19	16	84.21		3	2	3	5	3	3	2				
9235214 0038	132	0	0.00		0	0	0	0	0	0	0				
9235214 - Vote by Mail	132	105	79.55		19	31	32	25	20	18	8				
9240004 0039	19	0	0.00		0	0	0	0	0	0	0				
9240004 - Vote by Mail	19	13	68.42		5	3	3	4	4	1	0				
9280001 0040	149	0	0.00		0	0	0	0	0	0	0				
9280001 - Vote by Mail	149	129	86.58		24	40	37	37	18	16	8				
9280002 0041	188	0	0.00		0	0	0	0	0	0	0				
9280002 - Vote by Mail	188	153	81.38		33	23	34	33	17	37	16				
9335319 0042	44	0	0.00		0	0	0	0	0	0	0				
9335319 - Vote by Mail	44	40	90.91		14	7	15	7	4	5	0				
9395003 0043	18	0	0.00		0	0	0	0	0	0	0				
9395003 - Vote by Mail	18	16	88.89		3	7	2	3	8	1	0				
9415000 0046	127	0	0.00		0	0	0	0	0	0	0				
9415000 - Vote by Mail	127	102	80.31		23	28	24	30	16	12	5				
9420001 0047	129	0	0.00		0	0	0	0	0	0	0				
9420001 - Vote by Mail	129	114	88.37		19	33	22	42	17	9	12				
9450000 0048	249	0	0.00		0	0	0	0	0	0	0				
9450000 - Vote by Mail	249	218	87.55		26	55	40	81	36	38	26				
9460000 0049	87	0	0.00		0	0	0	0	0	0	0				
9460000 - Vote by Mail	87	70	80.46		12	13	14	26	15	12	9				
9545003 0051	9	0	0.00		0	0	0	0	0	0	0				
9545003 - Vote by Mail	9	8	88.89		0	0	7	0	0	3	0				
9585001 0052	134	0	0.00		0	0	0	0	0	0	0				
9585001 - Vote by Mail	134	101	75.37		26	23	36	18	13	29	6				
9585006 0054	48	0	0.00		0	0	0	0	0	0	0				
9585006 - Vote by Mail	48	32	66.67		13	7	8	3	4	9	3				
Precinct Totals	24866	5635	22.66		1407	1593	1326	1327	882	965	348				
Vote by Mail Totals	24866	14143	56.88		3285	3958	3417	3755	2447	2581	947				
Grand Totals	24866	19778	79.54		4692	5551	4743	5082	3329	3546	1295				
20th CONGRESSIONAL	24866	19778	79.54		4692	5551	4743	5082	3329	3546	1295				
12th SENATE	24866	19778	79.54		4692	5551	4743	5082	3329	3546	1295				
30th ASSEMBLY	24866	19778	79.54		4692	5551	4743	5082	3329	3546	1295				
2nd Dist, Board of Equalization	24866	19778	79.54		4692	5551	4743	5082	3329	3546	1295				
1st SUPE DIST	6025	4857	80.61		1042	1544	996	1374	790	838	330				
2nd SUPE DIST	2534	2057	81.18		482	598	551	511	358	364	121				
3rd SUPE DIST	5239	4094	78.14		1073	1108	1049	882	728	761	248				
4th SUPE DIST	6588	5454	82.79		1077	1584	1007	1876	987	801	417				
5th SUPE DIST	4480	3316	74.02		1018	717	1140	439	466	782	179				
SAN BENITO COUNTY	24866	19778	79.54		4692	5551	4743	5082	3329	3546	1295				
HOLLISTER	16574	12902	77.84		3349	3454	3506	2746	2158	2487	739				
UNINCORPORATED AREA	8292	6876	82.92		1343	2097	1237	2336	1171	1059	556				

100012		NON-PARTISAN COALINGA-HURON SD, GOV BOARD MEMBER, TA2													
	Registration	Ballots Cast	Turnout (%)		STEVE WHITWILL	TOM CRAWFORD	LISA CULBERTSON	ROGER B. CAMPBELL							
9412000 0045	3	0	0.00		0	0	0	0							
9412000 - Vote by Mail	3	1	33.33				*****		Insufficient Turnout to Protect Voter Privacy				*****		
Precinct Totals	3	0	0.00		0	0	0	0							
Vote by Mail Totals	3	1	33.33				*****		Insufficient Turnout to Protect Voter Privacy				*****		
Grand Totals	3	1	33.33				*****		Insufficient Turnout to Protect Voter Privacy				*****		
20th CONGRESSIONAL	3	1	33.33				*****		Insufficient Turnout to Protect Voter Privacy				*****		
12th SENATE	3	1	33.33				*****		Insufficient Turnout to Protect Voter Privacy				*****		
30th ASSEMBLY	3	1	33.33				*****		Insufficient Turnout to Protect Voter Privacy				*****		
2nd Dist, Board of Equalization	3	1	33.33				*****		Insufficient Turnout to Protect Voter Privacy				*****		
4th SUPE DIST	3	1	33.33				*****		Insufficient Turnout to Protect Voter Privacy				*****		
SAN BENITO COUNTY	3	1	33.33				*****		Insufficient Turnout to Protect Voter Privacy				*****		
UNINCORPORATED AREA	3	1	33.33				*****		Insufficient Turnout to Protect Voter Privacy				*****		

100014		NON-PARTISAN CITY OF HOLLISTER, CITY COUNCIL, DISTRICT 1													
	Registration	Ballots Cast	Turnout (%)		RAYMOND FRIEND										
0135109 0003	1040	265	25.48		170										
0135109 - Vote by Mail	1040	519	49.90		370										
0335111 0013	408	86	21.08		59										
0335111 - Vote by Mail	408	228	55.88		156										
0535105 0025	474	122	25.74		81										
0535105 - Vote by Mail	474	212	44.73		158										
0535135 0026	466	96	20.60		64										
0535135 - Vote by Mail	466	244	52.36		176										
0535136 0027	1465	380	25.94		246										
0535136 - Vote by Mail	1465	749	51.13		529										
9135101 0033	5	0	0.00		0										
9135101 - Vote by Mail	5	4	80.00												
9135102 0034	14	0	0.00		0										
9135102 - Vote by Mail	14	12	85.71		10										
Precinct Totals	3872	949	24.51		620										
Vote by Mail Totals	3872	1968	50.83		1402										
Grand Totals	3872	2917	75.34		2022										
20th CONGRESSIONAL	3872	2917	75.34		2022										
12th SENATE	3872	2917	75.34		2022										
30th ASSEMBLY	3872	2917	75.34		2022										
2nd Dist, Board of Equalization	3872	2917	75.34		2022										
1st SUPE DIST	1059	800	75.54		553										
3rd SUPE DIST	408	314	76.96		215										
5th SUPE DIST	2405	1803	74.97		1254										
SAN BENITO COUNTY	3872	2917	75.34		2022										
HOLLISTER	3872	2917	75.34		2022										

***** Insufficient Turnout to Protect Voter Privacy *****

100016	NON-PARTISAN CITY OF SAN JUAN BAUTISTA														
	Registration	Ballots Cast	Turnout (%)		CITY OF SJB, CITY COUNCIL MEMBER DAN DE VRIES	RICK EDGE	ROBERT L. LUND	JOHN FREEMAN		CITY OF SJB, CITY CLERK CONNIE SCHOBERT	YOLANDA M. DELGADO		CITY OF SJB, CITY TREASURER CHUCK GEIGER		
0265000 0012	999	320	32.03		157	110	62	155		143	127		214		
0265000 - Vote by Mail	999	498	49.85		194	177	132	237		265	153		335		
Precinct Totals	999	320	32.03		157	110	62	155		143	127		214		
Vote by Mail Totals	999	498	49.85		194	177	132	237		265	153		335		
Grand Totals	999	818	81.88		351	287	194	392		408	280		549		
20th CONGRESSIONAL	999	818	81.88		351	287	194	392		408	280		549		
12th SENATE	999	818	81.88		351	287	194	392		408	280		549		
30th ASSEMBLY	999	818	81.88		351	287	194	392		408	280		549		
2nd Dist, Board of Equalization	999	818	81.88		351	287	194	392		408	280		549		
2nd SUPE DIST	999	818	81.88		351	287	194	392		408	280		549		
SAN BENITO COUNTY	999	818	81.88		351	287	194	392		408	280		549		
SAN JUAN BAUTISTA	999	818	81.88		351	287	194	392		408	280		549		

100021	NON-PARTISAN TRES PINOS WATER DISTRICT, DIRECTOR														
	Registration	Ballots Cast	Turnout (%)		CASSANDRA L. SPENCER	MARY ANNEHUGHES	BOBBY ZAUCHA	ROBERT FRUSETTA	JASON FINSTAD						
0475000 0023	169	46	27.22		17	23	15	21	19						
0475000 - Vote by Mail	169	89	52.66		39	52	25	30	44						
Precinct Totals	169	46	27.22		17	23	15	21	19						
Vote by Mail Totals	169	89	52.66		39	52	25	30	44						
Grand Totals	169	135	79.88		56	75	40	51	63						
20th CONGRESSIONAL	169	135	79.88		56	75	40	51	63						
12th SENATE	169	135	79.88		56	75	40	51	63						
30th ASSEMBLY	169	135	79.88		56	75	40	51	63						
2nd Dist, Board of Equalization	169	135	79.88		56	75	40	51	63						
4th SUPE DIST	169	135	79.88		56	75	40	51	63						
SAN BENITO COUNTY	169	135	79.88		56	75	40	51	63						
UNINCORPORATED AREA	169	135	79.88		56	75	40	51	63						

140022	CALIFORNIA STATE PROPOSITIONS														
	Registration	Ballots Cast	Turnout (%)		PROPOSITION 51 YES	NO		PROPOSITION 52 YES	NO		PROPOSITION 53 YES	NO		PROPOSITION 54 YES	NO
0130001 0001	993	264	26.59		127	119		158	78		112	122		139	92
0130001 - Vote by Mail	993	561	56.50		276	262		342	185		288	238		335	188
0130002 0002	1468	434	29.56		169	243		192	203		181	211		227	154
0130002 - Vote by Mail	1468	805	54.84		278	473		415	333		377	357		460	273
0135109 0003	1040	265	25.48		161	83		180	71		121	120		164	79
0135109 - Vote by Mail	1040	519	49.90		314	171		352	144		266	221		297	190
0135423 0004	598	176	29.43		88	76		102	65		84	83		93	73
0135423 - Vote by Mail	598	316	52.84		137	150		181	112		137	155		164	129
0135425 0005	856	229	26.75		129	82		121	89		94	112		121	86
0135425 - Vote by Mail	856	474	55.37		223	227		270	175		248	193		296	140
0201001 0006	524	131	25.00		51	75		76	48		55	71		82	43
0201001 - Vote by Mail	524	294	56.11		121	158		169	109		139	140		169	104
0205001 0007	756	251	33.20		122	106		158	68		94	135		119	104
0205001 - Vote by Mail	756	381	50.40		196	158		245	119		140	211		216	145
0235320 0008	389	83	21.34		50	26		51	26		36	40		47	29
0235320 - Vote by Mail	389	201	51.67		114	75		128	60		98	83		107	75
0235321 0009	550	168	30.55		107	52		95	62		90	66		101	56
0235321 - Vote by Mail	550	289	52.55		165	107		157	116		150	117		164	103
0235426 0010	1107	306	27.64		164	117		190	93		138	139		183	97
0235426 - Vote by Mail	1107	610	55.10		315	257		399	178		254	307		320	247
0240001 0011	947	221	23.34		100	110		115	98		102	105		113	90
0240001 - Vote by Mail	947	557	58.82		200	333		292	234		289	228		339	177
0265000 0012	999	320	32.03		168	132		198	95		134	156		167	128
0265000 - Vote by Mail	999	498	49.85		255	207		326	139		225	230		262	189
0335111 0013	408	86	21.08		52	30		63	20		38	45		54	29
0335111 - Vote by Mail	408	228	55.88		131	87		165	53		89	129		129	89
0335213 0014	1625	356	21.91		213	116		227	104		166	152		203	115
0335213 - Vote by Mail	1625	825	50.77		488	298		563	226		407	375		441	331
0335315 0015	1121	263	23.46		173	71		170	73		117	122		148	91
0335315 - Vote by Mail	1121	597	53.26		384	172		419	140		277	269		316	220
0335316 0016	2023	512	25.31		275	212		295	180		207	266		288	181
0335316 - Vote by Mail	2023	1171	57.88		557	550		697	399		559	526		643	442
0420002 0017	922	222	24.08		88	122		109	96		90	115		120	84
0420002 - Vote by Mail	922	534	57.92		204	289		253	238		243	236		295	182
0435427 0018	852	217	25.47		128	67		143	59		97	102		121	79
0435427 - Vote by Mail	852	434	50.94		234	175		287	122		195	206		241	163
0435438 0019	1249	363	29.06		187	133		202	125		153	171		201	121
0435438 - Vote by Mail	1249	669	53.56		325	292		408	217		317	294		372	237
0458001 0020	788	195	24.75		76	106		112	72		85	98		110	67
0458001 - Vote by Mail	788	476	60.41		184	265		252	186		248	195		268	163
0458002 0021	918	264	28.76		130	125		135	114		99	150		131	114
0458002 - Vote by Mail	918	524	57.08		197	306		293	205		248	251		273	223
0470000 0022	631	120	19.02		41	73		56	55		63	48		71	42
0470000 - Vote by Mail	631	389	61.65		144	234		207	167		199	169		236	137
0475000 0023	169	46	27.22		15	24		14	25		13	24		18	21
0475000 - Vote by Mail	169	89	52.66		34	49		45	37		38	44		58	26
0480003 0024	467	89	19.06		39	44		40	40		47	31		44	35
0480003 - Vote by Mail	467	319	68.31		99	207		139	163		152	148		182	120
0535105 0025	474	122	25.74		83	31		90	24		50	59		74	36
0535105 - Vote by Mail	474	212	44.73		145	56		161	43		108	89		117	80
0535135 0026	466	96	20.60		68	23		62	27		55	35		57	31
0535135 - Vote by Mail	466	244	52.36		166	66		176	56		101	125		122	106
0535136 0027	1465	380	25.94		242	113		255	97		163	184		227	113
0535136 - Vote by Mail	1465	749	51.13		438	260		517	185		328	355		419	265
0535212 0028	1281	273	21.31		200	57		203	54		125	129		159	95
0535212 - Vote by Mail	1281	669	52.22		479	161		513	117		284	334		336	279
0535228 0029	603	106	17.58		75	24		72	22		60	34		68	27
0535228 - Vote by Mail	603	324	53.73		225	85		230	72		159	140		157	142
9130003 0030	50	0	0.00		0	0		0	0		0	0		0	0
9130003 - Vote by Mail	50	41	82.00		15	23		20	16		15	22		19	17
9130004 0031	231	0	0.00		0	0		0	0		0	0		0	0

140022	CALIFORNIA STATE PROPOSITIONS													
	Registration	Ballots Cast	Turnout (%)	PROPOSITION 51 YES	NO	PROPOSITION 52 YES	NO	PROPOSITION 53 YES	NO	PROPOSITION 54 YES	NO			
9130004 - Vote by Mail	231	179	77.49	75	99	96	74	104	63	112	59			
9130005 0032	180	0	0.00	0	0	0	0	0	0	0	0			
9130005 - Vote by Mail	180	139	77.22	64	65	87	43	66	60	66	59			
9135101 0033	5	0	0.00	0	0	0	0	0	0	0	0			
9135101 - Vote by Mail	5	4	80.00											
9135102 0034	14	0	0.00	0	0	***** Insufficient Turnout to Protect Voter Privacy *****				0	0			
9135102 - Vote by Mail	14	12	85.71	5	6	8	4	4	7	4	7			
9135318 0035	272	0	0.00	0	0	0	0	0	0	0	0			
9135318 - Vote by Mail	272	209	76.84	85	101	123	69	91	100	108	83			
9145001 0036	299	0	0.00	0	0	0	0	0	0	0	0			
9145001 - Vote by Mail	299	214	71.57	90	108	128	70	99	96	118	78			
9185003 0037	19	0	0.00	0	0	0	0	0	0	0	0			
9185003 - Vote by Mail	19	16	84.21	3	11	6	8	10	5	7	5			
9235214 0038	132	0	0.00	0	0	0	0	0	0	0	0			
9235214 - Vote by Mail	132	105	79.55	54	45	72	29	53	50	63	35			
9240004 0039	19	0	0.00	0	0	0	0	0	0	0	0			
9240004 - Vote by Mail	19	13	68.42	5	8	9	4	9	4	8	4			
9280001 0040	149	0	0.00	0	0	0	0	0	0	0	0			
9280001 - Vote by Mail	149	129	86.58	53	68	79	43	60	62	65	57			
9280002 0041	188	0	0.00	0	0	0	0	0	0	0	0			
9280002 - Vote by Mail	188	153	81.38	68	80	88	55	75	65	83	52			
9335319 0042	44	0	0.00	0	0	0	0	0	0	0	0			
9335319 - Vote by Mail	44	40	90.91	28	10	28	10	16	22	20	18			
9395003 0043	18	0	0.00	0	0	0	0	0	0	0	0			
9395003 - Vote by Mail	18	16	88.89	9	6	10	3	6	6	4	7			
9410000 0044	79	0	0.00	0	0	0	0	0	0	0	0			
9410000 - Vote by Mail	79	68	86.08	18	50	30	38	33	35	37	30			
9412000 0045	3	0	0.00	0	0	0	0	0	0	0	0			
9412000 - Vote by Mail	3	1	33.33			***** Insufficient Turnout to Protect Voter Privacy *****								
9415000 0046	127	0	0.00	0	0	0	0	0	0	0	0			
9415000 - Vote by Mail	127	102	80.31	42	57	60	36	46	51	67	30			
9420001 0047	129	0	0.00	0	0	0	0	0	0	0	0			
9420001 - Vote by Mail	129	114	88.37	42	71	64	48	51	59	69	40			
9450000 0048	249	0	0.00	0	0	0	0	0	0	0	0			
9450000 - Vote by Mail	249	218	87.55	60	140	97	102	87	114	130	70			
9460000 0049	87	0	0.00	0	0	0	0	0	0	0	0			
9460000 - Vote by Mail	87	70	80.46	16	52	42	25	32	34	37	29			
9480005 0050	37	0	0.00	0	0	0	0	0	0	0	0			
9480005 - Vote by Mail	37	33	89.19	16	16	21	11	20	11	23	9			
9545003 0051	9	0	0.00	0	0	0	0	0	0	0	0			
9545003 - Vote by Mail	9	8	88.89	5	3	3	5	2	6	2	6			
9585001 0052	134	0	0.00	0	0	0	0	0	0	0	0			
9585001 - Vote by Mail	134	101	75.37	57	39	66	33	55	45	51	45			
9585002 0053	11	0	0.00	0	0	0	0	0	0	0	0			
9585002 - Vote by Mail	11	11	100.00	5	6	10	1	5	5	4	6			
9585006 0054	48	0	0.00	0	0	0	0	0	0	0	0			
9585006 - Vote by Mail	48	32	66.67	17	13	22	10	16	15	15	15			
Precinct Totals	28222	6558	23.24	3521	2592	3884	2183	2869	3125	3650	2312			
Vote by Mail Totals	28222	15986	56.64	7864	7208	9774	5268	7521	7304	8847	5930			
Grand Totals	28222	22544	79.88	11385	9800	13658	7451	10390	10429	12497	8242			
20th CONGRESSIONAL	28222	22544	79.88	11385	9800	13658	7451	10390	10429	12497	8242			
12th SENATE	28222	22544	79.88	11385	9800	13658	7451	10390	10429	12497	8242			
30th ASSEMBLY	28222	22544	79.88	11385	9800	13658	7451	10390	10429	12497	8242			
2nd Dist, Board of Equalization	28222	22544	79.88	11385	9800	13658	7451	10390	10429	12497	8242			
1st SUPE DIST	6025	4857	80.61	2243	2299	2785	1739	2300	2166	2730	1716			
2nd SUPE DIST	5760	4710	81.77	2308	2114	2847	1576	2141	2209	2608	1735			
3rd SUPE DIST	5239	4094	78.14	2310	1552	2637	1208	1882	1912	2246	1523			
4th SUPE DIST	6707	5556	82.84	2319	2898	3009	2182	2556	2587	3105	2022			

***Grand Totals 140022	CALIFORNIA STATE PROPOSITIONS														
	Registration	Ballots Cast	Turnout (%)		PROPOSITION 51 YES	NO		PROPOSITION 52 YES	NO		PROPOSITION 53 YES	NO		PROPOSITION 54 YES	NO
5th SUPE DIST	4491	3327	74.08		2205	937		2380	746		1511	1555		1808	1246
SAN BENITO COUNTY	28222	22544	79.88		11385	9800		13658	7451		10390	10429		12497	8242
HOLLISTER	16574	12902	77.84		7411	4664		8379	3718		5938	5957		7145	4723
SAN JUAN BAUTISTA	999	818	81.88		423	339		524	234		359	386		429	317
UNINCORPORATED AREA	10649	8824	82.86		3551	4797		4755	3499		4093	4086		4923	3202

140026	CALIFORNIA STATE PROPOSITIONS														
	Registration	Ballots Cast	Turnout (%)		PROPOSITION 55 YES	NO		PROPOSITION 56 YES	NO		PROPOSITION 57 YES	NO		PROPOSITION 58 YES	NO
0130001 0001	993	264	26.59		158	92		155	104		148	99		165	83
0130001 - Vote by Mail	993	561	56.50		330	210		348	197		308	231		388	148
0130002 0002	1468	434	29.56		198	210		229	183		192	214		243	154
0130002 - Vote by Mail	1468	805	54.84		364	402		435	341		365	399		479	285
0135109 0003	1040	265	25.48		180	73		161	96		157	93		203	47
0135109 - Vote by Mail	1040	519	49.90		384	118		324	182		324	180		401	99
0135423 0004	598	176	29.43		117	52		106	67		93	77		129	40
0135423 - Vote by Mail	598	316	52.84		196	103		182	119		167	127		198	101
0135425 0005	856	229	26.75		123	90		142	77		115	102		159	54
0135425 - Vote by Mail	856	474	55.37		281	175		260	200		230	213		291	160
0201001 0006	524	131	25.00		68	56		67	57		68	55		75	50
0201001 - Vote by Mail	524	294	56.11		156	127		168	119		180	109		184	104
0205001 0007	756	251	33.20		162	74		155	86		159	78		165	68
0205001 - Vote by Mail	756	381	50.40		266	106		264	111		244	123		266	100
0235320 0008	389	83	21.34		53	26		56	25		54	23		67	10
0235320 - Vote by Mail	389	201	51.67		145	49		127	73		124	68		152	41
0235321 0009	550	168	30.55		113	51		119	49		98	63		110	53
0235321 - Vote by Mail	550	289	52.55		186	95		184	95		162	116		204	72
0235426 0010	1107	306	27.64		199	88		171	122		165	124		201	86
0235426 - Vote by Mail	1107	610	55.10		409	174		359	240		364	226		433	158
0240001 0011	947	221	23.34		112	96		126	86		114	92		137	74
0240001 - Vote by Mail	947	557	58.82		246	284		315	232		268	264		354	186
0265000 0012	999	320	32.03		197	106		188	120		192	104		223	74
0265000 - Vote by Mail	999	498	49.85		344	123		305	176		330	139		368	106
0335111 0013	408	86	21.08		58	25		46	35		51	27		52	28
0335111 - Vote by Mail	408	228	55.88		166	60		134	91		148	73		174	46
0335213 0014	1625	356	21.91		243	103		212	133		221	124		262	78
0335213 - Vote by Mail	1625	825	50.77		589	206		516	286		519	278		626	171
0335315 0015	1121	263	23.46		177	74		157	93		172	80		200	50
0335315 - Vote by Mail	1121	597	53.26		451	114		382	192		395	173		468	90
0335316 0016	2023	512	25.31		306	187		283	213		252	241		357	128
0335316 - Vote by Mail	2023	1171	57.88		715	402		688	446		668	458		815	310
0420002 0017	922	222	24.08		101	108		122	95		95	116		140	68
0420002 - Vote by Mail	922	534	57.92		270	233		336	181		290	212		336	169
0435427 0018	852	217	25.47		138	70		119	93		108	95		151	52
0435427 - Vote by Mail	852	434	50.94		283	127		230	188		251	166		276	129
0435438 0019	1249	363	29.06		218	120		209	138		170	163		231	96
0435438 - Vote by Mail	1249	669	53.56		397	234		405	238		361	276		457	174
0458001 0020	788	195	24.75		115	69		103	86		97	87		116	69
0458001 - Vote by Mail	788	476	60.41		237	218		275	185		240	212		305	148
0458002 0021	918	264	28.76		133	118		161	98		141	111		145	104
0458002 - Vote by Mail	918	524	57.08		281	229		285	231		277	230		347	168
0470000 0022	631	120	19.02		48	66		64	54		47	67		65	51
0470000 - Vote by Mail	631	389	61.65		179	195		218	157		195	180		245	131
0475000 0023	169	46	27.22		20	25		21	24		22	25		23	22
0475000 - Vote by Mail	169	89	52.66		56	30		44	41		53	31		68	17
0480003 0024	467	89	19.06		37	41		59	24		44	36		53	29
0480003 - Vote by Mail	467	319	68.31		122	182		171	137		162	143		193	113
0535105 0025	474	122	25.74		83	33		75	43		68	47		87	32
0535105 - Vote by Mail	474	212	44.73		166	41		130	74		151	55		168	36
0535135 0026	466	96	20.60		71	17		61	28		61	27		71	17
0535135 - Vote by Mail	466	244	52.36		192	46		175	63		172	61		191	42
0535136 0027	1465	380	25.94		251	112		212	156		253	114		286	73
0535136 - Vote by Mail	1465	749	51.13		528	183		484	238		469	240		535	172
0535212 0028	1281	273	21.31		209	54		188	80		183	74		215	50
0535212 - Vote by Mail	1281	669	52.22		516	124		476	176		500	142		551	95
0535228 0029	603	106	17.58		81	19		66	35		63	33		76	23
0535228 - Vote by Mail	603	324	53.73		250	61		213	101		225	83		261	48
9130003 0030	50	0	0.00		0	0		0	0		0	0		0	0
9130003 - Vote by Mail	50	41	82.00		19	18		19	18		18	19		32	6
9130004 0031	231	0	0.00		0	0		0	0		0	0		0	0

140026	CALIFORNIA STATE PROPOSITIONS													
	Registration	Ballots Cast	Turnout (%)	PROPOSITION 55 YES	NO	PROPOSITION 56 YES	NO	PROPOSITION 57 YES	NO	PROPOSITION 58 YES	NO			
9130004 - Vote by Mail	231	179	77.49	100	75	92	83	92	78	104	65			
9130005 0032	180	0	0.00	0	0	0	0	0	0	0	0			
9130005 - Vote by Mail	180	139	77.22	84	50	72	63	73	58	98	36			
9135101 0033	5	0	0.00	0	0	0	0	0	0	0	0			
9135101 - Vote by Mail	5	4	80.00			***** Insufficient Turnout to Protect Voter Privacy *****								
9135102 0034	14	0	0.00	0	0	0	0	0	0	0	0			
9135102 - Vote by Mail	14	12	85.71	9	2	6	6	9	3	10	1			
9135318 0035	272	0	0.00	0	0	0	0	0	0	0	0			
9135318 - Vote by Mail	272	209	76.84	127	71	115	86	119	78	152	45			
9145001 0036	299	0	0.00	0	0	0	0	0	0	0	0			
9145001 - Vote by Mail	299	214	71.57	116	84	126	83	103	92	137	60			
9185003 0037	19	0	0.00	0	0	0	0	0	0	0	0			
9185003 - Vote by Mail	19	16	84.21	4	10	8	6	5	8	9	4			
9235214 0038	132	0	0.00	0	0	0	0	0	0	0	0			
9235214 - Vote by Mail	132	105	79.55	73	28	58	46	65	36	79	24			
9240004 0039	19	0	0.00	0	0	0	0	0	0	0	0			
9240004 - Vote by Mail	19	13	68.42	6	7	7	6	7	6	9	4			
9280001 0040	149	0	0.00	0	0	0	0	0	0	0	0			
9280001 - Vote by Mail	149	129	86.58	64	63	62	66	77	47	96	32			
9280002 0041	188	0	0.00	0	0	0	0	0	0	0	0			
9280002 - Vote by Mail	188	153	81.38	80	67	97	51	80	62	95	50			
9335319 0042	44	0	0.00	0	0	0	0	0	0	0	0			
9335319 - Vote by Mail	44	40	90.91	27	10	26	13	31	7	27	11			
9395003 0043	18	0	0.00	0	0	0	0	0	0	0	0			
9395003 - Vote by Mail	18	16	88.89	9	5	4	10	8	6	10	3			
9410000 0044	79	0	0.00	0	0	0	0	0	0	0	0			
9410000 - Vote by Mail	79	68	86.08	22	46	19	48	24	44	30	36			
9412000 0045	3	0	0.00	0	0	0	0	0	0	0	0			
9412000 - Vote by Mail	3	1	33.33			***** Insufficient Turnout to Protect Voter Privacy *****								
9415000 0046	127	0	0.00	0	0	0	0	0	0	0	0			
9415000 - Vote by Mail	127	102	80.31	59	38	58	44	55	44	72	27			
9420001 0047	129	0	0.00	0	0	0	0	0	0	0	0			
9420001 - Vote by Mail	129	114	88.37	47	65	60	53	50	60	62	48			
9450000 0048	249	0	0.00	0	0	0	0	0	0	0	0			
9450000 - Vote by Mail	249	218	87.55	79	126	96	112	82	120	116	82			
9460000 0049	87	0	0.00	0	0	0	0	0	0	0	0			
9460000 - Vote by Mail	87	70	80.46	36	31	35	33	31	37	40	28			
9480005 0050	37	0	0.00	0	0	0	0	0	0	0	0			
9480005 - Vote by Mail	37	33	89.19	16	16	21	10	15	18	19	14			
9545003 0051	9	0	0.00	0	0	0	0	0	0	0	0			
9545003 - Vote by Mail	9	8	88.89	4	4	4	4	4	4	3	5			
9585001 0052	134	0	0.00	0	0	0	0	0	0	0	0			
9585001 - Vote by Mail	134	101	75.37	68	31	66	33	73	25	72	28			
9585002 0053	11	0	0.00	0	0	0	0	0	0	0	0			
9585002 - Vote by Mail	11	11	100.00	9	1	7	3	10	0	8	2			
9585006 0054	48	0	0.00	0	0	0	0	0	0	0	0			
9585006 - Vote by Mail	48	32	66.67	24	7	20	12	23	8	25	6			
Precinct Totals	28222	6558	23.24	3969	2255	3833	2500	3603	2591	4407	1763			
Vote by Mail Totals	28222	15986	56.64	9791	5507	9514	6001	9199	6070	11043	4237			
Grand Totals	28222	22544	79.88	13760	7762	13347	8501	12802	8661	15450	6000			
20th CONGRESSIONAL	28222	22544	79.88	13760	7762	13347	8501	12802	8661	15450	6000			
12th SENATE	28222	22544	79.88	13760	7762	13347	8501	12802	8661	15450	6000			
30th ASSEMBLY	28222	22544	79.88	13760	7762	13347	8501	12802	8661	15450	6000			
2nd Dist, Board of Equalization	28222	22544	79.88	13760	7762	13347	8501	12802	8661	15450	6000			
1st SUPE DIST	6025	4857	80.61	2794	1835	2783	1912	2521	2072	3201	1389			
2nd SUPE DIST	5760	4710	81.77	2879	1620	2828	1760	2751	1735	3218	1292			
3rd SUPE DIST	5239	4094	78.14	2741	1186	2448	1512	2465	1467	2991	915			
4th SUPE DIST	6707	5556	82.84	2894	2388	3111	2271	2810	2474	3491	1775			

***Grand Totals 140026	CALIFORNIA STATE PROPOSITIONS														
	Registration	Ballots Cast	Turnout (%)		PROPOSITION 55 YES	NO		PROPOSITION 56 YES	NO		PROPOSITION 57 YES	NO		PROPOSITION 58 YES	NO
5th SUPE DIST	4491	3327	74.08		2452	733		2177	1046		2255	913		2549	629
SAN BENITO COUNTY	28222	22544	79.88		13760	7762		13347	8501		12802	8661		15450	6000
HOLLISTER	16574	12902	77.84		8714	3617		7860	4637		7741	4567		9329	2943
SAN JUAN BAUTISTA	999	818	81.88		541	229		493	296		522	243		591	180
UNINCORPORATED AREA	10649	8824	82.86		4505	3916		4994	3568		4539	3851		5530	2877

November 8,2016

140030	CALIFORNIA STATE PROPOSITIONS														
	Registration	Ballots Cast	Turnout (%)		PROPOSITION 59 YES	NO		PROPOSITION 60 YES	NO		PROPOSITION 61 YES	NO		PROPOSITION 62 YES	NO
0130001 0001	993	264	26.59		104	132		116	133		102	143		98	154
0130001 - Vote by Mail	993	561	56.50		259	249		232	286		227	297		203	330
0130002 0002	1468	434	29.56		151	226		159	235		130	267		111	292
0130002 - Vote by Mail	1468	805	54.84		302	432		253	483		262	492		246	523
0135109 0003	1040	265	25.48		123	112		129	118		104	142		106	141
0135109 - Vote by Mail	1040	519	49.90		224	254		260	232		207	295		211	297
0135423 0004	598	176	29.43		84	80		66	100		67	103		59	112
0135423 - Vote by Mail	598	316	52.84		145	143		138	149		131	165		97	197
0135425 0005	856	229	26.75		90	112		98	110		82	125		71	143
0135425 - Vote by Mail	856	474	55.37		223	211		175	269		190	253		139	319
0201001 0006	524	131	25.00		55	64		43	77		50	72		47	79
0201001 - Vote by Mail	524	294	56.11		146	121		113	168		110	173		129	159
0205001 0007	756	251	33.20		141	81		85	146		120	110		140	101
0205001 - Vote by Mail	756	381	50.40		214	135		138	221		160	196		205	163
0235320 0008	389	83	21.34		44	32		38	38		35	45		35	45
0235320 - Vote by Mail	389	201	51.67		93	83		99	90		95	96		83	108
0235321 0009	550	168	30.55		83	71		78	86		73	94		70	94
0235321 - Vote by Mail	550	289	52.55		130	135		127	147		124	150		108	171
0235426 0010	1107	306	27.64		151	122		134	152		120	167		107	184
0235426 - Vote by Mail	1107	610	55.10		264	299		245	325		229	357		221	368
0240001 0011	947	221	23.34		91	107		64	135		82	123		75	135
0240001 - Vote by Mail	947	557	58.82		237	276		206	317		185	335		170	368
0265000 0012	999	320	32.03		166	116		132	165		130	167		161	139
0265000 - Vote by Mail	999	498	49.85		284	165		205	258		212	248		233	237
0335111 0013	408	86	21.08		40	35		37	42		20	59		26	55
0335111 - Vote by Mail	408	228	55.88		129	87		98	119		82	135		107	114
0335213 0014	1625	356	21.91		174	148		178	152		131	204		143	196
0335213 - Vote by Mail	1625	825	50.77		410	359		394	377		375	409		335	451
0335315 0015	1121	263	23.46		109	129		128	112		124	122		106	145
0335315 - Vote by Mail	1121	597	53.26		302	235		306	242		263	292		287	269
0335316 0016	2023	512	25.31		249	211		196	283		187	296		188	300
0335316 - Vote by Mail	2023	1171	57.88		532	525		457	621		430	670		411	713
0420002 0017	922	222	24.08		74	125		76	126		75	133		66	147
0420002 - Vote by Mail	922	534	57.92		251	225		214	262		201	293		172	333
0435427 0018	852	217	25.47		103	93		98	106		86	115		72	135
0435427 - Vote by Mail	852	434	50.94		219	174		188	210		147	255		162	254
0435438 0019	1249	363	29.06		158	159		154	176		139	190		126	206
0435438 - Vote by Mail	1249	669	53.56		302	286		282	336		263	349		229	409
0458001 0020	788	195	24.75		81	92		57	125		62	120		69	116
0458001 - Vote by Mail	788	476	60.41		200	227		176	265		178	271		159	292
0458002 0021	918	264	28.76		105	132		84	167		87	167		96	155
0458002 - Vote by Mail	918	524	57.08		249	244		171	328		186	322		194	318
0470000 0022	631	120	19.02		42	71		29	87		49	69		35	82
0470000 - Vote by Mail	631	389	61.65		160	204		148	214		149	220		125	247
0475000 0023	169	46	27.22		16	24		14	29		11	32		10	35
0475000 - Vote by Mail	169	89	52.66		40	42		44	42		40	45		33	54
0480003 0024	467	89	19.06		27	45		30	48		36	43		27	55
0480003 - Vote by Mail	467	319	68.31		126	166		103	188		109	195		102	206
0535105 0025	474	122	25.74		53	54		76	39		58	57		49	68
0535105 - Vote by Mail	474	212	44.73		110	89		122	76		104	98		103	99
0535135 0026	466	96	20.60		45	40		45	45		46	42		45	44
0535135 - Vote by Mail	466	244	52.36		117	109		113	116		112	111		122	110
0535136 0027	1465	380	25.94		194	152		183	168		172	188		152	208
0535136 - Vote by Mail	1465	749	51.13		390	276		314	383		327	383		326	380
0535212 0028	1281	273	21.31		145	111		146	114		132	127		135	127
0535212 - Vote by Mail	1281	669	52.22		375	248		331	299		310	310		338	295
0535228 0029	603	106	17.58		48	45		57	38		55	43		43	54
0535228 - Vote by Mail	603	324	53.73		166	126		158	140		170	140		170	136
9130003 0030	50	0	0.00		0	0		0	0		0	0		0	0
9130003 - Vote by Mail	50	41	82.00		14	20		15	21		12	22		12	25
9130004 0031	231	0	0.00		0	0		0	0		0	0		0	0

140030	CALIFORNIA STATE PROPOSITIONS													
	Registration	Ballots Cast	Turnout (%)	PROPOSITION 59 YES	NO	PROPOSITION 60 YES	NO	PROPOSITION 61 YES	NO	PROPOSITION 62 YES	NO			
9130004 - Vote by Mail	231	179	77.49	72	92	72	99	63	105	41	131			
9130005 0032	180	0	0.00	0	0	0	0	0	0	0	0			
9130005 - Vote by Mail	180	139	77.22	62	66	55	78	57	79	64	68			
9135101 0033	5	0	0.00	0	0	0	0	0	0	0	0			
9135101 - Vote by Mail	5	4	80.00			***** Insufficient Turnout to Protect Voter Privacy *****								
9135102 0034	14	0	0.00	0	0	0	0	0	0	0	0			
9135102 - Vote by Mail	14	12	85.71	6	4	6	5	5	7	4	7			
9135318 0035	272	0	0.00	0	0	0	0	0	0	0	0			
9135318 - Vote by Mail	272	209	76.84	86	94	98	93	78	117	72	128			
9145001 0036	299	0	0.00	0	0	0	0	0	0	0	0			
9145001 - Vote by Mail	299	214	71.57	77	109	77	118	75	121	76	120			
9185003 0037	19	0	0.00	0	0	0	0	0	0	0	0			
9185003 - Vote by Mail	19	16	84.21	6	5	7	5	5	7	3	11			
9235214 0038	132	0	0.00	0	0	0	0	0	0	0	0			
9235214 - Vote by Mail	132	105	79.55	46	51	44	58	39	58	43	57			
9240004 0039	19	0	0.00	0	0	0	0	0	0	0	0			
9240004 - Vote by Mail	19	13	68.42	5	7	7	3	6	6	5	7			
9280001 0040	149	0	0.00	0	0	0	0	0	0	0	0			
9280001 - Vote by Mail	149	129	86.58	57	65	57	66	50	78	53	71			
9280002 0041	188	0	0.00	0	0	0	0	0	0	0	0			
9280002 - Vote by Mail	188	153	81.38	79	63	64	74	56	81	65	82			
9335319 0042	44	0	0.00	0	0	0	0	0	0	0	0			
9335319 - Vote by Mail	44	40	90.91	21	16	20	19	15	22	16	23			
9395003 0043	18	0	0.00	0	0	0	0	0	0	0	0			
9395003 - Vote by Mail	18	16	88.89	7	5	10	5	4	11	7	9			
9410000 0044	79	0	0.00	0	0	0	0	0	0	0	0			
9410000 - Vote by Mail	79	68	86.08	10	57	15	51	12	55	17	50			
9412000 0045	3	0	0.00	0	0	0	0	0	0	0	0			
9412000 - Vote by Mail	3	1	33.33			***** Insufficient Turnout to Protect Voter Privacy *****								
9415000 0046	127	0	0.00	0	0	0	0	0	0	0	0			
9415000 - Vote by Mail	127	102	80.31	42	52	42	52	42	55	40	61			
9420001 0047	129	0	0.00	0	0	0	0	0	0	0	0			
9420001 - Vote by Mail	129	114	88.37	39	69	35	73	33	77	30	80			
9450000 0048	249	0	0.00	0	0	0	0	0	0	0	0			
9450000 - Vote by Mail	249	218	87.55	70	130	74	119	62	138	60	144			
9460000 0049	87	0	0.00	0	0	0	0	0	0	0	0			
9460000 - Vote by Mail	87	70	80.46	20	46	33	34	22	44	15	53			
9480005 0050	37	0	0.00	0	0	0	0	0	0	0	0			
9480005 - Vote by Mail	37	33	89.19	16	17	16	15	15	16	15	18			
9545003 0051	9	0	0.00	0	0	0	0	0	0	0	0			
9545003 - Vote by Mail	9	8	88.89	4	4	6	2	0	8	4	4			
9585001 0052	134	0	0.00	0	0	0	0	0	0	0	0			
9585001 - Vote by Mail	134	101	75.37	47	47	44	48	51	48	45	53			
9585002 0053	11	0	0.00	0	0	0	0	0	0	0	0			
9585002 - Vote by Mail	11	11	100.00	7	2	6	4	6	4	9	1			
9585006 0054	48	0	0.00	0	0	0	0	0	0	0	0			
9585006 - Vote by Mail	48	32	66.67	18	11	21	11	19	11	9	23			
Precinct Totals	28222	6558	23.24	2946	2921	2730	3352	2565	3565	2468	3747			
Vote by Mail Totals	28222	15986	56.64	7414	7158	6637	8218	6305	8730	6127	9149			
Grand Totals	28222	22544	79.88	10360	10079	9367	11570	8870	12295	8595	12896			
20th CONGRESSIONAL	28222	22544	79.88	10360	10079	9367	11570	8870	12295	8595	12896			
12th SENATE	28222	22544	79.88	10360	10079	9367	11570	8870	12295	8595	12896			
30th ASSEMBLY	28222	22544	79.88	10360	10079	9367	11570	8870	12295	8595	12896			
2nd Dist, Board of Equalization	28222	22544	79.88	10360	10079	9367	11570	8870	12295	8595	12896			
1st SUPE DIST	6025	4857	80.61	2032	2341	1958	2536	1797	2744	1615	3000			
2nd SUPE DIST	5760	4710	81.77	2286	1993	1879	2526	1876	2556	1950	2568			
3rd SUPE DIST	5239	4094	78.14	1973	1750	1824	1972	1631	2220	1626	2275			
4th SUPE DIST	6707	5556	82.84	2350	2681	2084	3053	2004	3205	1854	3451			

***Grand Totals 140030	CALIFORNIA STATE PROPOSITIONS														
	Registration	Ballots Cast	Turnout (%)		PROPOSITION 59 YES	NO		PROPOSITION 60 YES	NO		PROPOSITION 61 YES	NO		PROPOSITION 62 YES	NO
5th SUPE DIST	4491	3327	74.08		1719	1314		1622	1483		1562	1570		1550	1602
SAN BENITO COUNTY	28222	22544	79.88		10360	10079		9367	11570		8870	12295		8595	12896
HOLLISTER	16574	12902	77.84		6187	5510		5818	6187		5327	6795		5119	7164
SAN JUAN BAUTISTA	999	818	81.88		450	281		337	423		342	415		394	376
UNINCORPORATED AREA	10649	8824	82.86		3723	4288		3212	4960		3201	5085		3082	5356

140034	CALIFORNIA STATE PROPOSITIONS														
	Registration	Ballots Cast	Turnout (%)		PROPOSITION 63 YES	NO		PROPOSITION 64 YES	NO		PROPOSITION 65 YES	NO		PROPOSITION 66 YES	NO
0130001 0001	993	264	26.59		124	130		139	119		128	119		132	103
0130001 - Vote by Mail	993	561	56.50		268	269		272	270		227	294		283	226
0130002 0002	1468	434	29.56		164	251		194	228		158	238		188	194
0130002 - Vote by Mail	1468	805	54.84		288	481		396	378		294	464		352	381
0135109 0003	1040	265	25.48		155	104		155	106		116	129		123	112
0135109 - Vote by Mail	1040	519	49.90		305	198		291	220		261	237		235	251
0135423 0004	598	176	29.43		81	91		93	80		70	98		80	87
0135423 - Vote by Mail	598	316	52.84		147	151		186	120		134	158		141	144
0135425 0005	856	229	26.75		99	118		116	105		87	119		107	97
0135425 - Vote by Mail	856	474	55.37		210	250		228	234		219	231		248	190
0201001 0006	524	131	25.00		46	81		75	54		54	72		57	65
0201001 - Vote by Mail	524	294	56.11		133	155		182	105		125	157		132	134
0205001 0007	756	251	33.20		149	92		142	100		118	116		96	131
0205001 - Vote by Mail	756	381	50.40		216	152		273	95		166	200		150	201
0235320 0008	389	83	21.34		50	30		50	31		47	34		38	38
0235320 - Vote by Mail	389	201	51.67		109	84		111	90		94	96		89	98
0235321 0009	550	168	30.55		92	74		96	70		83	78		81	77
0235321 - Vote by Mail	550	289	52.55		150	131		130	153		132	145		144	122
0235426 0010	1107	306	27.64		161	126		158	134		134	146		151	120
0235426 - Vote by Mail	1107	610	55.10		309	282		322	279		300	290		295	269
0240001 0011	947	221	23.34		93	121		109	106		90	117		86	111
0240001 - Vote by Mail	947	557	58.82		223	314		255	286		223	308		259	250
0265000 0012	999	320	32.03		188	122		205	109		143	159		121	163
0265000 - Vote by Mail	999	498	49.85		304	171		327	158		235	235		235	213
0335111 0013	408	86	21.08		39	43		46	35		36	44		37	40
0335111 - Vote by Mail	408	228	55.88		148	83		148	77		101	112		105	108
0335213 0014	1625	356	21.91		191	147		188	151		162	173		170	151
0335213 - Vote by Mail	1625	825	50.77		478	313		498	301		393	392		365	389
0335315 0015	1121	263	23.46		154	98		159	93		123	119		125	116
0335315 - Vote by Mail	1121	597	53.26		362	200		323	250		294	249		268	270
0335316 0016	2023	512	25.31		248	245		272	227		219	261		242	223
0335316 - Vote by Mail	2023	1171	57.88		608	518		555	576		528	578		586	488
0420002 0017	922	222	24.08		78	137		108	107		89	118		108	91
0420002 - Vote by Mail	922	534	57.92		227	278		264	247		231	260		262	205
0435427 0018	852	217	25.47		114	98		99	116		94	115		119	80
0435427 - Vote by Mail	852	434	50.94		211	200		222	192		177	224		182	213
0435438 0019	1249	363	29.06		175	163		187	158		169	156		190	127
0435438 - Vote by Mail	1249	669	53.56		326	314		371	282		303	328		349	269
0458001 0020	788	195	24.75		97	91		97	94		69	112		88	87
0458001 - Vote by Mail	788	476	60.41		216	238		195	266		207	239		237	193
0458002 0021	918	264	28.76		132	125		129	129		95	156		115	131
0458002 - Vote by Mail	918	524	57.08		249	266		258	256		197	311		248	246
0470000 0022	631	120	19.02		39	77		64	52		44	70		67	43
0470000 - Vote by Mail	631	389	61.65		153	221		199	182		137	230		212	152
0475000 0023	169	46	27.22		12	32		18	29		9	35		20	19
0475000 - Vote by Mail	169	89	52.66		31	55		52	32		41	42		39	40
0480003 0024	467	89	19.06		36	48		34	49		26	56		42	34
0480003 - Vote by Mail	467	319	68.31		134	180		137	178		112	192		154	143
0535105 0025	474	122	25.74		74	43		61	55		60	55		48	58
0535105 - Vote by Mail	474	212	44.73		143	57		131	69		116	81		106	90
0535135 0026	466	96	20.60		58	30		51	37		52	33		44	39
0535135 - Vote by Mail	466	244	52.36		170	65		125	111		125	101		87	139
0535136 0027	1465	380	25.94		251	111		220	142		185	166		184	155
0535136 - Vote by Mail	1465	749	51.13		451	270		441	282		399	304		346	320
0535212 0028	1281	273	21.31		184	77		165	97		144	113		117	129
0535212 - Vote by Mail	1281	669	52.22		472	176		423	225		384	241		258	355
0535228 0029	603	106	17.58		66	28		49	46		57	39		45	46
0535228 - Vote by Mail	603	324	53.73		219	87		198	111		184	119		148	155
9130003 0030	50	0	0.00		0	0		0	0		0	0		0	0
9130003 - Vote by Mail	50	41	82.00		13	24		22	18		13	24		16	18
9130004 0031	231	0	0.00		0	0		0	0		0	0		0	0

140034	CALIFORNIA STATE PROPOSITIONS													
	Registration	Ballots Cast	Turnout (%)	PROPOSITION 63 YES	NO	PROPOSITION 64 YES	NO	PROPOSITION 65 YES	NO	PROPOSITION 66 YES	NO			
9130004 - Vote by Mail	231	179	77.49	75	100	104	72	74	98	96	71			
9130005 0032	180	0	0.00	0	0	0	0	0	0	0	0			
9130005 - Vote by Mail	180	139	77.22	58	75	73	59	66	68	66	62			
9135101 0033	5	0	0.00	0	0	0	0	0	0	0	0			
9135101 - Vote by Mail	5	4	80.00			***** Insufficient Turnout to Protect Voter Privacy *****								
9135102 0034	14	0	0.00	0	0	0	0	0	0	0	0			
9135102 - Vote by Mail	14	12	85.71	10	2	10	2	6	6	4	8			
9135318 0035	272	0	0.00	0	0	0	0	0	0	0	0			
9135318 - Vote by Mail	272	209	76.84	99	104	132	69	94	107	82	106			
9145001 0036	299	0	0.00	0	0	0	0	0	0	0	0			
9145001 - Vote by Mail	299	214	71.57	85	114	113	90	91	99	118	58			
9185003 0037	19	0	0.00	0	0	0	0	0	0	0	0			
9185003 - Vote by Mail	19	16	84.21	5	9	5	9	7	7	9	4			
9235214 0038	132	0	0.00	0	0	0	0	0	0	0	0			
9235214 - Vote by Mail	132	105	79.55	47	54	67	33	47	50	61	34			
9240004 0039	19	0	0.00	0	0	0	0	0	0	0	0			
9240004 - Vote by Mail	19	13	68.42	8	5	7	6	3	10	6	7			
9280001 0040	149	0	0.00	0	0	0	0	0	0	0	0			
9280001 - Vote by Mail	149	129	86.58	54	75	84	45	52	74	55	66			
9280002 0041	188	0	0.00	0	0	0	0	0	0	0	0			
9280002 - Vote by Mail	188	153	81.38	63	81	88	61	65	78	56	83			
9335319 0042	44	0	0.00	0	0	0	0	0	0	0	0			
9335319 - Vote by Mail	44	40	90.91	26	13	26	13	19	16	10	27			
9395003 0043	18	0	0.00	0	0	0	0	0	0	0	0			
9395003 - Vote by Mail	18	16	88.89	7	9	10	5	8	8	7	9			
9410000 0044	79	0	0.00	0	0	0	0	0	0	0	0			
9410000 - Vote by Mail	79	68	86.08	9	59	37	30	16	50	34	31			
9412000 0045	3	0	0.00	0	0	0	0	0	0	0	0			
9412000 - Vote by Mail	3	1	33.33			***** Insufficient Turnout to Protect Voter Privacy *****								
9415000 0046	127	0	0.00	0	0	0	0	0	0	0	0			
9415000 - Vote by Mail	127	102	80.31	38	61	62	39	39	59	53	41			
9420001 0047	129	0	0.00	0	0	0	0	0	0	0	0			
9420001 - Vote by Mail	129	114	88.37	40	71	53	59	44	66	44	63			
9450000 0048	249	0	0.00	0	0	0	0	0	0	0	0			
9450000 - Vote by Mail	249	218	87.55	44	165	92	118	50	155	87	102			
9460000 0049	87	0	0.00	0	0	0	0	0	0	0	0			
9460000 - Vote by Mail	87	70	80.46	15	53	26	42	22	46	32	35			
9480005 0050	37	0	0.00	0	0	0	0	0	0	0	0			
9480005 - Vote by Mail	37	33	89.19	19	14	21	12	9	23	17	15			
9545003 0051	9	0	0.00	0	0	0	0	0	0	0	0			
9545003 - Vote by Mail	9	8	88.89	5	2	2	5	1	6	2	5			
9585001 0052	134	0	0.00	0	0	0	0	0	0	0	0			
9585001 - Vote by Mail	134	101	75.37	60	39	60	39	54	45	37	57			
9585002 0053	11	0	0.00	0	0	0	0	0	0	0	0			
9585002 - Vote by Mail	11	11	100.00	7	3	7	3	8	3	1	9			
9585006 0054	48	0	0.00	0	0	0	0	0	0	0	0			
9585006 - Vote by Mail	48	32	66.67	21	10	18	13	13	18	16	13			
Precinct Totals	28222	6558	23.24	3350	2933	3479	2859	2861	3246	3021	2867			
Vote by Mail Totals	28222	15986	56.64	8063	7303	8634	6870	7144	7935	7427	7180			
Grand Totals	28222	22544	79.88	11413	10236	12113	9729	10005	11181	10448	10047			
20th CONGRESSIONAL	28222	22544	79.88	11413	10236	12113	9729	10005	11181	10448	10047			
12th SENATE	28222	22544	79.88	11413	10236	12113	9729	10005	11181	10448	10047			
30th ASSEMBLY	28222	22544	79.88	11413	10236	12113	9729	10005	11181	10448	10047			
2nd Dist, Board of Equalization	28222	22544	79.88	11413	10236	12113	9729	10005	11181	10448	10047			
1st SUPE DIST	6025	4857	80.61	2189	2472	2531	2181	2049	2496	2283	2113			
2nd SUPE DIST	5760	4710	81.77	2395	2150	2681	1915	2111	2365	2112	2182			
3rd SUPE DIST	5239	4094	78.14	2253	1669	2225	1728	1883	1952	1915	1821			
4th SUPE DIST	6707	5556	82.84	2395	2947	2725	2670	2180	3044	2699	2361			

November 8,2016

***Grand Totals 140034	CALIFORNIA STATE PROPOSITIONS														
	Registration	Ballots Cast	Turnout (%)		PROPOSITION 63 YES	NO		PROPOSITION 64 YES	NO		PROPOSITION 65 YES	NO		PROPOSITION 66 YES	NO
5th SUPE DIST	4491	3327	74.08		2181	998		1951	1235		1782	1324		1439	1570
SAN BENITO COUNTY	28222	22544	79.88		11413	10236		12113	9729		10005	11181		10448	10047
HOLLISTER	16574	12902	77.84		7187	5179		7105	5374		6152	5943		6013	5741
SAN JUAN BAUTISTA	999	818	81.88		492	293		532	267		378	394		356	376
UNINCORPORATED AREA	10649	8824	82.86		3734	4764		4476	4088		3475	4844		4079	3930

140038	CALIFORNIA STATE PROPOSITIONS													
	Registration	Ballots Cast	Turnout (%)		PROPOSITION 67	YES	NO							
0130001 0001	993	264	26.59			129	118							
0130001 - Vote by Mail	993	561	56.50			263	267							
0130002 0002	1468	434	29.56			172	229							
0130002 - Vote by Mail	1468	805	54.84			307	457							
0135109 0003	1040	265	25.48			136	113							
0135109 - Vote by Mail	1040	519	49.90			277	220							
0135423 0004	598	176	29.43			71	98							
0135423 - Vote by Mail	598	316	52.84			140	157							
0135425 0005	856	229	26.75			98	113							
0135425 - Vote by Mail	856	474	55.37			221	232							
0201001 0006	524	131	25.00			53	73							
0201001 - Vote by Mail	524	294	56.11			149	137							
0205001 0007	756	251	33.20			162	71							
0205001 - Vote by Mail	756	381	50.40			258	113							
0235320 0008	389	83	21.34			47	32							
0235320 - Vote by Mail	389	201	51.67			106	91							
0235321 0009	550	168	30.55			78	83							
0235321 - Vote by Mail	550	289	52.55			126	155							
0235426 0010	1107	306	27.64			145	138							
0235426 - Vote by Mail	1107	610	55.10			325	261							
0240001 0011	947	221	23.34			91	118							
0240001 - Vote by Mail	947	557	58.82			235	299							
0265000 0012	999	320	32.03			193	116							
0265000 - Vote by Mail	999	498	49.85			288	188							
0335111 0013	408	86	21.08			39	42							
0335111 - Vote by Mail	408	228	55.88			118	103							
0335213 0014	1625	356	21.91			175	159							
0335213 - Vote by Mail	1625	825	50.77			436	358							
0335315 0015	1121	263	23.46			140	109							
0335315 - Vote by Mail	1121	597	53.26			300	256							
0335316 0016	2023	512	25.31			231	256							
0335316 - Vote by Mail	2023	1171	57.88			533	583							
0420002 0017	922	222	24.08			75	133							
0420002 - Vote by Mail	922	534	57.92			245	255							
0435427 0018	852	217	25.47			88	116							
0435427 - Vote by Mail	852	434	50.94			193	213							
0435438 0019	1249	363	29.06			161	172							
0435438 - Vote by Mail	1249	669	53.56			292	338							
0458001 0020	788	195	24.75			75	108							
0458001 - Vote by Mail	788	476	60.41			186	265							
0458002 0021	918	264	28.76			131	120							
0458002 - Vote by Mail	918	524	57.08			247	266							
0470000 0022	631	120	19.02			55	58							
0470000 - Vote by Mail	631	389	61.65			161	210							
0475000 0023	169	46	27.22			20	25							
0475000 - Vote by Mail	169	89	52.66			47	35							
0480003 0024	467	89	19.06			39	43							
0480003 - Vote by Mail	467	319	68.31			125	185							
0535105 0025	474	122	25.74			60	55							
0535105 - Vote by Mail	474	212	44.73			100	101							
0535135 0026	466	96	20.60			43	42							
0535135 - Vote by Mail	466	244	52.36			141	91							
0535136 0027	1465	380	25.94			192	165							
0535136 - Vote by Mail	1465	749	51.13			396	309							
0535212 0028	1281	273	21.31			157	102							
0535212 - Vote by Mail	1281	669	52.22			415	227							
0535228 0029	603	106	17.58			61	34							
0535228 - Vote by Mail	603	324	53.73			190	116							
9130003 0030	50	0	0.00			0	0							
9130003 - Vote by Mail	50	41	82.00			13	22							
9130004 0031	231	0	0.00			0	0							

140038	CALIFORNIA STATE PROPOSITIONS													
	Registration	Ballots Cast	Turnout (%)	PROPOSITION 67										
				YES	NO									
9130004 - Vote by Mail	231	179	77.49	75	99									
9130005 0032	180	0	0.00	0	0									
9130005 - Vote by Mail	180	139	77.22	65	67									
9135101 0033	5	0	0.00	0	0									
9135101 - Vote by Mail	5	4	80.00											
9135102 0034	14	0	0.00	0	0									
9135102 - Vote by Mail	14	12	85.71	2	10									
9135318 0035	272	0	0.00	0	0									
9135318 - Vote by Mail	272	209	76.84	103	98									
9145001 0036	299	0	0.00	0	0									
9145001 - Vote by Mail	299	214	71.57	92	106									
9185003 0037	19	0	0.00	0	0									
9185003 - Vote by Mail	19	16	84.21	7	6									
9235214 0038	132	0	0.00	0	0									
9235214 - Vote by Mail	132	105	79.55	45	56									
9240004 0039	19	0	0.00	0	0									
9240004 - Vote by Mail	19	13	68.42	5	8									
9280001 0040	149	0	0.00	0	0									
9280001 - Vote by Mail	149	129	86.58	65	63									
9280002 0041	188	0	0.00	0	0									
9280002 - Vote by Mail	188	153	81.38	70	75									
9335319 0042	44	0	0.00	0	0									
9335319 - Vote by Mail	44	40	90.91	22	17									
9395003 0043	18	0	0.00	0	0									
9395003 - Vote by Mail	18	16	88.89	3	13									
9410000 0044	79	0	0.00	0	0									
9410000 - Vote by Mail	79	68	86.08	20	45									
9412000 0045	3	0	0.00	0	0									
9412000 - Vote by Mail	3	1	33.33											
9415000 0046	127	0	0.00	0	0									
9415000 - Vote by Mail	127	102	80.31	39	59									
9420001 0047	129	0	0.00	0	0									
9420001 - Vote by Mail	129	114	88.37	46	61									
9450000 0048	249	0	0.00	0	0									
9450000 - Vote by Mail	249	218	87.55	72	135									
9460000 0049	87	0	0.00	0	0									
9460000 - Vote by Mail	87	70	80.46	27	41									
9480005 0050	37	0	0.00	0	0									
9480005 - Vote by Mail	37	33	89.19	14	18									
9545003 0051	9	0	0.00	0	0									
9545003 - Vote by Mail	9	8	88.89	3	4									
9585001 0052	134	0	0.00	0	0									
9585001 - Vote by Mail	134	101	75.37	54	43									
9585002 0053	11	0	0.00	0	0									
9585002 - Vote by Mail	11	11	100.00	7	3									
9585006 0054	48	0	0.00	0	0									
9585006 - Vote by Mail	48	32	66.67	15	16									
Precinct Totals	28222	6558	23.24	3117	3041									
Vote by Mail Totals	28222	15986	56.64	7686	7556									
Grand Totals	28222	22544	79.88	10803	10597									
20th CONGRESSIONAL	28222	22544	79.88	10803	10597									
12th SENATE	28222	22544	79.88	10803	10597									
30th ASSEMBLY	28222	22544	79.88	10803	10597									
2nd Dist, Board of Equalization	28222	22544	79.88	10803	10597									
1st SUPE DIST	6025	4857	80.61	2173	2414									
2nd SUPE DIST	5760	4710	81.77	2441	2077									
3rd SUPE DIST	5239	4094	78.14	1997	1896									
4th SUPE DIST	6707	5556	82.84	2358	2902									

***** Insufficient Turnout to Protect Voter Privacy *****

***** Insufficient Turnout to Protect Voter Privacy *****

***Grand Totals 140038	CALIFORNIA STATE PROPOSITIONS															
	Registration	Ballots Cast	Turnout (%)		PROPOSITION 67 YES	NO										
5th SUPE DIST	4491	3327	74.08		1834	1308										
SAN BENITO COUNTY	28222	22544	79.88		10803	10597										
HOLLISTER	16574	12902	77.84		6405	5823										
SAN JUAN BAUTISTA	999	818	81.88		481	304										
UNINCORPORATED AREA	10649	8824	82.86		3917	4470										

140039		MEASURE R - COALINGA-HURON JT. USD (55%)													
	Registration	Ballots Cast	Turnout (%)		BOND'S YES	BOND'S NO									
9412000 0045	3	0	0.00		0	0									
9412000 - Vote by Mail	3	1	33.33				*****	Insufficient Turnout to Protect Voter Privacy							*****
Precinct Totals	3	0	0.00		0	0									
Vote by Mail Totals	3	1	33.33				*****	Insufficient Turnout to Protect Voter Privacy							*****
Grand Totals	3	1	33.33				*****	Insufficient Turnout to Protect Voter Privacy							*****
20th CONGRESSIONAL	3	1	33.33				*****	Insufficient Turnout to Protect Voter Privacy							*****
12th SENATE	3	1	33.33				*****	Insufficient Turnout to Protect Voter Privacy							*****
30th ASSEMBLY	3	1	33.33				*****	Insufficient Turnout to Protect Voter Privacy							*****
2nd Dist, Board of Equalization	3	1	33.33				*****	Insufficient Turnout to Protect Voter Privacy							*****
4th SUPE DIST	3	1	33.33				*****	Insufficient Turnout to Protect Voter Privacy							*****
SAN BENITO COUNTY	3	1	33.33				*****	Insufficient Turnout to Protect Voter Privacy							*****
UNINCORPORATED AREA	3	1	33.33				*****	Insufficient Turnout to Protect Voter Privacy							*****

