



**SAN BENITO COUNTY
DEPARTMENT OF ELECTIONS**



Official Canvass Statement of Vote

California Statewide

GENERAL ELECTION

November 6, 2018



440 Fifth Street, Room 205
Hollister, CA 95023
(831) 636-4016

Website: <http://www.sbcvote.us>
Email: sbcvote@cosb.us
FAX (831) 636-2939



Follow us on Twitter for important reminders and announcements. [@sbcvote](https://twitter.com/sbcvote)

TABLE OF CONTENTS

SAN BENITO COUNTY

SECTION 1: SOS CERTIFICATION FORMS

CERTIFICATION OF COUNTY CLERK/ROV OF THE RESULTS OF THE CANVASS
HELP AMERICA VOTE ACT OF 2002 CERTIFICATION OF ELECTIONS OFFICIAL
OFFICIAL CANVASS STATEMENT OF VOTE (SOV)
SUPPLEMENTAL STATEMENT OF VOTE (SSOV)
REPORT OF THE OFFICIAL CANVASS AND MANUAL TALLY

SECTION 2: CONSOLIDATED PRECINCT SUMMARY

VOTING LOCATIONS LIST (VOTING PRECINCT/POLLING SITES)
VOTING / MAIL BALLOT PRECINCT CONSOLIDATIONS
PRECINCT MAPS (CONSOLIDATED PRECINCT POLLING SITES)

SECTION 3: OFFICIAL CANVASS OF VOTES

SUMMARY RESULTS – SAN BENITO COUNTY FINAL
STATEMENT OF VOTES CAST (PRECINCT LEVEL RESULTS)

VISIT OUR WEBSITE FOR ADDITIONAL BREAKDOWNS IN PDF & DOWNLOADABLE EXCEL

[HTTP://SBCVOTE.US/REGISTRAR-OF-VOTERS/STATEMENT-VOTE/](http://sbcvote.us/registrar-of-voters/statement-vote/)

SECTION 1:



SOS **CERTIFICATION FORMS**

CERTIFICATION OF CC/ROV OF THE RESULTS OF THE CANVASS

HELP AMERICA VOTE ACT OF 2002 CERTIFICATION...

OFFICIAL CANVASS STATEMENT OF VOTE (SoV)

SUPPLEMENTAL TO THE STATEMENT OF VOTE (SSoV)

REPORT OF THE OFFICIAL CANVASS AND MANUAL TALLY

JOE PAUL GONZALEZ
CLERK, AUDITOR & RECORDER

REGISTRAR OF VOTERS
Telephone:
Co. Clerk: (831) 636-4029
Elections: (831) 636-4016
Recorder: (831) 636-4046
Facsimile: (831) 636-2939



**OFFICE OF THE COUNTY CLERK, RECORDER &
REGISTRAR OF VOTERS**

**440 Fifth Street, Room 206
Hollister, California 95023**
www.sbcvote.us

**CERTIFICATION OF
COUNTY CLERK/REGISTRAR OF VOTERS
OF THE RESULTS OF THE CANVASS
OF THE NOVEMBER 6, 2018,
GENERAL ELECTION**

STATE OF CALIFORNIA }
COUNTY OF SAN BENITO } ss.

I, **Joe Paul Gonzalez**, County Clerk/Registrar of Voters of said county, do hereby certify that, in pursuance to the provisions of Elections Code Section 15300, et seq., I did canvass the results of the votes cast in the General Election held in said County on November 6, 2018, for measures and contests that were submitted to the vote of the voters, and that the Statement of Votes Cast, to which this certificate is attached is full, true, and correct.

I hereby set my hand and official seal this **28th day of November 2018** at the **County of San Benito.**



JOE PAUL GONZALEZ
County Clerk/Registrar of Voters
County of San Benito
State of California

JOE PAUL GONZALEZ
CLERK, AUDITOR & RECORDER
REGISTRAR OF VOTERS

Telephone:
Co. Clerk: (831) 636-4029
Elections: (831) 636-4016
Recorder: (831) 636-4046
Facsimile: (831) 636-2939



**OFFICE OF THE COUNTY CLERK, RECORDER &
REGISTRAR OF VOTERS**

440 Fifth Street, Room 206
Hollister, California 95023
www.sbcvote.us

HELP AMERICA VOTE ACT OF 2002 CERTIFICATION OF ELECTIONS OFFICIAL

STATE OF CALIFORNIA }
COUNTY OF SAN BENITO } ss.

Pursuant to the statewide voter registration list requirements set forth in the Help America Vote Act of 2002 (HAVA) (Pub. L. No. 107-252 (2002) 116 Stat. 1666, 42 U.S.C. § 15483),

I, Joe Paul Gonzalez, County Clerk/Registrar of Voters for the County of San Benito, State of California, hereby certify that I complied with all provisions of Chapter 2 of Division 7 of Title 2 of the California Code of Regulations for the Federal election held on the 6th day of November 2018, in the County of San Benito, State of California, and all elections consolidated therewith.

I hereby set my hand and official seal this 28th day of November 2018 at the County of San Benito.



JOE PAUL GONZALEZ
County Clerk/Registrar of Voters
County of San Benito
State of California

**County Vote Reporting Form
Office of the Secretary of State
November 6, 2018 - General Election
Voter Nominated and Ballot Measures
Official Canvass**

San Benito County

Total Precincts: 51

Voting System used by Precinct Voters: Democracy Suite

Precinct Ballots: 3,055

Voting System used by Absentee Voters: Democracy Suite

Absentee Ballots: 17,537

Date: 11 / 28 / 2018

Total Ballots Cast: 20,592

ID	Party	Candidate/Prop	Votes
Governor			
458	REP	John H. Cox	<u>8,815</u>
588	DEM	Gavin Newsom	<u>11,274</u>
Lieutenant Governor			
559	DEM	Ed Hernandez	<u>7,127</u>
625	DEM	Eleni Kounalakis	<u>9,733</u>
Secretary of State			
22	REP	Mark P. Meuser	<u>7,810</u>
193	DEM	*Alex Padilla	<u>11,974</u>
Controller			
121	REP	Konstantinos Roditis	<u>7,417</u>
649	DEM	*Betty T. Yee	<u>12,533</u>
Treasurer			
695	REP	Greg Conlon	<u>7,895</u>
335	DEM	Fiona Ma	<u>11,940</u>
Attorney General			
28	REP	Steven C Bailey	<u>8,122</u>
688	DEM	*Xavier Becerra	<u>11,776</u>
Insurance Commissioner			
526	DEM	Ricardo Lara	<u>9,996</u>
488	NPP	Steve Poizner	<u>9,220</u>
Superintendent of Public Instruction			
694	NP	Tony K. Thurmond	<u>8,219</u>
332	NP	Marshall Tuck	<u>9,287</u>

*-Incumbent

County Vote Reporting Form
Office of the Secretary of State
November 6, 2018 - General Election
Voter Nominated and Ballot Measures
Official Canvass

San Benito County

Total Precincts: 51

ID	Party	Candidate/Prop	Votes
----	-------	----------------	-------

Board of Equalization Member District 2

51 Precincts with ballots cast: 20592

300	REP	Mark Burns	<u>8,081</u>
648	DEM	Malia Cohen	<u>11,442</u>

United States Senator

495	DEM	Kevin De Leon	<u>9,371</u>
516	DEM	*Dianne Feinstein	<u>8,607</u>

United States Representative District 20

51 Precincts with ballots cast: 20592

745	NPP	Ronald Paul Kabat	<u>5,525</u>
638	DEM	*Jimmy Panetta	<u>13,974</u>

State Senate District 12

51 Precincts with ballots cast: 20592

659	DEM	Anna Caballero	<u>11,007</u>
621	REP	Rob Poythress	<u>9,029</u>

State Assembly Member District 30

51 Precincts with ballots cast: 20592

704	REP	Neil G. Kitchens	<u>7,565</u>
233	DEM	Robert Rivas	<u>12,450</u>

Supreme Court Associate Justice Seat 1

	Yes	No
898 Carol A. Corrigan	<u>11,377</u>	<u>4,700</u>

Supreme Court Associate Justice Seat 2

	Yes	No
948 Leondra R. Kruger	<u>11,238</u>	<u>4,640</u>

COA - PJ - District 6

	Yes	No
943 Mary J. Greenwood	<u>11,630</u>	<u>4,002</u>

COA - AJ - District 6 Seat 1

	Yes	No
925 Nathan D. Mihara	<u>10,434</u>	<u>4,687</u>

*-Incumbent

County Vote Reporting Form
Office of the Secretary of State
November 6, 2018 - General Election
Voter Nominated and Ballot Measures
Official Canvass

San Benito County

Total Precincts: 51

ID	Party Candidate/Prop	Votes	
COA - AJ - District 6 Seat 2		Yes	No
942	Allison Marston Danner	11,049	4,379
Ballot Measures		Yes	No
1	Bonds to Fund Veteran & Affordable Housing.	9,475	10,276
2	Amend Existing Housing Program for Mental Illness.	10,858	8,898
3	Bond for Water and Environmental Projects.	9,984	9,595
4	Bond for Children's Hospital Construction.	11,349	8,229
5	Senior Property Reduction.	8,096	11,372
6	Repeal of Fuel Tax Approved by Voters.	8,658	11,163
7	Change Daylight Saving Time Period.	10,916	8,794
8	Regulates Kidney Dialysis Treatment Charges.	7,268	12,351
10	Rental Control on Residential Property.	7,122	12,617
11	Emergency Ambulance Employees on-call.	11,436	8,156
12	Farm Animals Confinement Standards.	11,571	8,775

**California Secretary of State
 Supplement to the Statement of Vote for the General Election
 Voter Nominated and Ballot Measures
 County Input Document**

San Benito County

Governor	Votes
John H. Cox	
Supervisorial Districts	
San Benito County Supervisorial District 1 (2010)	2,149
San Benito County Supervisorial District 2 (2010)	1,827
San Benito County Supervisorial District 3 (2010)	1,376
San Benito County Supervisorial District 4 (2010)	2,742
San Benito County Supervisorial District 5 (2010)	721
San Benito County Supervisorial Districts Multiple (2010)	n/a
Congressional Districts	
Congressional District 20 (2010)	8,815
State Senate Districts	
Senate District 12 (2010)	8,815
State Assembly Districts	
State Assembly District 30 (2010)	8,815
BOE Districts	
Board of Equalization District 2 (2010)	8,815
Municipal Districts	
Hollister	4,256
Multiple districts of San Benito County (2010)	n/a
San Juan Bautista	204
Miscellaneous	
Unincorporated area of San Benito County	4,355

**California Secretary of State
 Supplement to the Statement of Vote for the General Election
 Voter Nominated and Ballot Measures
 County Input Document**

San Benito County

Governor	<u>Votes</u>
Gavin Newsom	
<u>Supervisorial Districts</u>	
San Benito County Supervisorial District 1 (2010)	<u>2,370</u>
San Benito County Supervisorial District 2 (2010)	<u>2,430</u>
San Benito County Supervisorial District 3 (2010)	<u>2,244</u>
San Benito County Supervisorial District 4 (2010)	<u>2,203</u>
San Benito County Supervisorial District 5 (2010)	<u>2,027</u>
San Benito County Supervisorial Districts Multiple (2010)	<u>n/a</u>
<u>Congressional Districts</u>	
Congressional District 20 (2010)	<u>11,274</u>
<u>State Senate Districts</u>	
Senate District 12 (2010)	<u>11,274</u>
<u>State Assembly Districts</u>	
State Assembly District 30 (2010)	<u>11,274</u>
<u>BOE Districts</u>	
Board of Equalization District 2 (2010)	<u>11,274</u>
<u>Municipal Districts</u>	
Hollister	<u>7,153</u>
Multiple districts of San Benito County (2010)	<u>n/a</u>
San Juan Bautista	<u>494</u>
<u>Miscellaneous</u>	
Unincorporated area of San Benito County	<u>3,627</u>

**California Secretary of State
 Supplement to the Statement of Vote for the General Election
 Voter Nominated and Ballot Measures
 County Input Document**

San Benito County

United States Senator	Votes
Kevin De Leon	
Supervisorial Districts	
San Benito County Supervisorial District 1 (2010)	2,110
San Benito County Supervisorial District 2 (2010)	1,967
San Benito County Supervisorial District 3 (2010)	1,650
San Benito County Supervisorial District 4 (2010)	2,424
San Benito County Supervisorial District 5 (2010)	1,220
San Benito County Supervisorial Districts Multiple (2010)	n/a
Congressional Districts	
Congressional District 20 (2010)	9,371
State Senate Districts	
Senate District 12 (2010)	9,371
State Assembly Districts	
State Assembly District 30 (2010)	9,371
BOE Districts	
Board of Equalization District 2 (2010)	9,371
Municipal Districts	
Hollister	5,249
Multiple districts of San Benito County (2010)	n/a
San Juan Bautista	274
Miscellaneous	
Unincorporated area of San Benito County	3,848

**California Secretary of State
 Supplement to the Statement of Vote for the General Election
 Voter Nominated and Ballot Measures
 County Input Document**

San Benito County

United States Senator

Votes

Dianne Feinstein

Supervisorial Districts

San Benito County Supervisorial District 1 (2010)	1,858
San Benito County Supervisorial District 2 (2010)	1,870
San Benito County Supervisorial District 3 (2010)	1,675
San Benito County Supervisorial District 4 (2010)	1,827
San Benito County Supervisorial District 5 (2010)	1,377
San Benito County Supervisorial Districts Multiple (2010)	n/a

Congressional Districts

Congressional District 20 (2010)	8,607
---	-------

State Senate Districts

Senate District 12 (2010)	8,607
----------------------------------	-------

State Assembly Districts

State Assembly District 30 (2010)	8,607
--	-------

BOE Districts

Board of Equalization District 2 (2010)	8,607
--	-------

Municipal Districts

Hollister	5,220
------------------	-------

Multiple districts of San Benito County (2010)	n/a
---	-----

San Juan Bautista	365
--------------------------	-----

Miscellaneous

Unincorporated area of San Benito County	3,022
---	-------

**California Secretary of State
 Supplement to the Statement of Vote for the General Election
 Voter Nominated and Ballot Measures
 County Input Document**

San Benito County

Ballot Measures	Yes	No
1 - Bonds to Fund Veteran & Affordable Housing.		
Supervisorial Districts		
San Benito County Supervisorial District 1 (2010)	1,948	2,507
San Benito County Supervisorial District 2 (2010)	2,062	2,134
San Benito County Supervisorial District 3 (2010)	1,916	1,657
San Benito County Supervisorial District 4 (2010)	1,876	2,941
San Benito County Supervisorial District 5 (2010)	1,673	1,037
San Benito County Supervisorial Districts Multiple (2010)	n/a	n/a
Congressional Districts		
San Benito County part of Congress District 20 (2010)	9,475	10,276
State Senate Districts		
San Benito County part of Senate District 12 (2010)	9,475	10,276
State Assembly Districts		
San Benito County part of Assembly District 30 (2010)	9,475	10,276
BOE Districts		
San Benito County part of BOE District 2 (2010)	9,475	10,276
Municipal Districts		
Hollister	5,952	5,292
San Juan Bautista	383	285
Multiple districts of San Benito County (2010)	n/a	n/a
Miscellaneous		
Unincorporated area of San Benito County	3,140	4,699

**California Secretary of State
 Supplement to the Statement of Vote for the General Election
 Voter Nominated and Ballot Measures
 County Input Document**

San Benito County

Ballot Measures	Yes	No
2 - Amend Existing Housing Program for Mental Illness. Supervisorial Districts		
San Benito County Supervisorial District 1 (2010)	2,267	2,182
San Benito County Supervisorial District 2 (2010)	2,292	1,915
San Benito County Supervisorial District 3 (2010)	2,188	1,392
San Benito County Supervisorial District 4 (2010)	2,297	2,498
San Benito County Supervisorial District 5 (2010)	1,814	911
San Benito County Supervisorial Districts Multiple (2010)	n.a	n/a
Congressional Districts		
San Benito County part of Congress District 20 (2010)	10,858	8,898
State Senate Districts		
San Benito County part of Senate District 12 (2010)	10,858	8,898
State Assembly Districts		
San Benito County part of Assembly District 30 (2010)	10,858	8,898
BOE Districts		
San Benito County part of BOE District 2 (2010)	10,858	8,898
Municipal Districts		
Hollister	6,739	4,515
San Juan Bautista	440	233
Multiple districts of San Benito County (2010)	n/a	n/a
Miscellaneous		
Unincorporated area of San Benito County	3,679	4,150

**California Secretary of State
 Supplement to the Statement of Vote for the General Election
 Voter Nominated and Ballot Measures
 County Input Document**

San Benito County

Ballot Measures	Yes	No
3 - Bond for Water and Environmental Projects. Supervisorial Districts		
San Benito County Supervisorial District 1 (2010)	2,148	2,261
San Benito County Supervisorial District 2 (2010)	2,126	2,062
San Benito County Supervisorial District 3 (2010)	1,919	1,622
San Benito County Supervisorial District 4 (2010)	2,227	2,542
San Benito County Supervisorial District 5 (2010)	1,564	1,108
San Benito County Supervisorial Districts Multiple (2010)	n/a	n/a
Congressional Districts		
San Benito County part of Congress District 20 (2010)	9,984	9,595
State Senate Districts		
San Benito County part of Senate District 12 (2010)	9,984	9,595
State Assembly Districts		
San Benito County part of Assembly District 30 (2010)	9,984	9,595
BOE Districts		
San Benito County part of BOE District 2 (2010)	9,984	9,595
Municipal Districts		
Hollister	5,940	5,154
San Juan Bautista	400	285
Multiple districts of San Benito County (2010)	n/a	n/a
Miscellaneous		
Unincorporated area of San Benito County	3,644	4,156

**California Secretary of State
 Supplement to the Statement of Vote for the General Election
 Voter Nominated and Ballot Measures
 County Input Document**

San Benito County

Ballot Measures	Yes	No
4 - Bond for Children's Hospital Construction. Supervisorial Districts		
San Benito County Supervisorial District 1 (2010)	2,436	1,958
San Benito County Supervisorial District 2 (2010)	2,380	1,790
San Benito County Supervisorial District 3 (2010)	2,289	1,269
San Benito County Supervisorial District 4 (2010)	2,405	2,355
San Benito County Supervisorial District 5 (2010)	1,839	857
San Benito County Supervisorial Districts Multiple (2010)	n/a	n/a
Congressional Districts		
San Benito County part of Congress District 20 (2010)	11,349	8,229
State Senate Districts		
San Benito County part of Senate District 12 (2010)	11,349	8,229
State Assembly Districts		
San Benito County part of Assembly District 30 (2010)	11,349	8,229
BOE Districts		
San Benito County part of BOE District 2 (2010)	11,349	8,229
Municipal Districts		
Hollister	7,056	4,105
San Juan Bautista	430	248
Multiple districts of San Benito County (2010)	n/a	n/a
Miscellaneous		
Unincorporated area of San Benito County	3,863	3,876

**California Secretary of State
 Supplement to the Statement of Vote for the General Election
 Voter Nominated and Ballot Measures
 County Input Document**

San Benito County

Ballot Measures	Yes	No
5 - Senior Property Reduction.		
Supervisorial Districts		
San Benito County Supervisorial District 1 (2010)	1,835	2,548
San Benito County Supervisorial District 2 (2010)	1,722	2,433
San Benito County Supervisorial District 3 (2010)	1,445	2,086
San Benito County Supervisorial District 4 (2010)	2,151	2,590
San Benito County Supervisorial District 5 (2010)	943	1,715
San Benito County Supervisorial Districts Multiple (2010)	n/a	n/a
Congressional Districts		
San Benito County part of Congress District 20 (2010)	8,096	11,372
State Senate Districts		
San Benito County part of Senate District 12 (2010)	8,096	11,372
State Assembly Districts		
San Benito County part of Assembly District 30 (2010)	8,096	11,372
BOE Districts		
San Benito County part of BOE District 2 (2010)	8,096	11,372
Municipal Districts		
Hollister	4,267	6,790
San Juan Bautista	235	432
Multiple districts of San Benito County (2010)	n/a	n/a
Miscellaneous		
Unincorporated area of San Benito County	3,594	4,150

**California Secretary of State
 Supplement to the Statement of Vote for the General Election
 Voter Nominated and Ballot Measures
 County Input Document**

San Benito County

Ballot Measures	Yes	No
6 - Repeal of Fuel Tax Approved by Voters.		
Supervisorial Districts		
San Benito County Supervisorial District 1 (2010)	2,006	2,437
San Benito County Supervisorial District 2 (2010)	1,793	2,435
San Benito County Supervisorial District 3 (2010)	1,480	2,108
San Benito County Supervisorial District 4 (2010)	2,365	2,476
San Benito County Supervisorial District 5 (2010)	1,014	1,707
San Benito County Supervisorial Districts Multiple (2010)	n/a	n/a
Congressional Districts		
San Benito County part of Congress District 20 (2010)	8,658	11,163
State Senate Districts		
San Benito County part of Senate District 12 (2010)	8,658	11,163
State Assembly Districts		
San Benito County part of Assembly District 30 (2010)	8,658	11,163
BOE Districts		
San Benito County part of BOE District 2 (2010)	8,658	11,163
Municipal Districts		
Hollister	4,690	6,584
San Juan Bautista	240	441
Multiple districts of San Benito County (2010)	n/a	n/a
Miscellaneous		
Unincorporated area of San Benito County	3,728	4,138

**California Secretary of State
 Supplement to the Statement of Vote for the General Election
 Voter Nominated and Ballot Measures
 County Input Document**

San Benito County

Ballot Measures	Yes	No
7 - Change Daylight Saving Time Period.		
Supervisorial Districts		
San Benito County Supervisorial District 1 (2010)	2,440	2,004
San Benito County Supervisorial District 2 (2010)	2,451	1,730
San Benito County Supervisorial District 3 (2010)	1,907	1,672
San Benito County Supervisorial District 4 (2010)	2,755	2,070
San Benito County Supervisorial District 5 (2010)	1,363	1,318
San Benito County Supervisorial Districts Multiple (2010)	n/a	n/a
Congressional Districts		
San Benito County part of Congress District 20 (2010)	10,916	8,794
State Senate Districts		
San Benito County part of Senate District 12 (2010)	10,916	8,794
State Assembly Districts		
San Benito County part of Assembly District 30 (2010)	10,916	8,794
BOE Districts		
San Benito County part of BOE District 2 (2010)	10,916	8,794
Municipal Districts		
Hollister	6,027	5,189
San Juan Bautista	403	277
Multiple districts of San Benito County (2010)	n/a	n/a
Miscellaneous		
Unincorporated area of San Benito County	4,486	3,328

**California Secretary of State
 Supplement to the Statement of Vote for the General Election
 Voter Nominated and Ballot Measures
 County Input Document**

San Benito County

Ballot Measures	Yes	No
8 - Regulates Kidney Dialysis Treatment Charges. Supervisorial Districts		
San Benito County Supervisorial District 1 (2010)	1,557	2,836
San Benito County Supervisorial District 2 (2010)	1,637	2,537
San Benito County Supervisorial District 3 (2010)	1,342	2,239
San Benito County Supervisorial District 4 (2010)	1,626	3,145
San Benito County Supervisorial District 5 (2010)	1,106	1,594
San Benito County Supervisorial Districts Multiple (2010)	n/a	n/a
Congressional Districts		
San Benito County part of Congress District 20 (2010)	7,268	12,351
State Senate Districts		
San Benito County part of Senate District 12 (2010)	7,268	12,351
State Assembly Districts		
San Benito County part of Assembly District 30 (2010)	7,268	12,351
BOE Districts		
San Benito County part of BOE District 2 (2010)	7,268	12,351
Municipal Districts		
Hollister	4,274	6,915
San Juan Bautista	298	380
Multiple districts of San Benito County (2010)	n/a	n/a
Miscellaneous		
Unincorporated area of San Benito County	2,696	5,056

**California Secretary of State
 Supplement to the Statement of Vote for the General Election
 Voter Nominated and Ballot Measures
 County Input Document**

San Benito County

Ballot Measures	Yes	No
10 - Rental Control on Residential Property. Supervisorial Districts		
San Benito County Supervisorial District 1 (2010)	1,470	2,956
San Benito County Supervisorial District 2 (2010)	1,540	2,650
San Benito County Supervisorial District 3 (2010)	1,436	2,156
San Benito County Supervisorial District 4 (2010)	1,389	3,437
San Benito County Supervisorial District 5 (2010)	1,287	1,418
San Benito County Supervisorial Districts Multiple (2010)	n/a	n/a
Congressional Districts		
San Benito County part of Congress District 20 (2010)	7,122	12,617
State Senate Districts		
San Benito County part of Senate District 12 (2010)	7,122	12,617
State Assembly Districts		
San Benito County part of Assembly District 30 (2010)	7,122	12,617
BOE Districts		
San Benito County part of BOE District 2 (2010)	7,122	12,617
Municipal Districts		
Hollister	4,584	6,641
San Juan Bautista	325	363
Multiple districts of San Benito County (2010)	n/a	n/a
Miscellaneous		
Unincorporated area of San Benito County	2,213	5,613

**California Secretary of State
 Supplement to the Statement of Vote for the General Election
 Voter Nominated and Ballot Measures
 County Input Document**

San Benito County

Ballot Measures	Yes	No
11 - Emergency Ambulance Employees on-call. Supervisorial Districts		
San Benito County Supervisorial District 1 (2010)	2,594	1,810
San Benito County Supervisorial District 2 (2010)	2,441	1,730
San Benito County Supervisorial District 3 (2010)	2,129	1,446
San Benito County Supervisorial District 4 (2010)	2,798	1,963
San Benito County Supervisorial District 5 (2010)	1,474	1,207
San Benito County Supervisorial Districts Multiple (2010)	n/a	n/a
Congressional Districts		
San Benito County part of Congress District 20 (2010)	11,436	8,156
State Senate Districts		
San Benito County part of Senate District 12 (2010)	11,436	8,156
State Assembly Districts		
San Benito County part of Assembly District 30 (2010)	11,436	8,156
BOE Districts		
San Benito County part of BOE District 2 (2010)	11,436	8,156
Municipal Districts		
Hollister	6,370	4,801
San Juan Bautista	372	308
Multiple districts of San Benito County (2010)	n/a	n/a
Miscellaneous		
Unincorporated area of San Benito County	4,694	3,047

**California Secretary of State
 Supplement to the Statement of Vote for the General Election
 Voter Nominated and Ballot Measures
 County Input Document**

San Benito County

Ballot Measures	Yes	No
12 - Farm Animals Confinement Standards.		
Supervisorial Districts		
San Benito County Supervisorial District 1 (2010)	2,210	2,132
San Benito County Supervisorial District 2 (2010)	2,257	1,876
San Benito County Supervisorial District 3 (2010)	2,072	1,441
San Benito County Supervisorial District 4 (2010)	2,340	2,368
San Benito County Supervisorial District 5 (2010)	1,692	958
San Benito County Supervisorial Districts Multiple (2010)	n/a	n/a
Congressional Districts		
San Benito County part of Congress District 20 (2010)	10,571	8,775
State Senate Districts		
San Benito County part of Senate District 12 (2010)	10,571	8,775
State Assembly Districts		
San Benito County part of Assembly District 30 (2010)	10,571	8,775
BOE Districts		
San Benito County part of BOE District 2 (2010)	10,571	8,775
Municipal Districts		
Hollister	6,474	4,506
San Juan Bautista	440	245
Multiple districts of San Benito County (2010)	n/a	n/a
Miscellaneous		
Unincorporated area of San Benito County	3,657	4,024

**JOE PAUL GONZALEZ
CLERK, AUDITOR & RECORDER
REGISTRAR OF VOTERS**

Telephone:
Co. Clerk: (831) 636-4029
Elections: (831) 636-4016
Recorder: (831) 636-4046
Facsimile: (831) 636-2939



**OFFICE OF THE COUNTY CLERK, RECORDER &
REGISTRAR OF VOTERS**

440 Fifth Street, Room 206
Hollister, California 95023
www.sbcvote.us

NOVEMBER 6, 2018 STATEWIDE GENERAL ELECTION REPORT OF THE OFFICIAL CANVASS AND MANUAL TALLY

OFFICIAL CANVASS OF THE VOTE:

The official canvass was completed and the election certified on Tuesday, November 6th of 2018. This process consisted of several steps which were conducted per Chapter 4, commencing with Election Code Section 15300. These steps include an inspection of all materials and supplies returned from each polling place, processing and counting vote-by-mail/mail ballot and ballots cast at and returned from each voting precinct, including provisional ballots, a reconciliation of signatures in the Polling Place check-ins with votes recorded, a reconciliation of ballots counted with the number of votes recorded, a manual tally of the ballots tabulated by the voting systems 1% of the ballots cast. The Department notified the public of the schedule of activities and invited any and all interested individuals and/or groups to observe.

MANUAL TALLY:

The 1% manual tally includes ballots cast from randomly selected polling place precincts, including random return groups of vote-by-mail, mail ballot only and early voted ballots. The "one percent manual tally" is defined by Election Code Section 336.5 as "the public process of manually tallying votes in 1 percent of the precincts, selected at random by the elections official, and in one precinct for each race not included in the randomly selected precincts. This procedure is conducted during the official canvass to verify the accuracy of the automated count."

On Wednesday, November 14th at 4:14 pm, the Department conducted a system generated "One Percent Random Sample" (EIMS Report EWMR082). Voting Precinct 0335213 Early Childhood Education Center was system selected, which was 5.7% of the Polling Place ballots. The system automatically generated "Clean-up Precincts" which contained the remaining contests which were not represented in the 1% random. The same day a random selection of the Vote-by-mail/Early Vote return groups were selected, which included 1.4% Vote-by-Mail and 1.2% Early Voted ballots.

During the Manual Tally and Official Canvass process there were no notable discrepancies.

JOE PAUL GONZALEZ
County Clerk/Registrar of Voters

SECTION 2:

CONSOLIDATED PRECINCT SUMMARY

VOTING LOCATIONS LIST (VOTING PRECINCTS/POLLING SITES)

VOTING / MAIL BALLOT PRECINCT CONSOLIDATIONS

PRECINCT MAPS (CONSOLIDATED PRECINCT POLLING SITES)



Voting Location List

November 6 2018 Statewide General Election to be held on Tuesday, November 6, 2018

Voting Precinct

130001,130004,135109
130002
135317,135423
201001,265000
205001
235320
235426
335213
335315
335319
435427
458001,458002
475001
480003
535105,535212,535228
535136

Polling Sites

Lighthouse Apostolic Church Of Hollister
Spring Grove School
Sunnyslope Christian Center
San Juan Bautista Community Center
Aromas Fire Station
Ladd Lane School
Calvary Baptist Church
Early Childhood Education Center
Rancho San Justo Middle School
Hollister Athletic Club
Seventh Day Adventist Church
Ridgemark Golf & Country Club
Immaculate Conception Church
Hollister School District
Hollister Community Center
Dunne Park

1515 Santa Ana Rd Hollister, CA 95023
500 Spring Grove Rd Hollister, CA 95023-9366
1520 Sunnyslope Rd. Hollister, CA 95023
10 San Jose St San Juan Bautista, CA 95045
492 Carpenteria Rd Aromas, CA 95004
161 Ladd Ln Hollister, CA 95023
1900 Highland Dr Hollister, CA 95023-5922
1011 Line St Hollister, CA 95023
1201 Rancho Drive Hollister, CA 95023
255 Tres Pinos Rd Hollister, CA 95023
2121 Sunnyslope Rd Hollister, CA 95023
3800 Airline Hwy Hollister, CA 95023-9703
7290 Airline Hwy Tres Pinos, CA 95075
2690 Cienega Rd Hollister, CA 95023
300 West Street Hollister, CA 95023
600 West St Hollister, CA 95023

Total Polling Sites: 16



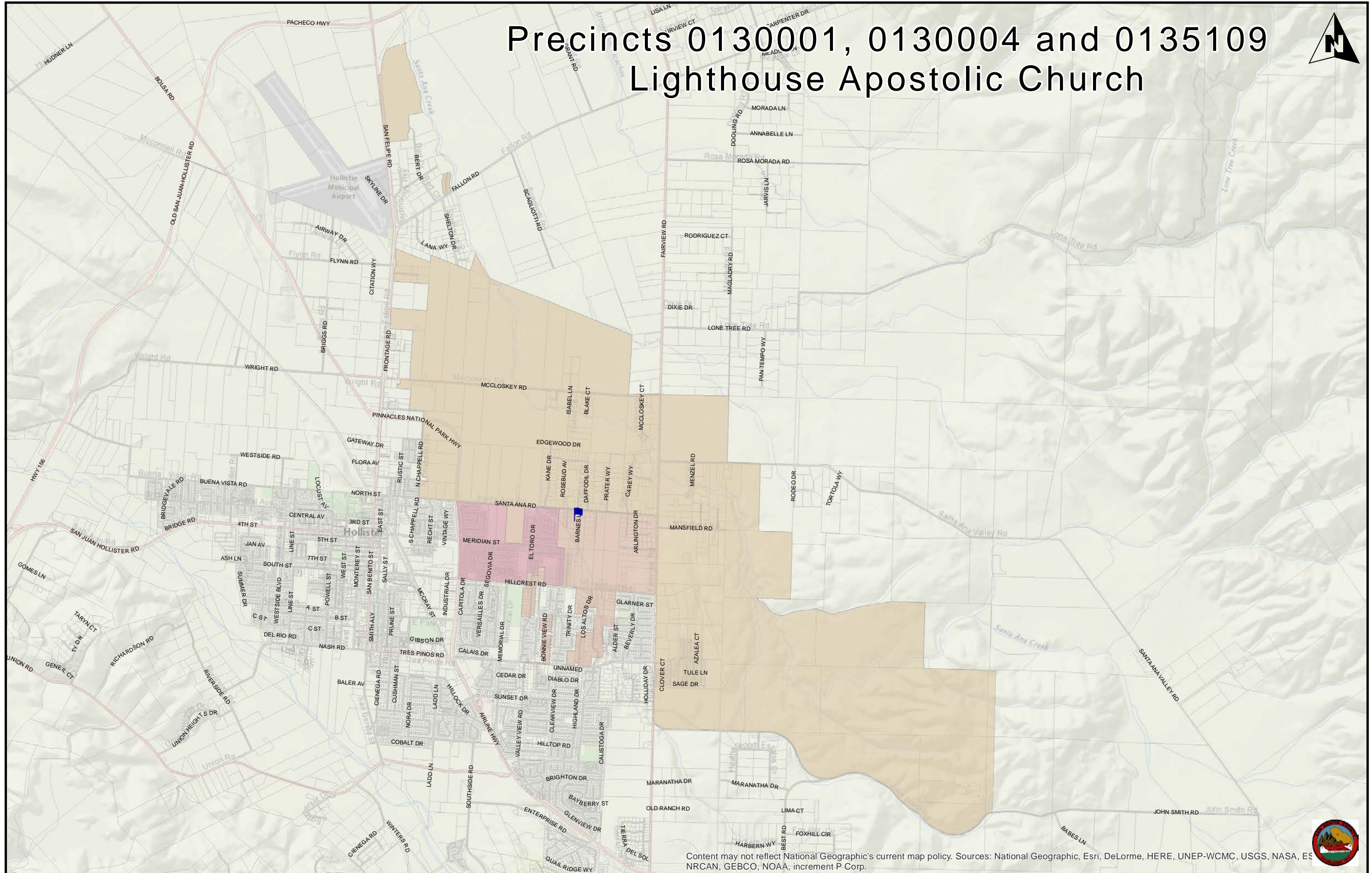
Voting / Mail Ballot Precinct Consolidations
November 6 2018 Statewide General Election - 11/6/2018

Voting Precinct	MB?	Abs Pct	Regular Pct	Ballot Type	Voting Precinct	MB?	Abs Pct	Regular Pct	Ballot Type
0130001 - Fairview 1		8130001	130001 Fairview 1	1	0235426 - Hollister 26		8235426	235426 Hollister 26	21
		8130001	130005 Fairview 5	1			8235426	235445 Hollister 45	21
		8130001	130014 Fairview 14	1	0265000 - San Juan		8265000	265000 San Juan	23
0130002 - Fairview 2		8130002	130002 Fairview 2	2	0335213 - Hollister 13		8335213	335213 Hollister 13	26
0130004 - Fairview 4		8130004	130004 Fairview 4	4			8335213	335246 Hollister 46	26
		8130004	130006 Fairview 6	4			8335213	335247 Hollister 47	26
		8130004	130007 Fairview 7	4	0335315 - Hollister 15		8335315	335315 Hollister 15	28
		8130004	130008 Fairview 8	4			8335315	335316 Hollister 16	28
		8130004	130010 Fairview 10	4			8335315	335348 Hollister 48	28
0135109 - Hollister 9		8135109	135109 Hollister 09	8	0335319 - Hollister 19		8335319	335319 Hollister 19	28
		8135109	135110 Hollister 10	8			8335319	335339 Hollister 39	28
0135317 - Hollister 17		8135317	135317 Hollister 17	9			8335319	335356 Hollister 56	28
		8135317	135318 Hollister 18	9	0435427 - Hollister 27		8435427	435427 Hollister 27	36
		8135317	135342 Hollister 42	9			8435427	435438 Hollister 38	36
0135423 - Hollister 23		8135423	135423 Hollister 23	10			8435427	435449 Hollister 49	36
		8135423	135424 Hollister 24	10			8435427	435450 Hollister 50	36
		8135423	135425 Hollister 25	10	0458001 - Ridgemark 1		8458001	458001 Ridgemark 1	35
		8135423	135443 Hollister 43	10	0458002 - Ridgemark 2		8458002	458002 Ridgemark 2	34
0201001 - Anzar and Mission		8201001	201001 Anzar 1	15			8458002	458003 Ridgemark 3	34
		8201001	201002 Anzar 2	15	0475001 - Tres Pinos		8475001	415000 Cienega	34
		8201001	240001 Mission 1	15			8475001	422001 Southside 1	34
		8201001	240003 Mission 3	15			8475001	422002 Southside 2	34
		8201001	240005 Mission 5	15			8475001	422003 Southside 3	34
		8201001	240006 Mission 6	15			8475001	450000 Paicines	34
		8201001	280004 Union 4	15			8475001	455000 Panoche	34
0205001 - Aromas		8205001	205001 Aromas 1	16			8475001	460000 San Benito	34
		8205001	205002 Aromas 2	16			8475001	470000 Santa Anita	34
		8205001	205003 Aromas 3	16			8475001	475001 Tres Pinos 1	34
		8205001	205004 Aromas 4	16	0480003 - Union 3		8480003	420002 Enterprise 2	35
		8205001	205006 Aromas 6	16			8480003	480003 Union 3	35
		8205001	205007 Aromas 7	16			8480003	480011 Union 11	35
0235320 - Hollister 20		8235320	235320 Hollister 20	19	0535105 - Hollister 5		8535105	535105 Hollister 05	7
		8235320	235321 Hollister 21	19			8535105	535108 Hollister 08	7
		8235320	235322 Hollister 22	19			8535105	535151 Hollister 51	7
		8235320	235344 Hollister 44	19			8535105	535152 Hollister 52	7

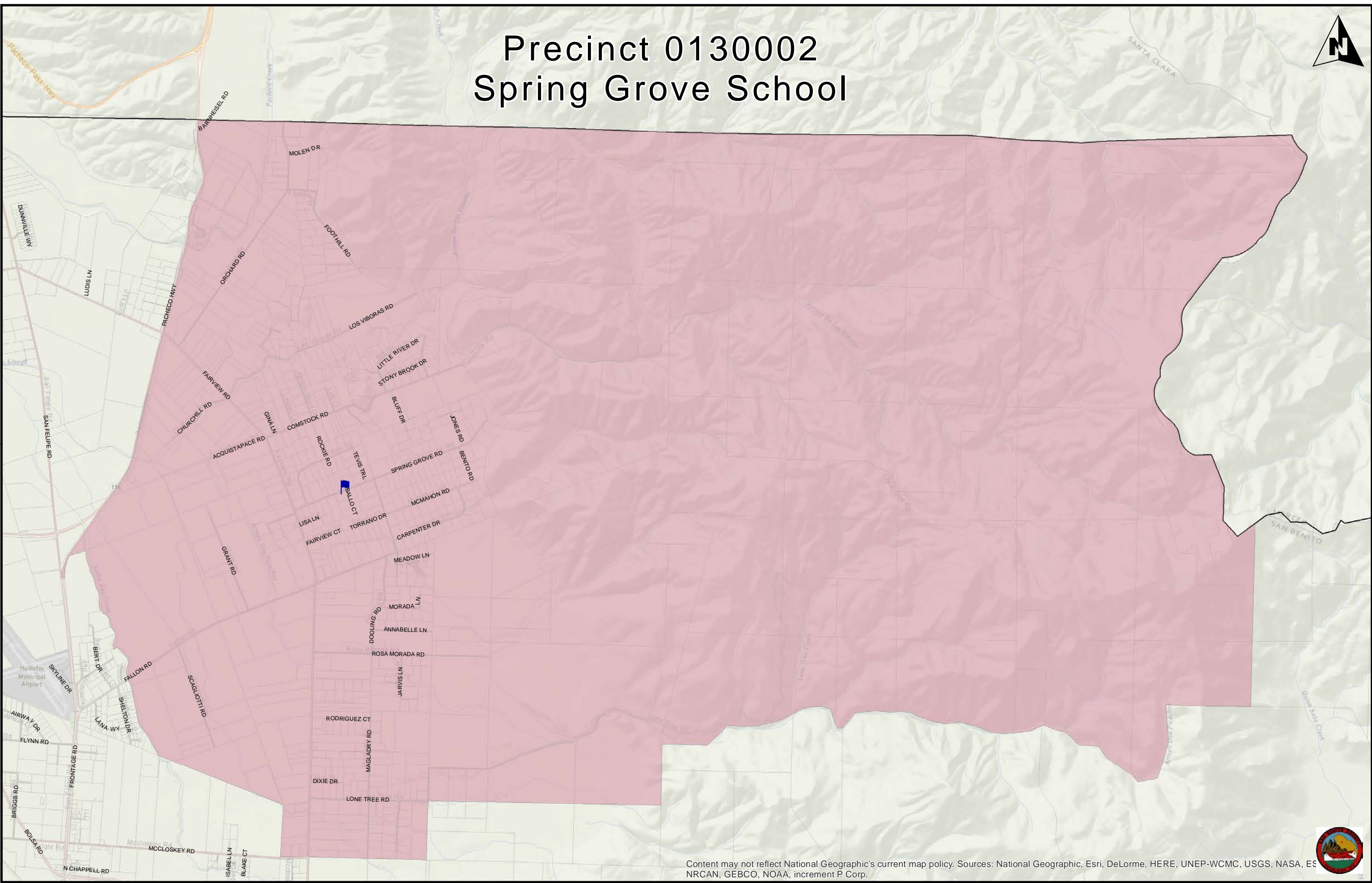
Voting Precinct	MB?	Abs Pct	Regular Pct	Ballot Type	Voting Precinct	MB?	Abs Pct	Regular Pct	Ballot Type
0535136 - Hollister 36		8535136	535136 Hollister 36	8		Yes *		420009 Enterprise 9	35
		8535136	535153 Hollister 53	8		Yes *		420010 Enterprise 10	35
		8535136	535154 Hollister 54	8	9435429 - Hollister 29	Yes *		435429 Hollister 29	37
0535212 - Hollister 12		8535212	535212 Hollister 12	38	9480005 - Union 5	Yes *		480005 Union 5	34
0535228 - Hollister 28		8535228	535228 Hollister 28	39	9535107 - Hollister 7	Yes *		535107 Hollister 07	6
9130003 - Fairview 3	Yes *		130003 Fairview 3	3		Yes *		535135 Hollister 35	6
9135101 - Hollister 1	Yes *		135101 Hollister 01	5	9545003 - Pacheco 3	Yes *		545003 Pacheco 3	13
9135102 - Hollister 2	Yes *		135102 Hollister 02	6	9585001 - Westside 1	Yes *		585001 Westside 1	14
	Yes *		135106 Hollister 06	6		Yes *		585004 Westside 4	14
	Yes *		135134 Hollister 34	6	9585002 - Westside 2	Yes *		585002 Westside 2	3
9135103 - Hollister 3	Yes *		135103 Hollister 03	7	9585006 - Westside 6	Yes *		530011 Fairview 11	4
9145001 - Pacheco 1	Yes *		145001 Pacheco 1	11		Yes *		585006 Westside 6	4
9145002 - Pacheco 2	Yes *		145002 Pacheco 2	12					
9145004 - Pacheco 4	Yes *		145004 Pacheco 4	13					
	Yes *		145008 Pacheco 8	13	Total Voting Precincts: 51				
9185003 - Westside 3	Yes *		185003 Westside 3	14					
9220003 - Enterprise 3	Yes *		220003 Enterprise 3	17					
	Yes *		220004 Enterprise 4	17					
	Yes *		220005 Enterprise 5	17					
	Yes *		220006 Enterprise 6	17					
	Yes *		220007 Enterprise 7	17					
9235214 - Hollister 14	Yes *		235214 Hollister 14	18					
	Yes *		235237 Hollister 37	18					
9235333 - Hollister 33	Yes *		235333 Hollister 33	20					
9240004 - Mission 4	Yes *		240004 Mission 4	22					
9280001 - Union 1	Yes *		280001 Union 1	24					
	Yes *		280002 Union 2	24					
	Yes *		280006 Union 6	24					
	Yes *		280008 Union 8	24					
9335111 - Hollister 11	Yes *		335111 Hollister 11	25					
9335232 - Hollister 32	Yes *		335232 Hollister 32	27					
9335330 - Hollister 30	Yes *		335330 Hollister 30	29					
9395003 - Severinson 3	Yes *		395003 Severinsen 3	30					
9395004 - Severinson 4	Yes *		395004 Severinsen 4	31					
9410000 - Bitterwater	Yes *		410000 Bitterwater	32					
9412000 - Coalinga	Yes *		412000 Coalinga - Nf	33					
9420001 - Enterprise 1	Yes *		420001 Enterprise 1	35					
	Yes *		420008 Enterprise 8	35					

Precincts 0130001, 0130004 and 0135109

Lighthouse Apostolic Church



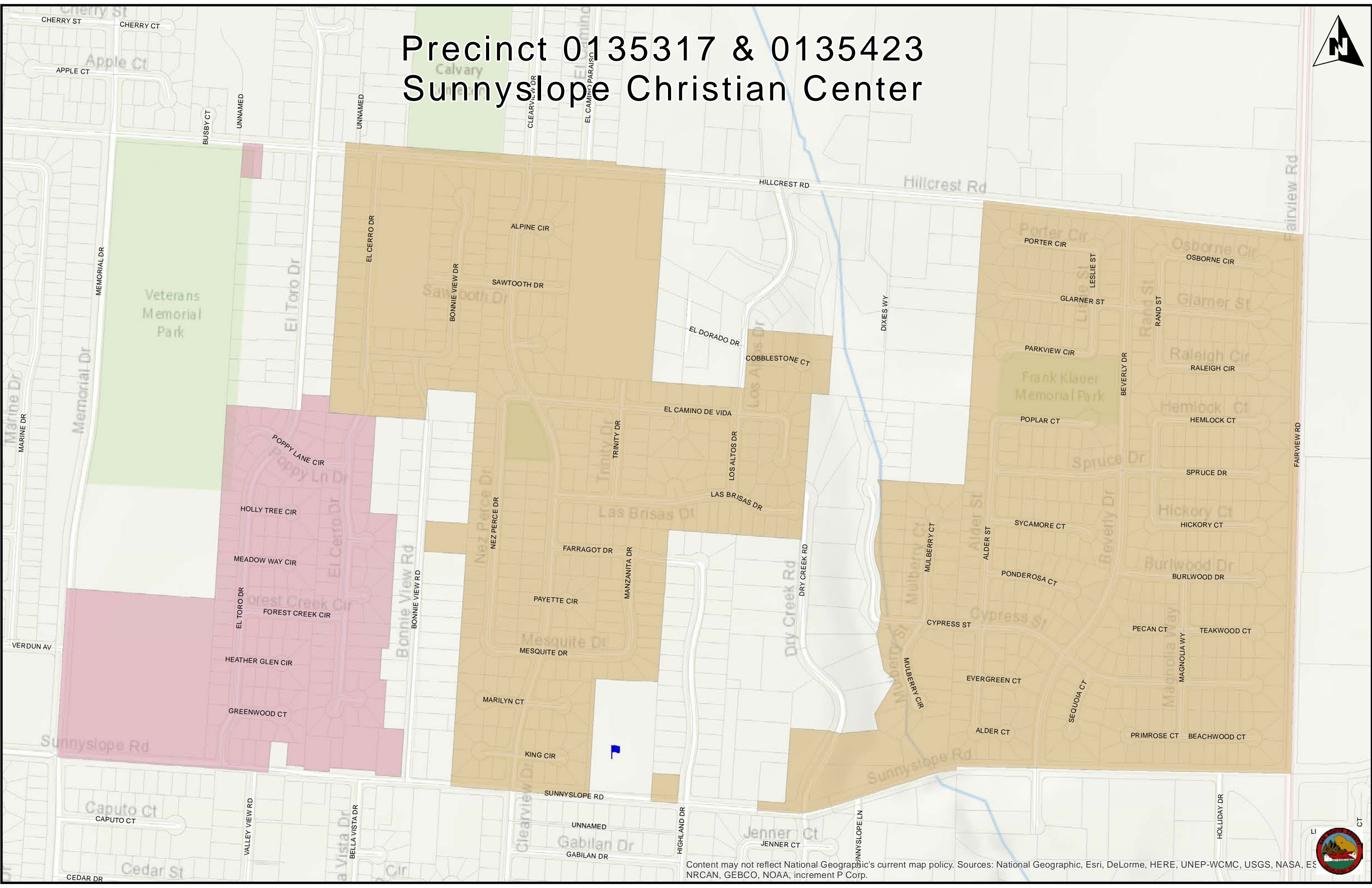
Precinct 0130002 Spring Grove School



Content may not reflect National Geographic's current map policy. Sources: National Geographic, Esri, DeLorme, HERE, UNEP-WCMC, USGS, NASA, ESRI, NRCAN, GEBCO, NOAA, increment P Corp.

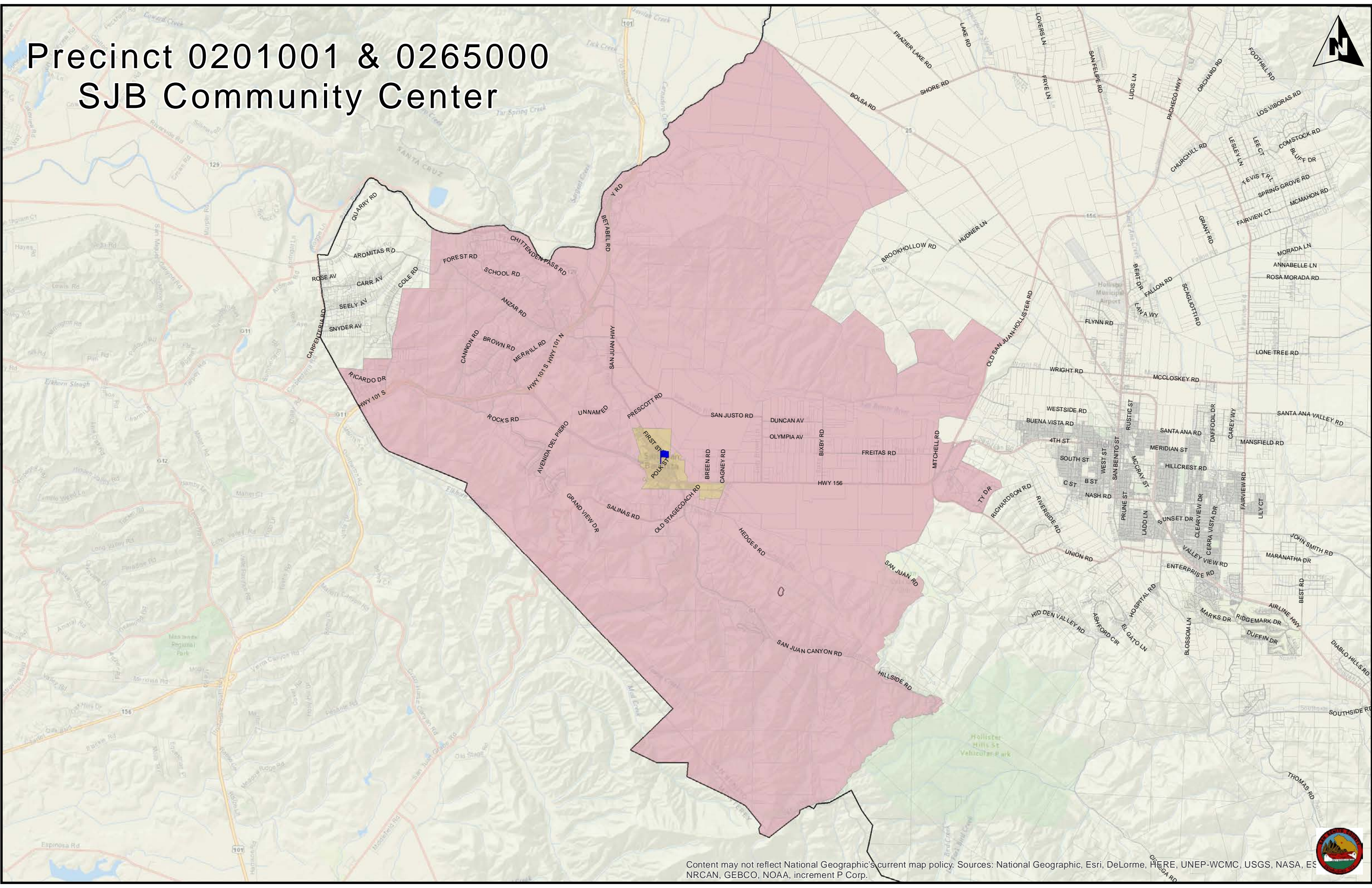


Precinct 0135317 & 0135423 Sunnyslope Christian Center

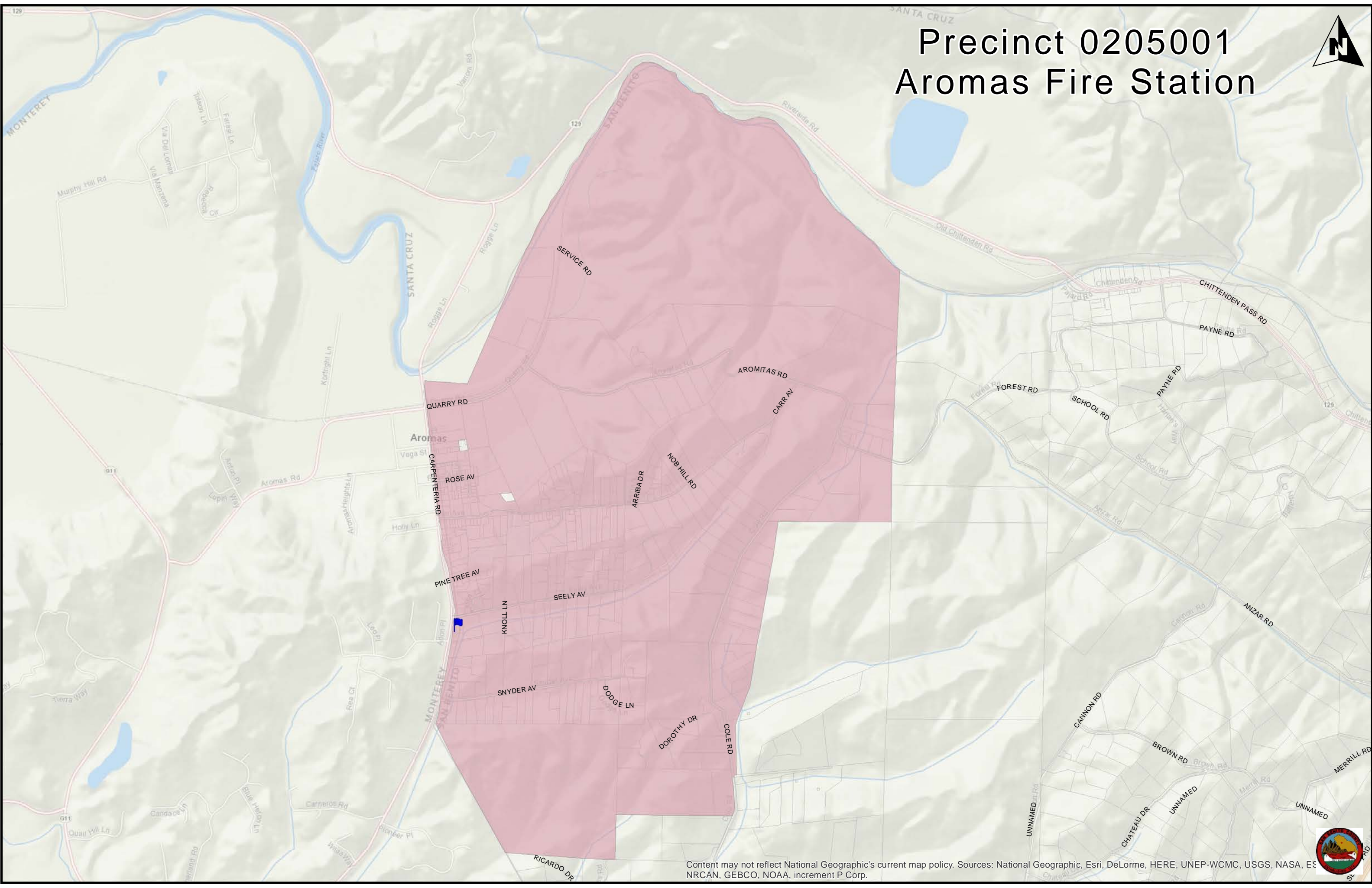


Precinct 0201001 & 0265000

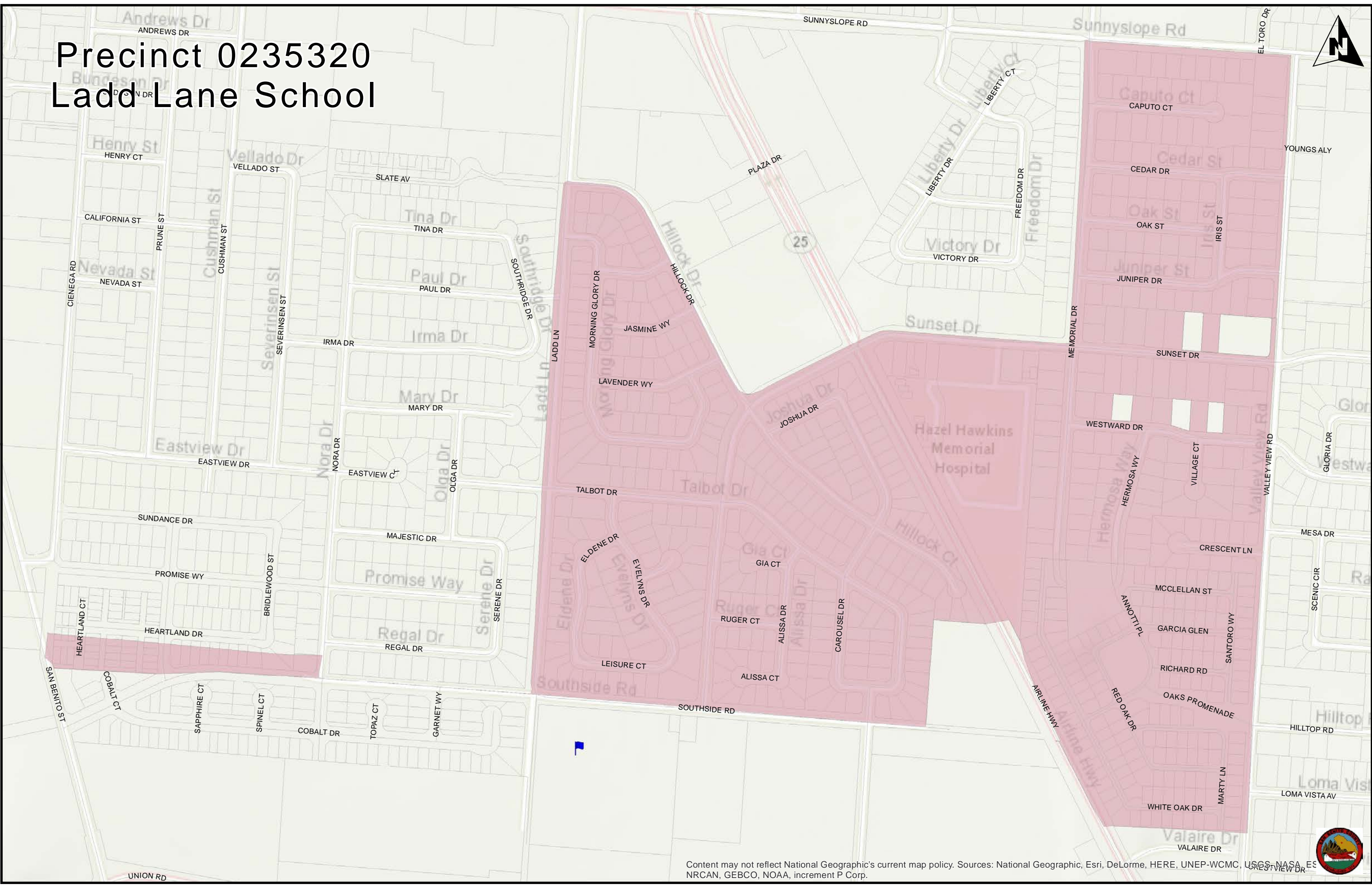
SJB Community Center



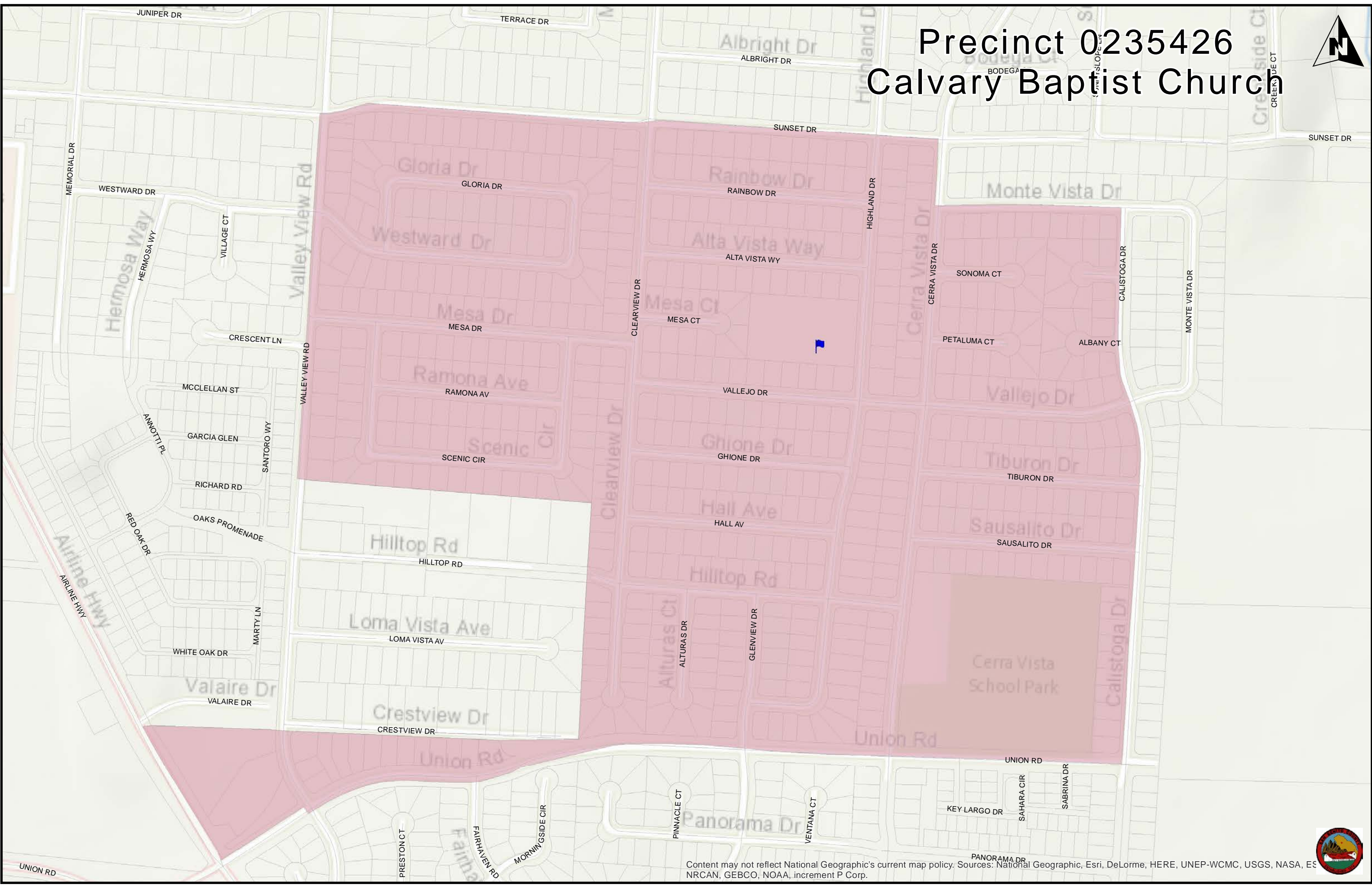
Precinct 0205001 Aromas Fire Station



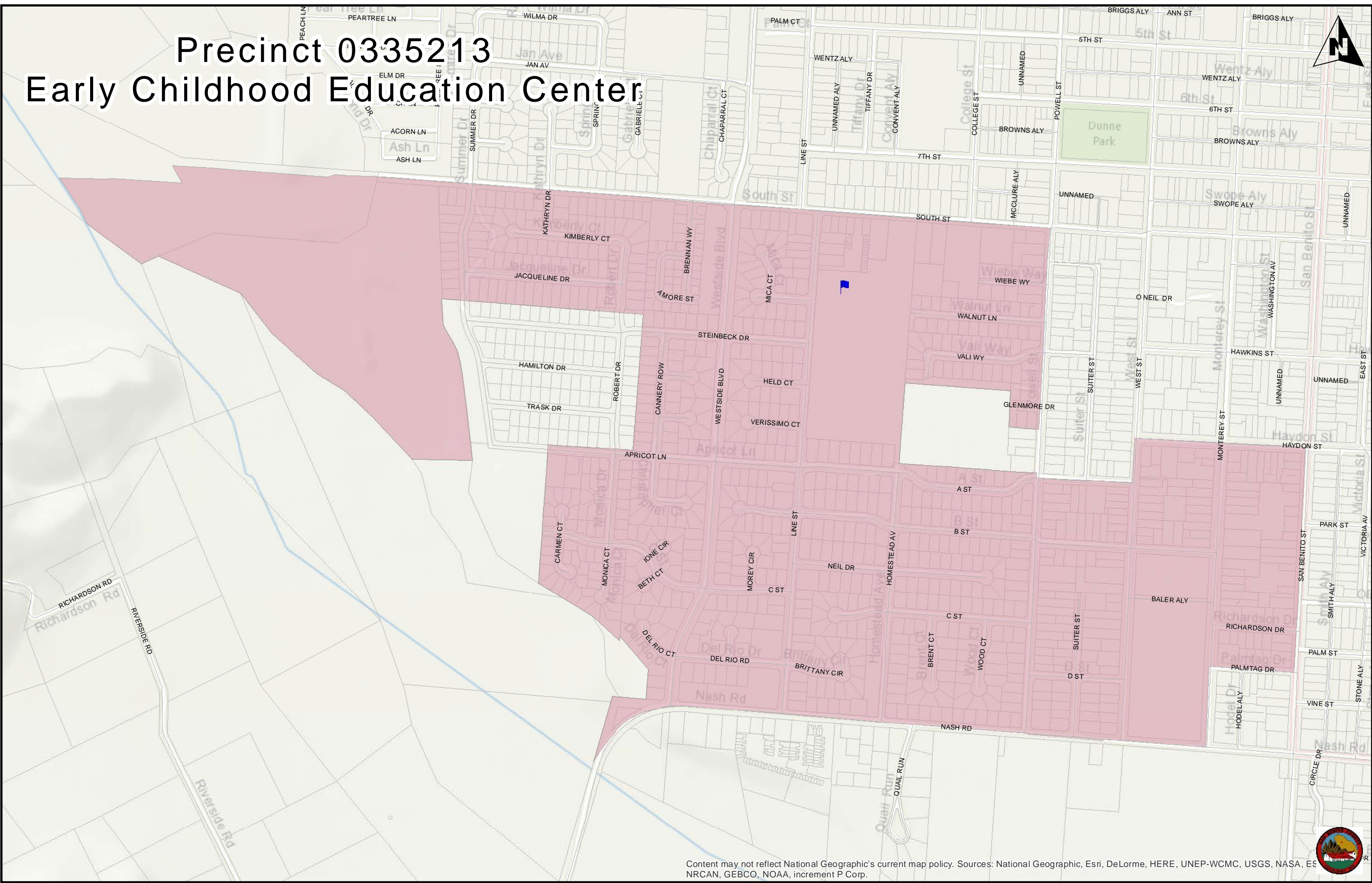
Precinct 0235320 Ladd Lane School



Precinct 0235426 Calvary Baptist Church

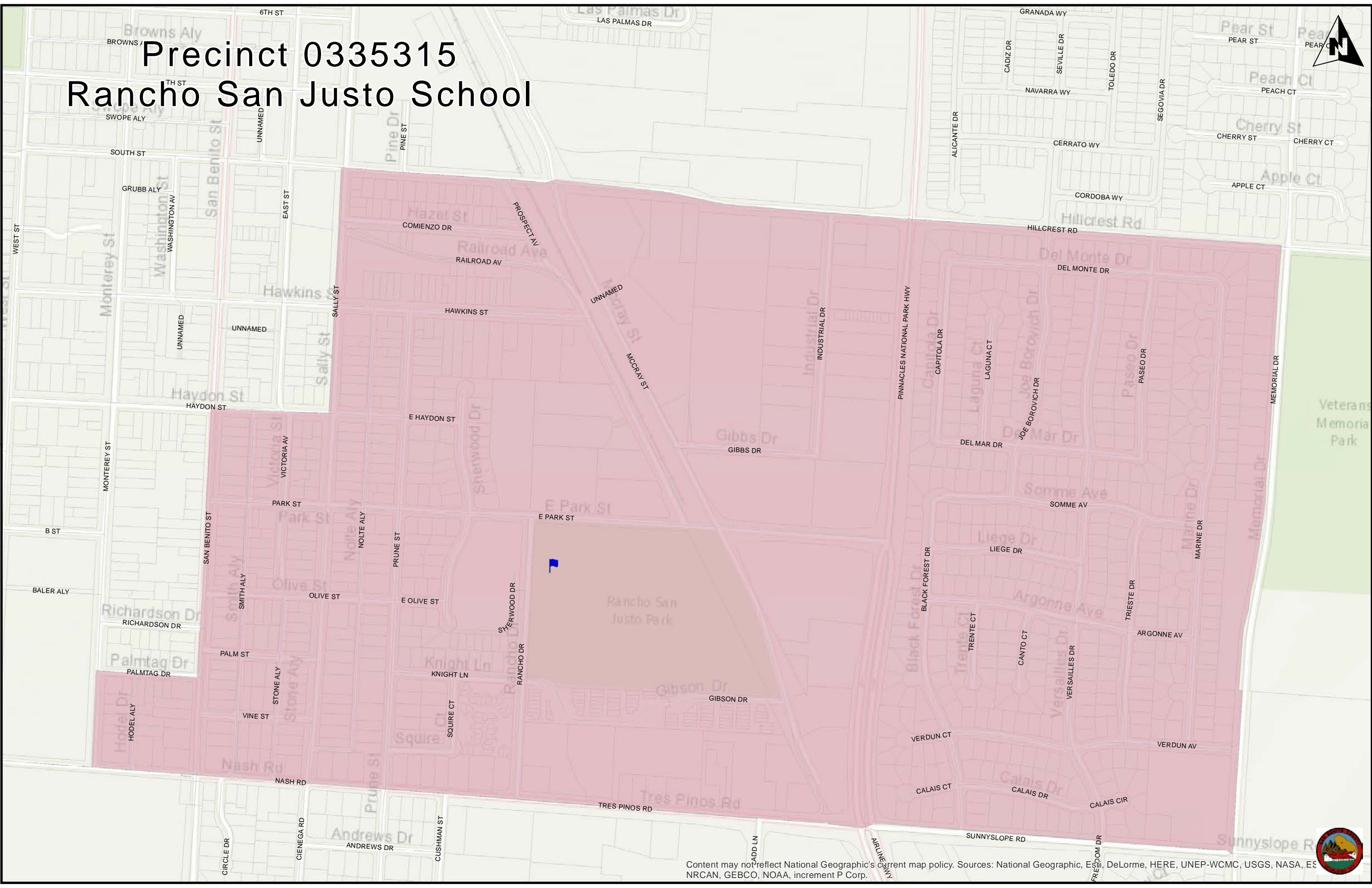


Precinct 0335213 Early Childhood Education Center

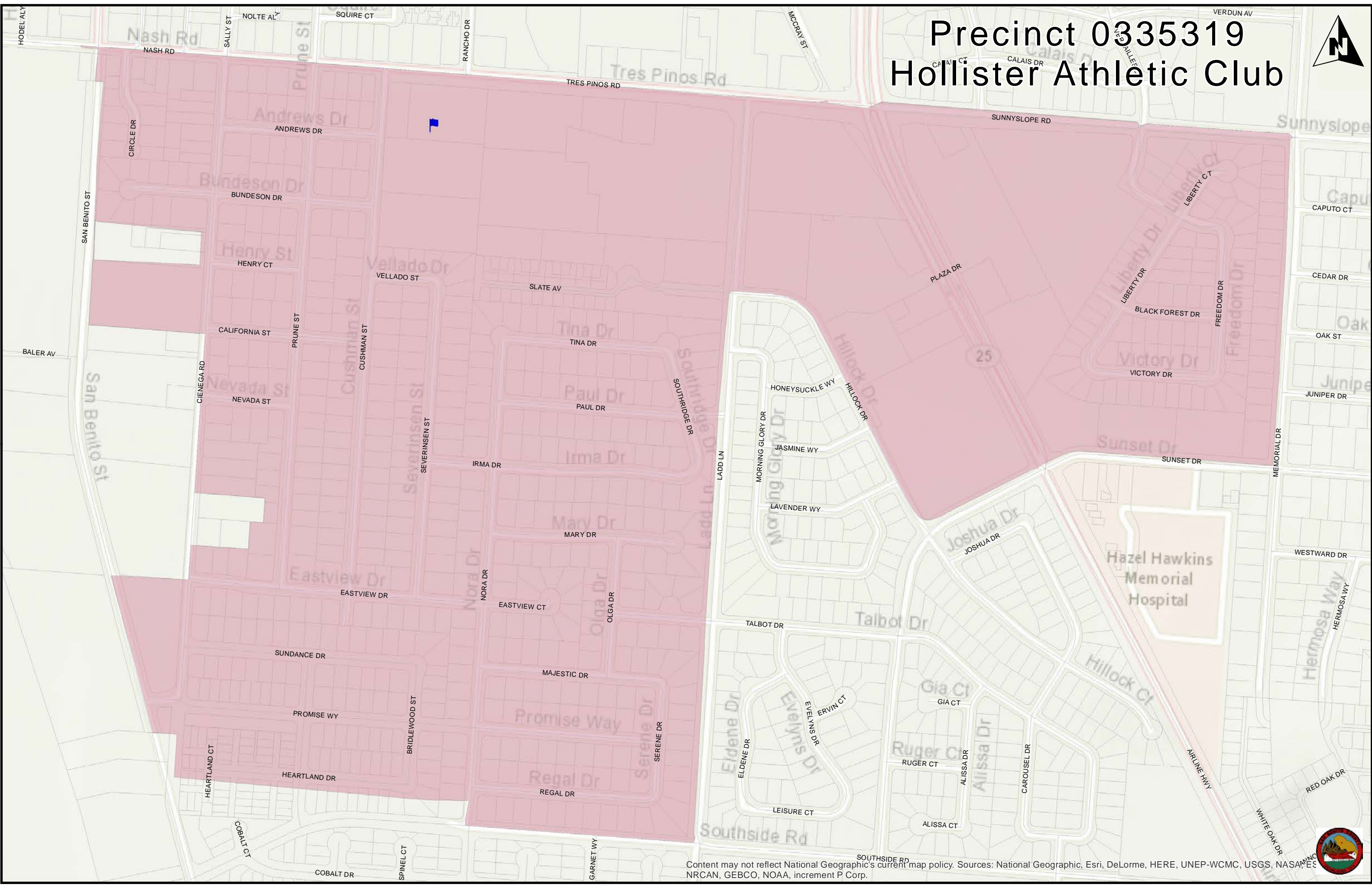


Precinct 0335315

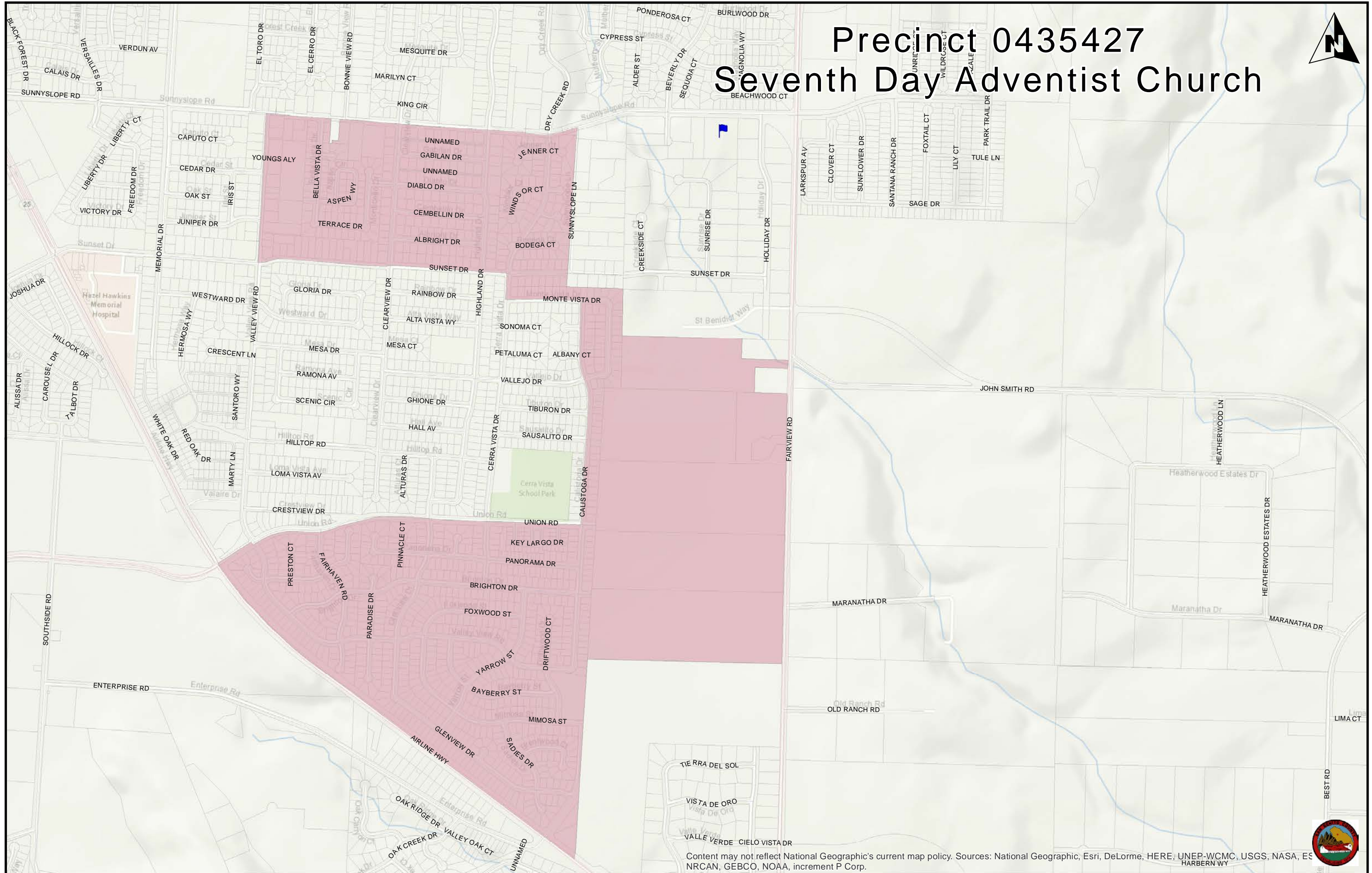
Rancho San Justo School



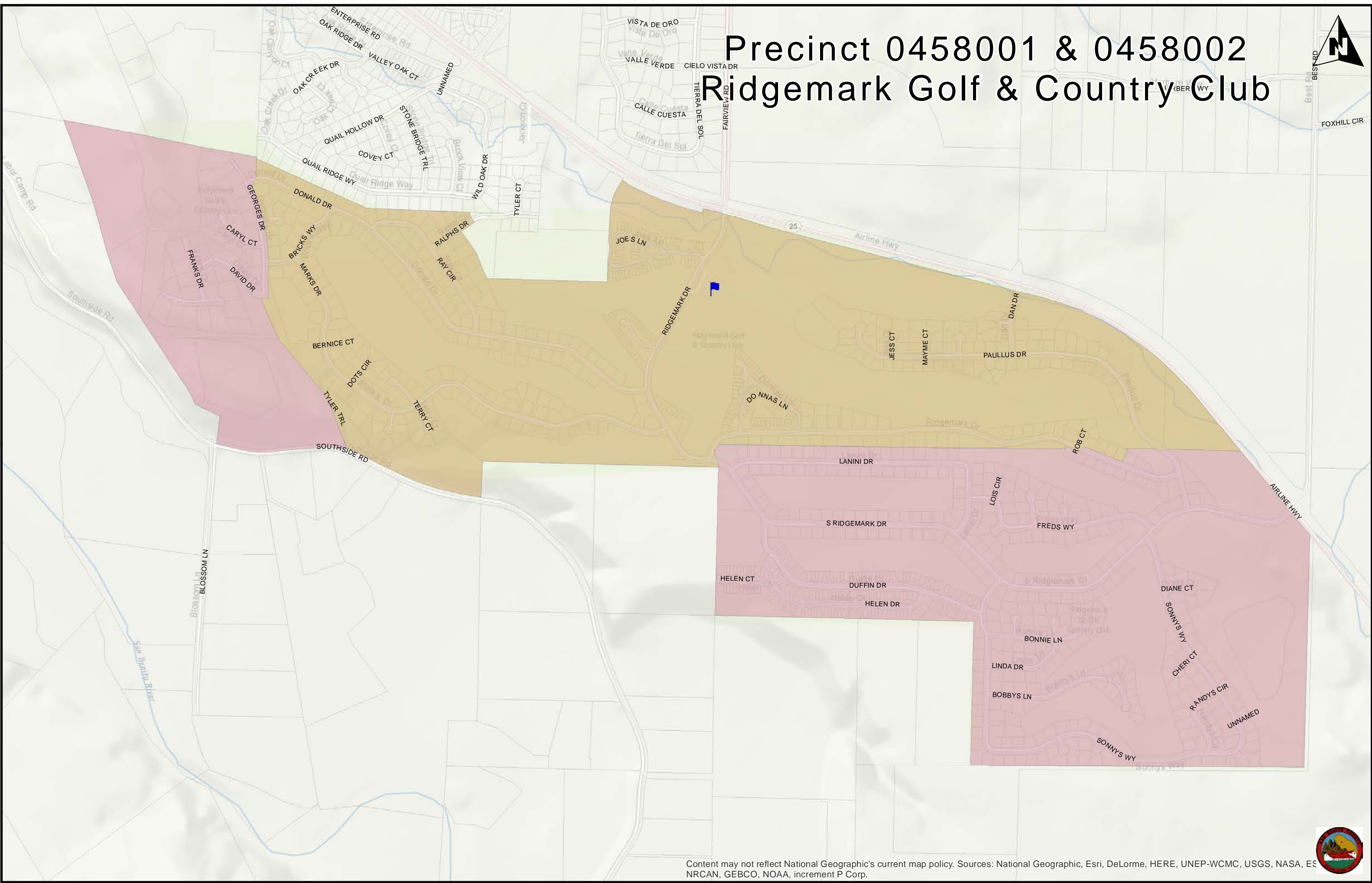
Precinct 0335319 Hollister Athletic Club



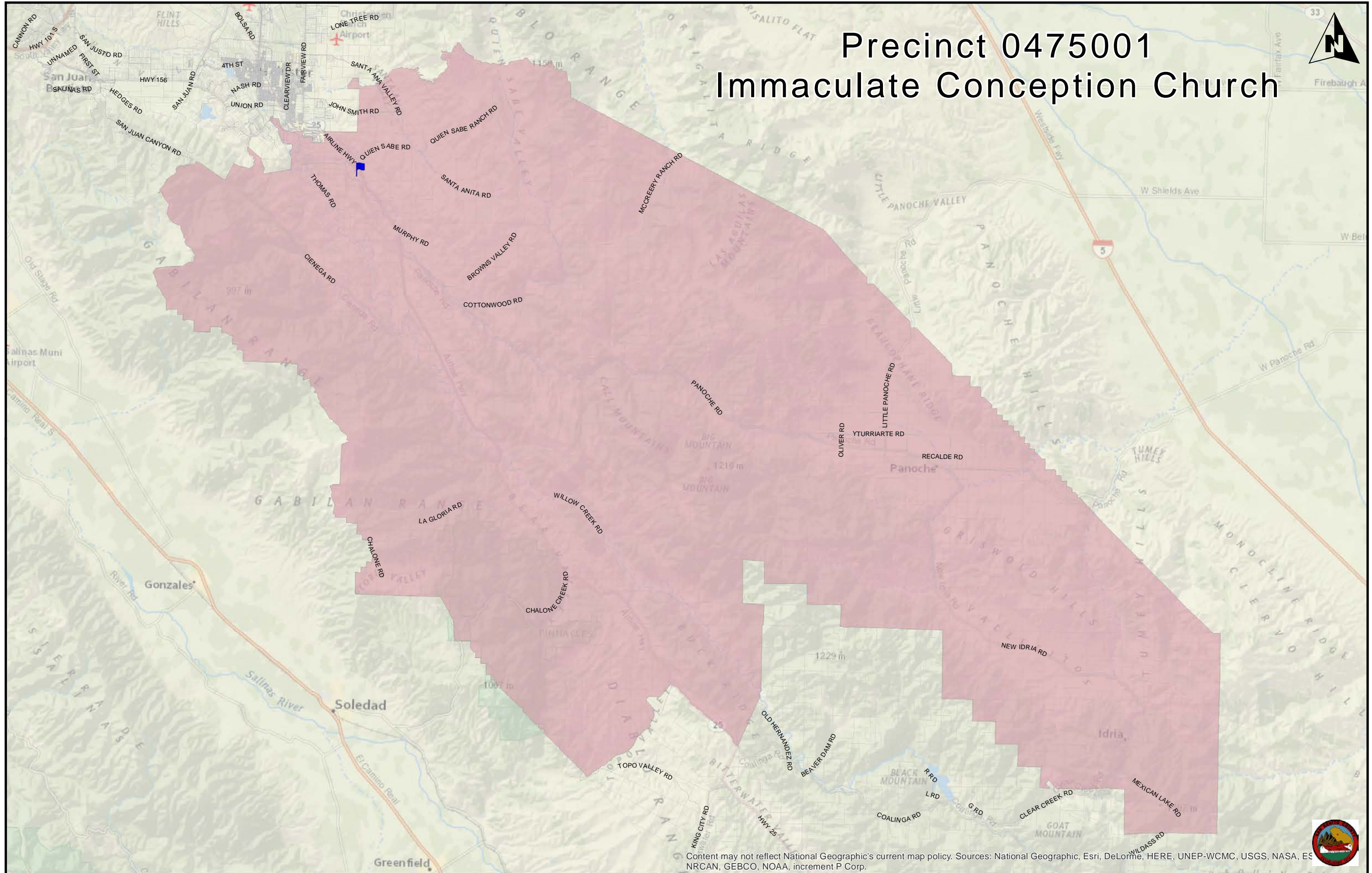
Precinct 0435427 Seventh Day Adventist Church



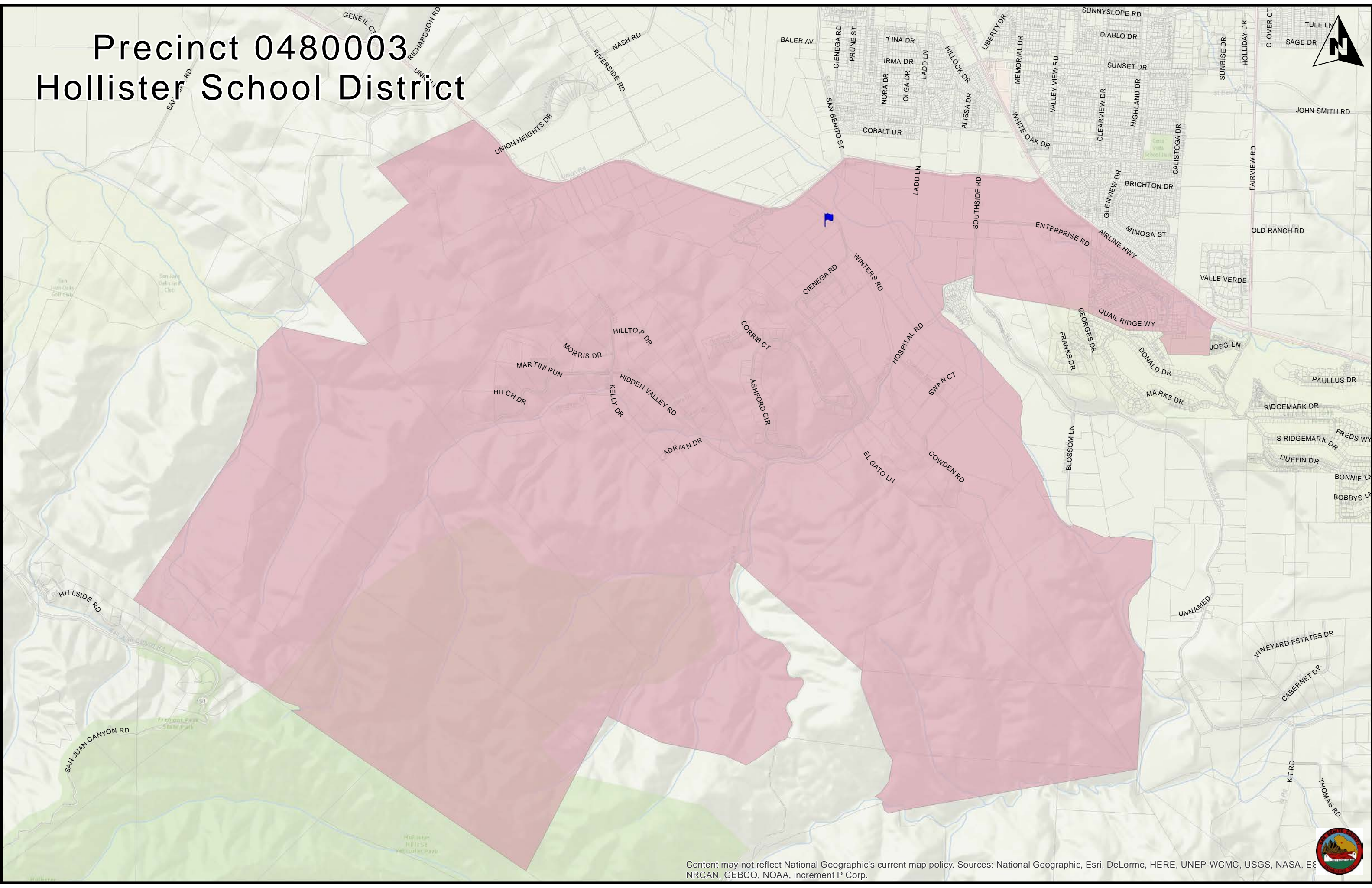
Precinct 0458001 & 0458002 Ridgemark Golf & Country Club



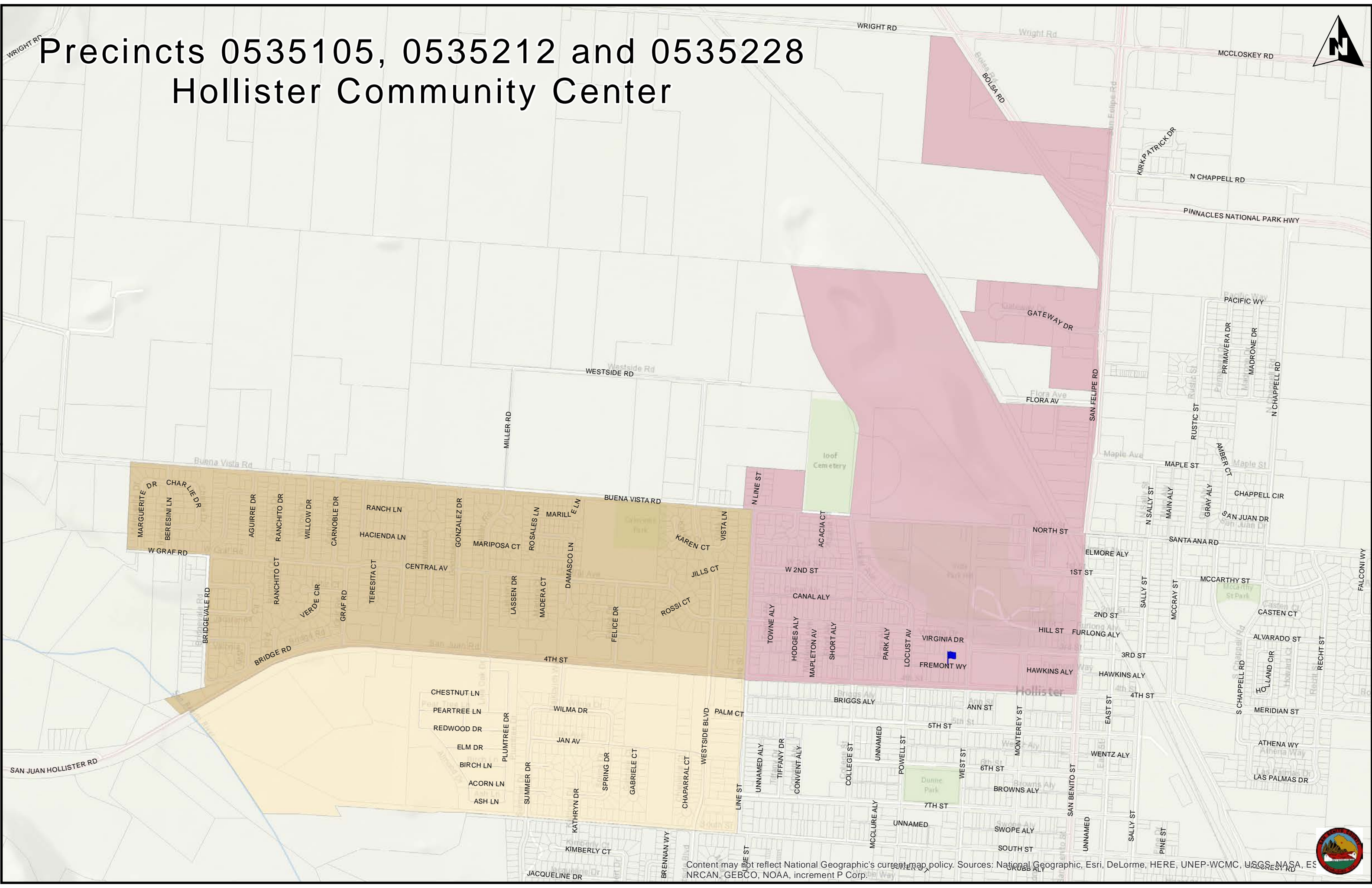
Precinct 0475001 Immaculate Conception Church



Precinct 0480003 Hollister School District



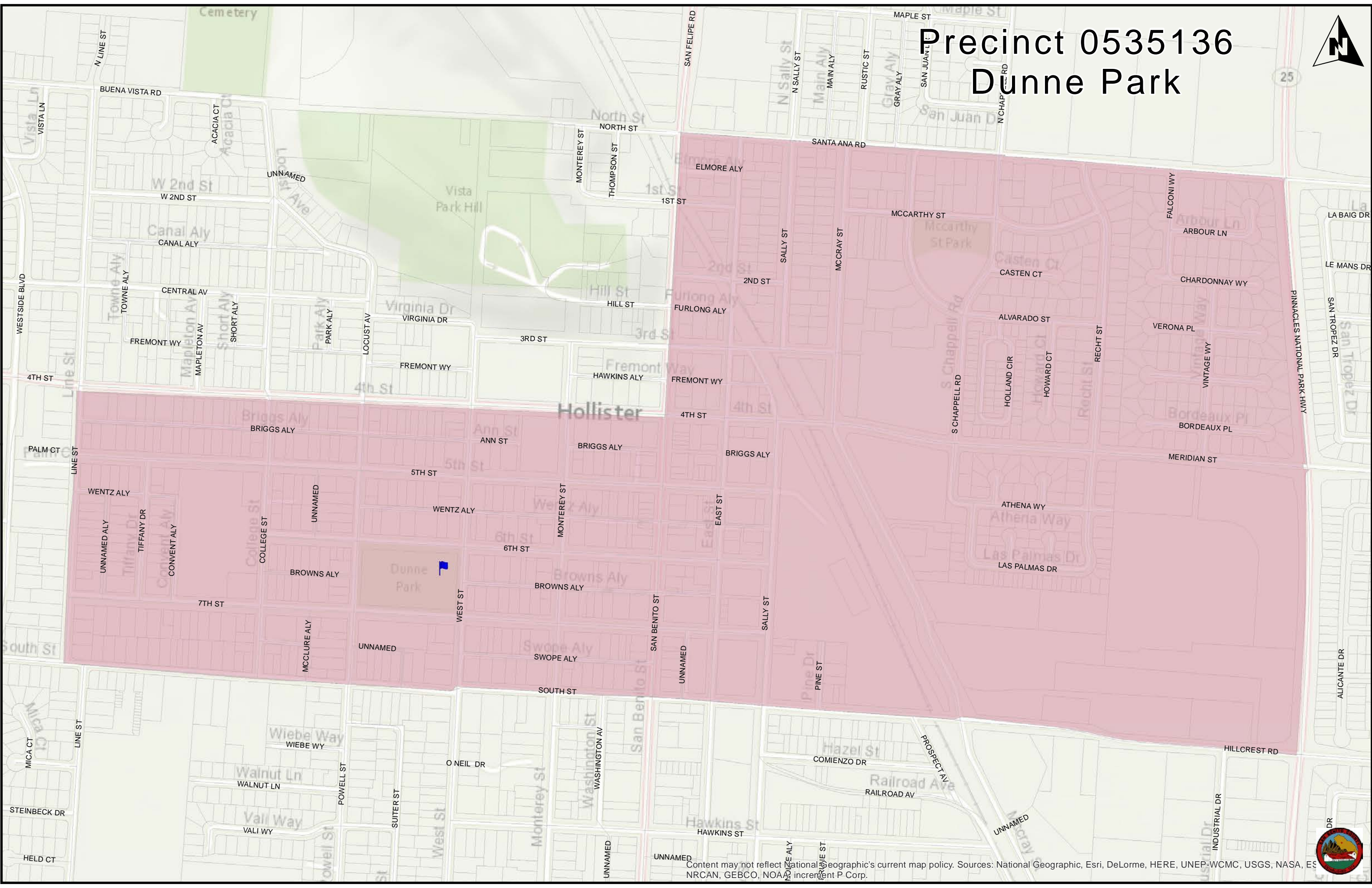
Precincts 0535105, 0535212 and 0535228 Hollister Community Center



Precinct 0535136 Dunne Park



25



SECTION 3:

OFFICIAL CANVASS OF VOTES

**SUMMARY RESULTS - SAN BENITO COUNTY FINAL
STATEMENT OF VOTES CAST (PRECINCT LEVEL RESULTS)**

VISIT OUR WEBSITE FOR ADDITIONAL BREAKDOWNS IN PDF & DOWNLOADABLE EXCEL

[HTTP://SBCVOTE.US/REGISTRAR-OF-VOTERS/STATEMENT-VOTE/](http://SBCVOTE.US/REGISTRAR-OF-VOTERS/STATEMENT-VOTE/)



Appointed (as if Elected) Candidates by Contest

November 6 2018 Statewide General Election - 11/6/2018

All Contests

Appointed Winners Only

All Parties

Winning Candidate	Election Result
704 Fresno Board of Ed. Dist. 4 MARCY MASUMOTO	Appointed Winner
723 SBC Board of Ed. Dist. 3 JOAN CAMPBELL-GARCIA	Appointed Winner
724 SBC Board of Ed. Dist. 4 REB MONACO	Appointed Winner
827 Hartnell CCD TA 7 CANDICE DEPAUW	Appointed Winner
831 West Hills CCD TA 1 NINA D. OXBORROW	Appointed Winner
912 Aromas-SJ SD CASEY NORTON POWERS ANISSA DIZON	Appointed Winner Appointed Winner
1012 San Benito HSD TA 2 MIGUEL SAHAGUN JR	Appointed Winner
1013 San Benito HSD TA 3 STEVE DELAY	Appointed Winner
1014 San Benito HSD TA 4 JUAN ROBLEDO	Appointed Winner
1110 Cienega Union SD Short Term SANDRA BARKER	Appointed Winner
1113 Cienega Union SD PATRICK WIRZ SARA A. STEINER	Appointed Winner Appointed Winner
1133 Jefferson SD DAVID REIKOWSKI TIMOTHY BORLAND LEANN FALSEY	Appointed Winner Appointed Winner Appointed Winner
1143 South Monterey County HSD PAULETTE BUMBALOUGH LESLIE GIRARD PAUL DAKE	Appointed Winner Appointed Winner Appointed Winner
1162 Panoche SD ERIC M. GORDON PAUL LIMBACH	Appointed Winner Appointed Winner
1173 Southside SD MICHAEL RUTH	Appointed Winner
1183 Tres Pinos SD EDWARD SCHMIDT	Appointed Winner
1190 Willow Grove SD / Short Term JOYCE SWETT	Appointed Winner
1192 Willow Grove SD GREGORY GORDON SWETT BRENT SHEPHERD	Appointed Winner Appointed Winner
1423 Aromas Water District JAMES E. LEAP RICHARD SMITH MARCUS DUTRA	Appointed Winner Appointed Winner Appointed Winner
1440 Paiaro Vallev Water Div. D - Short Term ROBERT B. CULBERTSON III	Appointed Winner
1451 San Benito County Water Division 1 JOHN H. TOBIAS	Appointed Winner
1473 Sunnyslope Water JUDI H. JOHNSON	Appointed Winner

Winning Candidate	Election Result
1473 Sunnyslope Water	
MIKE ALCORN	Appointed Winner
ANN C. ROSS	Appointed Winner
1482 Tres Pinos Water	
EDWARD SCHMIDT	Appointed Winner
1493 Aromas Fire Dist.	
GEORGE MORTAN	Appointed Winner

Total Winning Candidates: 36

Summary Results San Benito County Final

Precincts Reported: 51 of 51 (100.00%)

Registered Voters: 20,592 of 30,162 (68.27%)

Cards Cast: 41,116

Governor (Vote for 1)

Precincts Reported: 51 of 51 (100.00%)

	Election Day	Vote by Mail	Early Voting	Total	
Times Cast	3,055	15,031	2,506	20,592 / 30,162	68.27%
Undervotes	79	358	63	500	
Overvotes	0	3	0	3	
Candidate	Election Day	Vote by Mail	Early Voting	Total	
GAVIN NEWSOM	1,674	8,205	1,395	11,274	56.12%
JOHN H. COX	1,302	6,465	1,048	8,815	43.88%
Total Votes	2,976	14,670	2,443	20,089	
	Election Day	Vote by Mail	Early Voting	Total	
Unresolved Write-In	0	0	0	0	

Lieutenant Governor (Vote for 1)

Precincts Reported: 51 of 51 (100.00%)

	Election Day	Vote by Mail	Early Voting	Total	
Times Cast	3,055	15,031	2,506	20,592 / 30,162	68.27%
Undervotes	521	2,732	468	3,721	
Overvotes	4	7	0	11	
Candidate	Election Day	Vote by Mail	Early Voting	Total	
ELENI KOUNALAKIS	1,421	7,144	1,168	9,733	57.73%
ED HERNANDEZ	1,109	5,148	870	7,127	42.27%
Total Votes	2,530	12,292	2,038	16,860	
	Election Day	Vote by Mail	Early Voting	Total	
Unresolved Write-In	0	0	0	0	

Secretary of State (Vote for 1)

Precincts Reported: 51 of 51 (100.00%)

	Election Day	Vote by Mail	Early Voting	Total	
Times Cast	3,055	15,031	2,506	20,592 / 30,162	68.27%
Undervotes	120	583	104	807	
Overvotes	0	0	1	1	
Candidate	Election Day	Vote by Mail	Early Voting	Total	
ALEX PADILLA	1,798	8,701	1,475	11,974	60.52%
MARK P. MEUSER	1,137	5,747	926	7,810	39.48%
Total Votes	2,935	14,448	2,401	19,784	
	Election Day	Vote by Mail	Early Voting	Total	
Unresolved Write-In	0	0	0	0	

Controller (Vote for 1)

Precincts Reported: 51 of 51 (100.00%)

	Election Day	Vote by Mail	Early Voting	Total	
Times Cast	3,055	15,031	2,506	20,592 / 30,162	68.27%
Undervotes	95	463	84	642	
Overvotes	0	0	0	0	

Candidate	Election Day	Vote by Mail	Early Voting	Total	
BETTY T. YEE	1,843	9,140	1,550	12,533	62.82%
KONSTANTINOS RODITIS	1,117	5,428	872	7,417	37.18%
Total Votes	2,960	14,568	2,422	19,950	

	Election Day	Vote by Mail	Early Voting	Total	
Unresolved Write-In	0	0	0	0	

Treasurer (Vote for 1)

Precincts Reported: 51 of 51 (100.00%)

	Election Day	Vote by Mail	Early Voting	Total	
Times Cast	3,055	15,031	2,506	20,592 / 30,162	68.27%
Undervotes	112	542	102	756	
Overvotes	0	1	0	1	

Candidate	Election Day	Vote by Mail	Early Voting	Total	
FIONA MA	1,769	8,713	1,458	11,940	60.20%
GREG CONLON	1,174	5,775	946	7,895	39.80%
Total Votes	2,943	14,488	2,404	19,835	

	Election Day	Vote by Mail	Early Voting	Total	
Unresolved Write-In	0	0	0	0	

Attorney General (Vote for 1)

Precincts Reported: 51 of 51 (100.00%)

	Election Day	Vote by Mail	Early Voting	Total	
Times Cast	3,055	15,031	2,506	20,592 / 30,162	68.27%
Undervotes	104	497	93	694	
Overvotes	0	0	0	0	

Candidate	Election Day	Vote by Mail	Early Voting	Total	
XAVIER BECERRA	1,784	8,546	1,446	11,776	59.18%
STEVEN C BAILEY	1,167	5,988	967	8,122	40.82%
Total Votes	2,951	14,534	2,413	19,898	

	Election Day	Vote by Mail	Early Voting	Total	
Unresolved Write-In	0	0	0	0	

Insurance Commissioner (Vote for 1)

Precincts Reported: 51 of 51 (100.00%)

	Election Day	Vote by Mail	Early Voting	Total	
Times Cast	3,055	15,031	2,506	20,592 / 30,162	68.27%
Undervotes	206	1,003	165	1,374	
Overvotes	0	1	1	2	

Candidate	Election Day	Vote by Mail	Early Voting	Total	
RICARDO LARA	1,533	7,235	1,228	9,996	52.02%
STEVE POIZNER	1,316	6,792	1,112	9,220	47.98%
Total Votes	2,849	14,027	2,340	19,216	

	Election Day	Vote by Mail	Early Voting	Total	
Unresolved Write-In	0	0	0	0	

Member State Board of Equal. District 2 (Vote for 1)

Precincts Reported: 51 of 51 (100.00%)

	Election Day	Vote by Mail	Early Voting	Total	
Times Cast	3,055	15,031	2,506	20,592 / 30,162	68.27%
Undervotes	160	765	143	1,068	
Overvotes	0	0	1	1	

Candidate	Election Day	Vote by Mail	Early Voting	Total	
MALIA COHEN	1,710	8,332	1,400	11,442	58.61%
MARK BURNS	1,185	5,934	962	8,081	41.39%
Total Votes	2,895	14,266	2,362	19,523	

	Election Day	Vote by Mail	Early Voting	Total	
Unresolved Write-In	0	0	0	0	

US Senator (Vote for 1)

Precincts Reported: 51 of 51 (100.00%)

	Election Day	Vote by Mail	Early Voting	Total	
Times Cast	3,055	15,031	2,506	20,592 / 30,162	68.27%
Undervotes	381	1,901	317	2,599	
Overvotes	3	9	3	15	

Candidate	Election Day	Vote by Mail	Early Voting	Total	
KEVIN DE LEON	1,372	6,887	1,112	9,371	52.12%
DIANNE FEINSTEIN	1,299	6,234	1,074	8,607	47.88%
Total Votes	2,671	13,121	2,186	17,978	

	Election Day	Vote by Mail	Early Voting	Total	
Unresolved Write-In	0	0	0	0	

US Congress District 20 (Vote for 1)

Precincts Reported: 51 of 51 (100.00%)

	Election Day	Vote by Mail	Early Voting	Total	
Times Cast	3,055	15,031	2,506	20,592 / 30,162	68.27%
Undervotes	169	785	137	1,091	
Overvotes	0	2	0	2	

Candidate	Election Day	Vote by Mail	Early Voting	Total	
JIMMY PANETTA	2,045	10,217	1,712	13,974	71.67%
RONALD PAUL KABAT	841	4,027	657	5,525	28.33%
Total Votes	2,886	14,244	2,369	19,499	

	Election Day	Vote by Mail	Early Voting	Total	
Unresolved Write-In	0	0	0	0	

State Senator District 12 (Vote for 1)

Precincts Reported: 51 of 51 (100.00%)

	Election Day	Vote by Mail	Early Voting	Total	
Times Cast	3,055	15,031	2,506	20,592 / 30,162	68.27%
Undervotes	82	398	74	554	
Overvotes	0	2	0	2	

Candidate	Election Day	Vote by Mail	Early Voting	Total	
ANNA CABALLERO	1,644	8,029	1,334	11,007	54.94%
ROB POYTHRESS	1,329	6,602	1,098	9,029	45.06%
Total Votes	2,973	14,631	2,432	20,036	

	Election Day	Vote by Mail	Early Voting	Total	
Unresolved Write-In	0	0	0	0	

Member of the State Assembly District 30 (Vote for 1)

Precincts Reported: 51 of 51 (100.00%)

	Election Day	Vote by Mail	Early Voting	Total	
Times Cast	3,055	15,031	2,506	20,592 / 30,162	68.27%
Undervotes	92	409	74	575	
Overvotes	0	2	0	2	

Candidate	Election Day	Vote by Mail	Early Voting	Total	
ROBERT RIVAS	1,854	9,067	1,529	12,450	62.20%
NEIL G. KITCHENS	1,109	5,553	903	7,565	37.80%
Total Votes	2,963	14,620	2,432	20,015	

	Election Day	Vote by Mail	Early Voting	Total	
Unresolved Write-In	0	0	0	0	

Associate Justice of the Supreme Court - CORRIGAN (Vote for 1)

Precincts Reported: 51 of 51 (100.00%)

	Election Day	Vote by Mail	Early Voting	Total	
Times Cast	3,055	15,031	2,506	20,592 / 30,162	68.27%
Undervotes	669	3,269	572	4,510	
Overvotes	0	4	1	5	
Candidate	Election Day	Vote by Mail	Early Voting	Total	
YES	1,696	8,321	1,360	11,377	70.77%
NO	690	3,437	573	4,700	29.23%
Total Votes	2,386	11,758	1,933	16,077	
	Election Day	Vote by Mail	Early Voting	Total	
Unresolved Write-In	0	0	0	0	

Associate Justice of the Supreme Court - KRUGER (Vote for 1)

Precincts Reported: 51 of 51 (100.00%)

	Election Day	Vote by Mail	Early Voting	Total	
Times Cast	3,055	15,031	2,506	20,592 / 30,162	68.27%
Undervotes	720	3,392	599	4,711	
Overvotes	1	2	0	3	
Candidate	Election Day	Vote by Mail	Early Voting	Total	
YES	1,600	8,309	1,329	11,238	70.78%
NO	734	3,328	578	4,640	29.22%
Total Votes	2,334	11,637	1,907	15,878	
	Election Day	Vote by Mail	Early Voting	Total	
Unresolved Write-In	0	0	0	0	

PJ, Court of Appeal 6th Appellate District - GREENWOOD (Vote for 1)

Precincts Reported: 51 of 51 (100.00%)

	Election Day	Vote by Mail	Early Voting	Total	
Times Cast	3,055	15,031	2,506	20,592 / 30,162	68.27%
Undervotes	735	3,621	601	4,957	
Overvotes	0	3	0	3	
Candidate	Election Day	Vote by Mail	Early Voting	Total	
YES	1,693	8,531	1,406	11,630	74.40%
NO	627	2,876	499	4,002	25.60%
Total Votes	2,320	11,407	1,905	15,632	
	Election Day	Vote by Mail	Early Voting	Total	
Unresolved Write-In	0	0	0	0	

AJ, Court of Appeal 6th Appellate District - DANNER (Vote for 1)

Precincts Reported: 51 of 51 (100.00%)

	Election Day	Vote by Mail	Early Voting	Total	
Times Cast	3,055	15,031	2,506	20,592 / 30,162	68.27%
Undervotes	776	3,755	630	5,161	
Overvotes	0	3	0	3	

Candidate	Election Day	Vote by Mail	Early Voting	Total	
YES	1,577	8,148	1,324	11,049	71.62%
NO	702	3,125	552	4,379	28.38%
Total Votes	2,279	11,273	1,876	15,428	

	Election Day	Vote by Mail	Early Voting	Total	
Unresolved Write-In	0	0	0	0	

AJ, Court of Appeal 6th Appellate District - MIHARA (Vote for 1)

Precincts Reported: 51 of 51 (100.00%)

	Election Day	Vote by Mail	Early Voting	Total	
Times Cast	3,055	15,031	2,506	20,592 / 30,162	68.27%
Undervotes	839	3,960	670	5,469	
Overvotes	0	2	0	2	

Candidate	Election Day	Vote by Mail	Early Voting	Total	
YES	1,505	7,670	1,259	10,434	69.00%
NO	711	3,399	577	4,687	31.00%
Total Votes	2,216	11,069	1,836	15,121	

	Election Day	Vote by Mail	Early Voting	Total	
Unresolved Write-In	0	0	0	0	

Superior Court Judge No. 2 (Vote for 1)

Precincts Reported: 51 of 51 (100.00%)

	Election Day	Vote by Mail	Early Voting	Total	
Times Cast	3,055	15,031	2,506	20,592 / 30,162	68.27%
Undervotes	398	1,632	276	2,306	
Overvotes	2	10	0	12	

Candidate	Election Day	Vote by Mail	Early Voting	Total	
JOSE "OMAR" RODRIGUEZ	1,568	7,629	1,274	10,471	57.30%
GREGORY MICHAEL LAFORGE	1,087	5,760	956	7,803	42.70%
Write-in	0	0	0	0	0.00%
Total Votes	2,655	13,389	2,230	18,274	

	Election Day	Vote by Mail	Early Voting	Total	
Unresolved Write-In	0	0	0	0	

State Superintendent of Public Instruction (Vote for 1)

Precincts Reported: 51 of 51 (100.00%)

	Election Day	Vote by Mail	Early Voting	Total	
Times Cast	3,055	15,031	2,506	20,592 / 30,162	68.27%
Undervotes	455	2,225	397	3,077	
Overvotes	2	7	0	9	

Candidate	Election Day	Vote by Mail	Early Voting	Total	
MARSHALL TUCK	1,372	6,826	1,089	9,287	53.05%
TONY K. THURMOND	1,226	5,973	1,020	8,219	46.95%
Write-in	0	0	0	0	0.00%
Total Votes	2,598	12,799	2,109	17,506	

	Election Day	Vote by Mail	Early Voting	Total	
Unresolved Write-In	0	0	0	0	

Gavilan Jt. CCD - Board Member - TA 5 (Vote for 1)

Precincts Reported: 15 of 15 (100.00%)

	Election Day	Vote by Mail	Early Voting	Total	
Times Cast	1,248	5,955	1,071	8,274 / 12,654	65.39%
Undervotes	215	987	173	1,375	
Overvotes	1	2	0	3	

Candidate	Election Day	Vote by Mail	Early Voting	Total	
JEANIE WALLACE	592	3,051	552	4,195	60.83%
RICHARD A. PEREZ SR	440	1,915	346	2,701	39.17%
Write-in	0	0	0	0	0.00%
Total Votes	1,032	4,966	898	6,896	

	Election Day	Vote by Mail	Early Voting	Total	
Unresolved Write-In	0	0	0	0	

Gavilan Jt. CCD - Board Member - TA 7 (Vote for 1)

Precincts Reported: 24 of 24 (100.00%)

	Election Day	Vote by Mail	Early Voting	Total	
Times Cast	1,487	7,502	1,238	10,227 / 14,217	71.94%
Undervotes	388	1,778	304	2,470	
Overvotes	1	6	1	8	

Candidate	Election Day	Vote by Mail	Early Voting	Total	
IRMA C GONZALEZ	504	2,541	436	3,481	44.92%
MICHAEL ALCORN	389	2,333	358	3,080	39.75%
JASON HOPKINS	205	844	139	1,188	15.33%
Write-in	0	0	0	0	0.00%
Total Votes	1,098	5,718	933	7,749	

	Election Day	Vote by Mail	Early Voting	Total	
Unresolved Write-In	0	0	0	0	

Coalinga-Huron SD - Board Member - TA 2 (Vote for 1)

Precincts Reported: 1 of 1 (100.00%)

	Election Day	Vote by Mail	Early Voting	Total	
Times Cast	0	1	0	1 / 1	100.00%
Undervotes	0	1	0	1	
Overvotes	0	0	0	0	

Candidate	Election Day	Vote by Mail	Early Voting	Total	
CARROLL CANADA	0	0	0	0	N/A
RAMON ZUBIRI	0	0	0	0	N/A
JOHNY A. ALBRECHT	0	0	0	0	N/A
Write-in	0	0	0	0	N/A
Total Votes	0	0	0	0	

	Election Day	Vote by Mail	Early Voting	Total	
Unresolved Write-In	0	0	0	0	

Hollister SD - Board Member (Vote for 3)

Precincts Reported: 34 of 34 (100.00%)

	Election Day	Vote by Mail	Early Voting	Total	
Times Cast	2,110	11,108	1,811	15,029 / 22,565	66.60%
Undervotes	2,560	12,610	1,991	17,161	
Overvotes	6	36	15	57	

Candidate	Election Day	Vote by Mail	Early Voting	Total	
CARLA TORRES-DELUNA	918	4,919	815	6,652	23.87%
STEPHEN KAIN	714	4,105	700	5,519	19.80%
JAN GRIST	704	3,748	669	5,121	18.38%
PATRICIA (PAT) MOORE	661	3,546	553	4,760	17.08%
ROXANNE STEPHENS	360	2,248	352	2,960	10.62%
BRANDE BARRETT	407	2,112	338	2,857	10.25%
Write-in	0	0	0	0	0.00%
Total Votes	3,764	20,678	3,427	27,869	

	Election Day	Vote by Mail	Early Voting	Total	
Unresolved Write-In	0	0	0	0	

North Co Jt SD - Board Member (Vote for 2)

Precincts Reported: 7 of 7 (100.00%)

	Election Day	Vote by Mail	Early Voting	Total	
Times Cast	200	1,038	112	1,350 / 1,915 70.50%	
Undervotes	164	669	74	907	
Overvotes	2	0	0	2	

Candidate	Election Day	Vote by Mail	Early Voting	Total	
CINDY KING	96	590	68	754	42.10%
TED BRIAN ZANELLA	83	539	52	674	37.63%
EDUARDO NAVARRO	55	278	30	363	20.27%
Write-in	0	0	0	0	0.00%
Total Votes	234	1,407	150	1,791	

	Election Day	Vote by Mail	Early Voting	Total	
Unresolved Write-In	0	0	0	0	

County Supervisor District 3 (Vote for 1)

Precincts Reported: 8 of 8 (100.00%)

	Election Day	Vote by Mail	Early Voting	Total	
Times Cast	525	2,760	428	3,713 / 5,619 66.08%	
Undervotes	80	311	55	446	
Overvotes	0	0	0	0	

Candidate	Election Day	Vote by Mail	Early Voting	Total	
PETER D. HERNANDEZ, JR	253	1,351	219	1,823	55.80%
PATRICIA LOE	192	1,098	154	1,444	44.20%
Write-in	0	0	0	0	0.00%
Total Votes	445	2,449	373	3,267	

	Election Day	Vote by Mail	Early Voting	Total	
Unresolved Write-In	0	0	0	0	

County Supervisor District 4 (Vote for 1)

Precincts Reported: 10 of 10 (100.00%)

	Election Day	Vote by Mail	Early Voting	Total	
Times Cast	672	3,663	707	5,042 / 6,911 72.96%	
Undervotes	64	315	59	438	
Overvotes	0	0	0	0	

Candidate	Election Day	Vote by Mail	Early Voting	Total	
JIM GILLIO	445	2,481	466	3,392	73.68%
JERRY MUENZER	163	867	182	1,212	26.32%
Write-in	0	0	0	0	0.00%
Total Votes	608	3,348	648	4,604	

	Election Day	Vote by Mail	Early Voting	Total	
Unresolved Write-In	0	0	0	0	

City of Hollister - Mayor (Vote for 1)

Precincts Reported: 23 of 23 (100.00%)

	Election Day	Vote by Mail	Early Voting	Total	
Times Cast	1,738	8,478	1,488	11,704 / 18,034 64.90%	
Undervotes	146	599	120	865	
Overvotes	3	6	0	9	

Candidate	Election Day	Vote by Mail	Early Voting	Total	
IGNACIO VELAZQUEZ	875	4,157	753	5,785	53.42%
GORDON A. MACHADO	476	2,576	406	3,458	31.93%
KEITH D SNOW	238	1,140	209	1,587	14.65%
Write-in	0	0	0	0	0.00%
Total Votes	1,589	7,873	1,368	10,830	

	Election Day	Vote by Mail	Early Voting	Total	
Unresolved Write-In	0	0	0	0	

City of Hollister - Member City Council District 2 (Vote for 1)

Precincts Reported: 5 of 5 (100.00%)

	Election Day	Vote by Mail	Early Voting	Total	
Times Cast	331	1,826	270	2,427 / 4,002 60.64%	
Undervotes	39	160	25	224	
Overvotes	0	0	0	0	

Candidate	Election Day	Vote by Mail	Early Voting	Total	
ROLAN RESENDIZ	192	1,104	156	1,452	65.91%
MICKIE SOLORIO LUNA	100	562	89	751	34.09%
Write-in	0	0	0	0	0.00%
Total Votes	292	1,666	245	2,203	

	Election Day	Vote by Mail	Early Voting	Total	
Unresolved Write-In	0	0	0	0	

City of Hollister - Member City Council District 3 (Vote for 1)

Precincts Reported: 6 of 6 (100.00%)

	Election Day	Vote by Mail	Early Voting	Total	
Times Cast	493	2,305	423	3,221 / 4,796 67.16%	
Undervotes	76	289	45	410	
Overvotes	0	1	0	1	

Candidate	Election Day	Vote by Mail	Early Voting	Total	
HONOR SPENCER	168	926	168	1,262	44.91%
ELIA SALINAS	137	639	117	893	31.78%
RAUL ESCARENO	112	450	93	655	23.31%
Write-in	0	0	0	0	0.00%
Total Votes	417	2,015	378	2,810	

	Election Day	Vote by Mail	Early Voting	Total	
Unresolved Write-In	0	0	0	0	

City of Hollister - Member City Council District 4 - Short Term (Vote for 1)

Precincts Reported: 4 of 4 (100.00%)

	Election Day	Vote by Mail	Early Voting	Total	
Times Cast	551	2,361	500	3,412 / 4,917 69.39%	
Undervotes	105	311	74	490	
Overvotes	0	0	0	0	
Candidate	Election Day	Vote by Mail	Early Voting	Total	
MARTY RICHMAN	268	1,207	256	1,731 59.24%	
SALVADOR MORA	178	843	170	1,191 40.76%	
Write-in	0	0	0	0 0.00%	
Total Votes	446	2,050	426	2,922	
	Election Day	Vote by Mail	Early Voting	Total	
Unresolved Write-In	0	0	0	0	

City of Hollister - City Treasurer (Vote for 1)

Precincts Reported: 23 of 23 (100.00%)

	Election Day	Vote by Mail	Early Voting	Total	
Times Cast	1,738	8,478	1,488	11,704 / 18,034 64.90%	
Undervotes	468	2,210	386	3,064	
Overvotes	0	0	0	0	
Candidate	Election Day	Vote by Mail	Early Voting	Total	
ANIETRA GOMEZ	1,270	6,268	1,102	8,640 100.00%	
Write-in	0	0	0	0 0.00%	
Total Votes	1,270	6,268	1,102	8,640	
	Election Day	Vote by Mail	Early Voting	Total	
Unresolved Write-In	0	0	0	0	

City of San Juan Bautista - Member City Council (Vote for 3)

Precincts Reported: 1 of 1 (100.00%)

	Election Day	Vote by Mail	Early Voting	Total	
Times Cast	191	449	80	720 / 1,022 70.45%	
Undervotes	214	417	77	708	
Overvotes	0	0	0	0	
Candidate	Election Day	Vote by Mail	Early Voting	Total	
CESAR E. FLORES	100	242	46	388 26.72%	
LESLIE Q JORDAN	80	233	36	349 24.04%	
MARY VAZQUEZ EDGE	68	195	46	309 21.28%	
HAROLD FURTADO GOMES	72	173	18	263 18.11%	
Write-in	39	87	17	143 9.85%	
Total Votes	359	930	163	1,452	
	Election Day	Vote by Mail	Early Voting	Total	
JACQUELINE T. MORRIS-LOPEZ	WRITE-IN	33	81	131 9.02%	
MAGGIE BILICH	WRITE-IN	6	6	12 0.83%	
Unresolved Write-In	0	0	0	0	

City of San Juan Bautista - City Clerk Short Term (Vote for 1)

Precincts Reported: 1 of 1 (100.00%)

	Election Day	Vote by Mail	Early Voting	Total	
Times Cast	191	449	80	720 / 1,022 70.45%	
Undervotes	65	145	31	241	
Overvotes	0	0	0	0	
Candidate	Election Day	Vote by Mail	Early Voting	Total	
LAURA CENT	126	304	49	479 100.00%	
Write-in	0	0	0	0 0.00%	
Total Votes	126	304	49	479	
	Election Day	Vote by Mail	Early Voting	Total	
Unresolved Write-In	0	0	0	0	

San Benito County Water Division 4 (Vote for 1)

Precincts Reported: 10 of 10 (100.00%)

	Election Day	Vote by Mail	Early Voting	Total	
Times Cast	672	3,663	707	5,042 / 6,911 72.96%	
Undervotes	103	513	81	697	
Overvotes	0	0	0	0	
Candidate	Election Day	Vote by Mail	Early Voting	Total	
DOUG WILLIAMS	382	2,120	427	2,929 67.41%	
ROBERT GILCHRIST HUENEMANN	187	1,030	199	1,416 32.59%	
Write-in	0	0	0	0 0.00%	
Total Votes	569	3,150	626	4,345	
	Election Day	Vote by Mail	Early Voting	Total	
Unresolved Write-In	0	0	0	0	

San Benito Health Care Zone 2 (Vote for 1)

Precincts Reported: 11 of 11 (100.00%)

	Election Day	Vote by Mail	Early Voting	Total	
Times Cast	658	3,048	426	4,132 / 5,902 70.01%	
Undervotes	120	458	66	644	
Overvotes	0	8	4	12	
Candidate	Election Day	Vote by Mail	Early Voting	Total	
JOSIE F. SANCHEZ	219	1,045	151	1,415 40.71%	
FRANK BARRAGAN	172	846	104	1,122 32.28%	
ROSS BLASINGAME	147	691	101	939 27.01%	
Write-in	0	0	0	0 0.00%	
Total Votes	538	2,582	356	3,476	
	Election Day	Vote by Mail	Early Voting	Total	
Unresolved Write-In	0	0	0	0	

San Benito Health Care Zone 4 (Vote for 1)

Precincts Reported: 8 of 8 (100.00%)

	Election Day	Vote by Mail	Early Voting	Total	
Times Cast	672	3,604	707	4,983 / 6,837 72.88%	
Undervotes	85	414	84	583	
Overvotes	1	3	0	4	

Candidate	Election Day	Vote by Mail	Early Voting	Total	
MARY CASILLAS	371	1,976	383	2,730	62.10%
JASON NOBLE	147	821	168	1,136	25.84%
DON WINN	45	277	52	374	8.51%
ANN CHRISTIN ROSS	23	113	20	156	3.55%
Write-in	0	0	0	0	0.00%
Total Votes	586	3,187	623	4,396	

	Election Day	Vote by Mail	Early Voting	Total	
Unresolved Write-In	0	0	0	0	

Proposition 1 (Vote for 1)

Precincts Reported: 51 of 51 (100.00%)

	Election Day	Vote by Mail	Early Voting	Total	
Times Cast	3,056	14,980	2,489	20,525 / 30,162 68.05%	
Undervotes	115	542	105	762	
Overvotes	0	11	1	12	

Candidate	Election Day	Vote by Mail	Early Voting	Total	
NO	1,481	7,554	1,241	10,276	52.03%
YES	1,460	6,873	1,142	9,475	47.97%
Total Votes	2,941	14,427	2,383	19,751	

	Election Day	Vote by Mail	Early Voting	Total	
Unresolved Write-In	0	0	0	0	

Proposition 2 (Vote for 1)

Precincts Reported: 51 of 51 (100.00%)

	Election Day	Vote by Mail	Early Voting	Total	
Times Cast	3,056	14,980	2,489	20,525 / 30,162 68.05%	
Undervotes	118	537	104	759	
Overvotes	0	10	0	10	

Candidate	Election Day	Vote by Mail	Early Voting	Total	
YES	1,671	7,853	1,334	10,858	54.96%
NO	1,267	6,580	1,051	8,898	45.04%
Total Votes	2,938	14,433	2,385	19,756	

	Election Day	Vote by Mail	Early Voting	Total	
Unresolved Write-In	0	0	0	0	

Proposition 3 (Vote for 1)

Precincts Reported: 51 of 51 (100.00%)

	Election Day	Vote by Mail	Early Voting	Total	
Times Cast	3,056	14,980	2,488	20,524 / 30,162	68.05%
Undervotes	144	658	137	939	
Overvotes	1	5	0	6	

Candidate	Election Day	Vote by Mail	Early Voting	Total	
YES	1,538	7,221	1,225	9,984	50.99%
NO	1,373	7,096	1,126	9,595	49.01%
Total Votes	2,911	14,317	2,351	19,579	

	Election Day	Vote by Mail	Early Voting	Total	
Unresolved Write-In	0	0	0	0	

Proposition 4 (Vote for 1)

Precincts Reported: 51 of 51 (100.00%)

	Election Day	Vote by Mail	Early Voting	Total	
Times Cast	3,056	14,980	2,488	20,524 / 30,162	68.05%
Undervotes	153	662	123	938	
Overvotes	1	6	1	8	

Candidate	Election Day	Vote by Mail	Early Voting	Total	
YES	1,784	8,206	1,359	11,349	57.97%
NO	1,118	6,106	1,005	8,229	42.03%
Total Votes	2,902	14,312	2,364	19,578	

	Election Day	Vote by Mail	Early Voting	Total	
Unresolved Write-In	0	0	0	0	

Proposition 5 (Vote for 1)

Precincts Reported: 51 of 51 (100.00%)

	Election Day	Vote by Mail	Early Voting	Total	
Times Cast	3,056	14,980	2,488	20,524 / 30,162	68.05%
Undervotes	156	742	141	1,039	
Overvotes	1	15	1	17	

Candidate	Election Day	Vote by Mail	Early Voting	Total	
NO	1,700	8,319	1,353	11,372	58.41%
YES	1,199	5,904	993	8,096	41.59%
Total Votes	2,899	14,223	2,346	19,468	

	Election Day	Vote by Mail	Early Voting	Total	
Unresolved Write-In	0	0	0	0	

Proposition 6 (Vote for 1)

Precincts Reported: 51 of 51 (100.00%)

	Election Day	Vote by Mail	Early Voting	Total	
Times Cast	3,056	14,980	2,488	20,524 / 30,162	68.05%
Undervotes	105	489	82	676	
Overvotes	1	25	1	27	

Candidate	Election Day	Vote by Mail	Early Voting	Total	
NO	1,680	8,121	1,362	11,163	56.32%
YES	1,270	6,345	1,043	8,658	43.68%
Total Votes	2,950	14,466	2,405	19,821	

	Election Day	Vote by Mail	Early Voting	Total	
Unresolved Write-In	0	0	0	0	

Proposition 7 (Vote for 1)

Precincts Reported: 51 of 51 (100.00%)

	Election Day	Vote by Mail	Early Voting	Total	
Times Cast	3,056	14,980	2,488	20,524 / 30,162	68.05%
Undervotes	121	566	117	804	
Overvotes	1	8	1	10	

Candidate	Election Day	Vote by Mail	Early Voting	Total	
YES	1,515	8,149	1,252	10,916	55.38%
NO	1,419	6,257	1,118	8,794	44.62%
Total Votes	2,934	14,406	2,370	19,710	

	Election Day	Vote by Mail	Early Voting	Total	
Unresolved Write-In	0	0	0	0	

Proposition 8 (Vote for 1)

Precincts Reported: 51 of 51 (100.00%)

	Election Day	Vote by Mail	Early Voting	Total	
Times Cast	3,056	14,980	2,488	20,524 / 30,162	68.05%
Undervotes	138	628	115	881	
Overvotes	0	20	4	24	

Candidate	Election Day	Vote by Mail	Early Voting	Total	
NO	1,841	8,986	1,524	12,351	62.95%
YES	1,077	5,346	845	7,268	37.05%
Total Votes	2,918	14,332	2,369	19,619	

	Election Day	Vote by Mail	Early Voting	Total	
Unresolved Write-In	0	0	0	0	

Proposition 10 (Vote for 1)

Precincts Reported: 51 of 51 (100.00%)

	Election Day	Vote by Mail	Early Voting	Total	
Times Cast	3,056	14,980	2,488	20,524 / 30,162	68.05%
Undervotes	112	547	113	772	
Overvotes	1	11	1	13	

Candidate	Election Day	Vote by Mail	Early Voting	Total	
NO	1,815	9,283	1,519	12,617	63.92%
YES	1,128	5,139	855	7,122	36.08%
Total Votes	2,943	14,422	2,374	19,739	

	Election Day	Vote by Mail	Early Voting	Total	
Unresolved Write-In	0	0	0	0	

Proposition 11 (Vote for 1)

Precincts Reported: 51 of 51 (100.00%)

	Election Day	Vote by Mail	Early Voting	Total	
Times Cast	3,056	14,980	2,488	20,524 / 30,162	68.05%
Undervotes	157	649	116	922	
Overvotes	0	8	2	10	

Candidate	Election Day	Vote by Mail	Early Voting	Total	
YES	1,621	8,413	1,402	11,436	58.37%
NO	1,278	5,910	968	8,156	41.63%
Total Votes	2,899	14,323	2,370	19,592	

	Election Day	Vote by Mail	Early Voting	Total	
Unresolved Write-In	0	0	0	0	

Proposition 12 (Vote for 1)

Precincts Reported: 51 of 51 (100.00%)

	Election Day	Vote by Mail	Early Voting	Total	
Times Cast	3,056	14,980	2,488	20,524 / 30,162	68.05%
Undervotes	196	827	145	1,168	
Overvotes	1	8	1	10	

Candidate	Election Day	Vote by Mail	Early Voting	Total	
YES	1,579	7,715	1,277	10,571	54.64%
NO	1,280	6,430	1,065	8,775	45.36%
Total Votes	2,859	14,145	2,342	19,346	

	Election Day	Vote by Mail	Early Voting	Total	
Unresolved Write-In	0	0	0	0	

Measure G (Vote for 1)

Precincts Reported: 51 of 51 (100.00%)

	Election Day	Vote by Mail	Early Voting	Total	
Times Cast	3,056	14,980	2,488	20,524 / 30,162	68.05%
Undervotes	133	416	92	641	
Overvotes	3	9	3	15	

Candidate	Election Day	Vote by Mail	Early Voting	Total	
YES	2,013	10,206	1,642	13,861	69.77%
NO	907	4,349	751	6,007	30.23%
Total Votes	2,920	14,555	2,393	19,868	

	Election Day	Vote by Mail	Early Voting	Total	
Unresolved Write-In	0	0	0	0	

Measure H (Vote for 1)

Precincts Reported: 51 of 51 (100.00%)

	Election Day	Vote by Mail	Early Voting	Total	
Times Cast	3,056	14,980	2,488	20,524 / 30,162	68.05%
Undervotes	202	841	150	1,193	
Overvotes	1	6	1	8	

Candidate	Election Day	Vote by Mail	Early Voting	Total	
YES	1,430	7,408	1,206	10,044	51.98%
NO	1,423	6,725	1,131	9,279	48.02%
Total Votes	2,853	14,133	2,337	19,323	

	Election Day	Vote by Mail	Early Voting	Total	
Unresolved Write-In	0	0	0	0	

Measure I (Vote for 1)

Precincts Reported: 1 of 1 (100.00%)

	Election Day	Vote by Mail	Early Voting	Total	
Times Cast	191	449	79	719 / 1,022	70.35%
Undervotes	7	29	4	40	
Overvotes	0	0	0	0	

Candidate	Election Day	Vote by Mail	Early Voting	Total	
YES	104	289	51	444	65.39%
NO	80	131	24	235	34.61%
Total Votes	184	420	75	679	

	Election Day	Vote by Mail	Early Voting	Total	
Unresolved Write-In	0	0	0	0	

Measure Q (Vote for 1)

Precincts Reported: 1 of 1 (100.00%)

	Election Day	Vote by Mail	Early Voting	Total	
Times Cast	0	58	0	58 / 73	79.45%
Undervotes	0	0	0	0	
Overvotes	0	0	0	0	
Candidate	Election Day	Vote by Mail	Early Voting	Total	
BONDS NO	0	43	0	43	74.14%
BONDS YES	0	15	0	15	25.86%
Total Votes	0	58	0	58	
	Election Day	Vote by Mail	Early Voting	Total	
Unresolved Write-In	0	0	0	0	

Measure R (Vote for 1)

Precincts Reported: 1 of 1 (100.00%)

	Election Day	Vote by Mail	Early Voting	Total	
Times Cast	0	58	0	58 / 73	79.45%
Undervotes	0	0	0	0	
Overvotes	0	0	0	0	
Candidate	Election Day	Vote by Mail	Early Voting	Total	
BONDS NO	0	41	0	41	70.69%
BONDS YES	0	17	0	17	29.31%
Total Votes	0	58	0	58	
	Election Day	Vote by Mail	Early Voting	Total	
Unresolved Write-In	0	0	0	0	

Measure X (Vote for 1)

Precincts Reported: 48 of 48 (100.00%)

	Election Day	Vote by Mail	Early Voting	Total	
Times Cast	2,909	14,548	2,429	19,886 / 29,326	67.81%
Undervotes	171	751	141	1,063	
Overvotes	0	1	0	1	
Candidate	Election Day	Vote by Mail	Early Voting	Total	
BONDS YES	1,596	7,337	1,234	10,167	54.02%
BONDS NO	1,142	6,459	1,054	8,655	45.98%
Total Votes	2,738	13,796	2,288	18,822	
	Election Day	Vote by Mail	Early Voting	Total	
Unresolved Write-In	0	0	0	0	

Statement of Votes Cast

General Election
County of San Benito
November 06, 2018

SOVC for: All Contests, All Districts, All Counting Groups

Precinct	Registered Voters	Cards Cast	Voters Cast	% Turnout
Electionwide				
Countywide				
0130001	681	959	479	70.34%
0130002	1,372	1,980	992	72.30%
0130004	959	1,398	701	73.10%
0135109	1,365	1,660	830	60.81%
0135317	279	391	197	70.61%
0135423	1,495	2,063	1033	69.10%
0201001	1,523	2,200	1102	72.36%
0205001	762	1,158	579	75.98%
0235320	1,075	1,393	699	65.02%
0235426	1,173	1,772	886	75.53%
0265000	1,022	1,439	720	70.45%
0335213	1,723	2,178	1091	63.32%
0335315	2,084	2,750	1378	66.12%
0335319	1,259	1,778	890	70.69%
0435427	2,244	2,973	1488	66.31%
0458001	783	1,196	600	76.63%
0458002	906	1,415	708	78.15%
0475001	1,301	1,932	968	74.40%
0480003	1,027	1,577	789	76.83%
0535105	518	581	293	56.56%
0535136	1,493	1,936	971	65.04%
0535212	1,442	1,679	842	58.39%
0535228	597	653	328	54.94%
9130003	46	70	35	76.09%
9135101	5	6	3	60.00%
9135102	21	32	16	76.19%

Precinct	Registered Voters	Cards Cast	Voters Cast	% Turnout
9135103	1	0	0	0.00%
9145001	331	416	208	62.84%
9145002	168	250	125	74.40%
9145004	4	8	4	100.00%
9185003	16	20	10	62.50%
9220003	9	10	5	55.56%
9235214	143	188	94	65.73%
9235333	97	112	56	57.73%
9240004	24	20	10	41.67%
9280001	337	454	227	67.36%
9335111	434	530	265	61.06%
9335232	97	144	72	74.23%
9335330	2	2	1	50.00%
9395003	8	14	7	87.50%
9395004	12	18	9	75.00%
9410000	73	116	58	79.45%
9412000	1	2	1	100.00%
9420001	534	786	393	73.60%
9435429	5	10	5	100.00%
9480005	37	64	32	86.49%
9535107	482	531	266	55.19%
9545003	11	16	8	72.73%
9585001	127	170	85	66.93%
9585002	11	20	10	90.91%
9585006	43	46	23	53.49%
Countywide - Total	30,162	41,116	20,592	68.27%
Cumulative				
Cumulative	0	0	0	N/A
Cumulative - Total	0	0	0	N/A
Electionwide - Total	30,162	41,116	20,592	68.27%

Governor (Vote for 1)

Precinct	Times Cast	Registered Voters
Electionwide		
Countywide		
0130001	479	681
0130002	992	1,372
0130004	701	959
0135109	830	1,365
0135317	197	279
0135423	1,033	1,495
0201001	1,102	1,523
0205001	579	762
0235320	699	1,075
0235426	886	1,173
0265000	720	1,022
0335213	1,091	1,723
0335315	1,378	2,084
0335319	890	1,259
0435427	1,488	2,244
0458001	600	783
0458002	708	906
0475001	968	1,301
0480003	789	1,027
0535105	293	518
0535136	971	1,493
0535212	842	1,442
0535228	328	597
9130003	35	46
9135101	3	5
9135102	16	21
9135103	0	1
9145001	208	331
9145002	125	168

Precinct	JOHN H. COX (REP)	GAVIN NEWSOM (DEM)	Total Votes
Electionwide			
Countywide			
0130001	223	243	466
0130002	601	368	969
0130004	331	355	686
0135109	281	526	807
0135317	81	110	191
0135423	438	574	1,012
0201001	589	488	1,077
0205001	179	377	556
0235320	303	382	685
0235426	371	489	860
0265000	204	494	698
0335213	346	716	1,062
0335315	473	858	1,331
0335319	433	443	876
0435427	669	789	1,458
0458001	338	245	583
0458002	393	301	694
0475001	596	357	953
0480003	444	330	774
0535105	87	196	283
0535136	287	651	938
0535212	162	659	821
0535228	82	241	323
9130003	22	13	35
9135101	2	1	3
9135102	6	10	16
9135103	0	0	0
9145001	93	105	198
9145002	62	62	124

Precinct	Unresolved Write-In
Electionwide	
Countywide	
0130001	0
0130002	0
0130004	0
0135109	0
0135317	0
0135423	0
0201001	0
0205001	0
0235320	0
0235426	0
0265000	0
0335213	0
0335315	0
0335319	0
0435427	0
0458001	0
0458002	0
0475001	0
0480003	0
0535105	0
0535136	0
0535212	0
0535228	0
9130003	0
9135101	0
9135102	0
9135103	0
9145001	0
9145002	0

Precinct	Times Cast	Registered Voters
9145004	4	4
9185003	10	16
9220003	5	9
9235214	94	143
9235333	56	97
9240004	10	24
9280001	227	337
9335111	265	434
9335232	72	97
9335330	1	2
9395003	7	8
9395004	9	12
9410000	58	73
9412000	1	1
9420001	393	534
9435429	5	5
9480005	32	37
9535107	266	482
9545003	8	11
9585001	85	127
9585002	10	11
9585006	23	43
Countywide - Total	20,592	30,162
Cumulative		
Cumulative	0	0
Cumulative - Total	0	0
Electionwide - Total	20,592	30,162

Precinct	JOHN H. COX (REP)	GAVIN NEWSOM (DEM)	Total Votes
9145004	3	1	4
9185003	6	2	8
9220003	4	1	5
9235214	40	50	90
9235333	21	33	54
9240004	5	5	10
9280001	111	111	222
9335111	93	169	262
9335232	23	49	72
9335330	1	0	1
9395003	5	2	7
9395004	2	7	9
9410000	52	6	58
9412000	1	0	1
9420001	233	155	388
9435429	0	4	4
9480005	16	16	32
9535107	57	203	260
9545003	5	3	8
9585001	33	51	84
9585002	1	8	9
9585006	7	15	22
Countywide - Total	8,815	11,274	20,089
Cumulative			
Cumulative	0	0	0
Cumulative - Total	0	0	0
Electionwide - Total	8,815	11,274	20,089

Precinct	Unresolved Write-In
9145004	0
9185003	0
9220003	0
9235214	0
9235333	0
9240004	0
9280001	0
9335111	0
9335232	0
9335330	0
9395003	0
9395004	0
9410000	0
9412000	0
9420001	0
9435429	0
9480005	0
9535107	0
9545003	0
9585001	0
9585002	0
9585006	0
Countywide - Total	0
Cumulative	
Cumulative	0
Cumulative - Total	0
Electionwide - Total	0

Lieutenant Governor (Vote for 1)

Precinct	Times Cast	Registered Voters
Electionwide		
Countywide		
0130001	479	681
0130002	992	1,372
0130004	701	959
0135109	830	1,365
0135317	197	279
0135423	1,033	1,495
0201001	1,102	1,523
0205001	579	762
0235320	699	1,075
0235426	886	1,173
0265000	720	1,022
0335213	1,091	1,723
0335315	1,378	2,084
0335319	890	1,259
0435427	1,488	2,244
0458001	600	783
0458002	708	906
0475001	968	1,301
0480003	789	1,027
0535105	293	518
0535136	971	1,493
0535212	842	1,442
0535228	328	597
9130003	35	46
9135101	3	5
9135102	16	21
9135103	0	1
9145001	208	331
9145002	125	168

Precinct	ED HERNANDEZ (DEM)	ELENI KOUNALAKIS (DEM)	Total Votes
Electionwide			
Countywide			
0130001	153	222	375
0130002	263	436	699
0130004	223	341	564
0135109	308	424	732
0135317	57	102	159
0135423	359	496	855
0201001	310	525	835
0205001	183	325	508
0235320	240	329	569
0235426	312	436	748
0265000	228	369	597
0335213	433	543	976
0335315	540	649	1,189
0335319	323	419	742
0435427	496	721	1,217
0458001	190	253	443
0458002	182	355	537
0475001	318	396	714
0480003	231	364	595
0535105	115	138	253
0535136	393	440	833
0535212	413	363	776
0535228	131	161	292
9130003	11	15	26
9135101	1	2	3
9135102	9	5	14
9135103	0	0	0
9145001	64	98	162
9145002	28	67	95

Precinct	Unresolved Write-In
Electionwide	
Countywide	
0130001	0
0130002	0
0130004	0
0135109	0
0135317	0
0135423	0
0201001	0
0205001	0
0235320	0
0235426	0
0265000	0
0335213	0
0335315	0
0335319	0
0435427	0
0458001	0
0458002	0
0475001	0
0480003	0
0535105	0
0535136	0
0535212	0
0535228	0
9130003	0
9135101	0
9135102	0
9135103	0
9145001	0
9145002	0

Precinct	Times Cast	Registered Voters
9145004	4	4
9185003	10	16
9220003	5	9
9235214	94	143
9235333	56	97
9240004	10	24
9280001	227	337
9335111	265	434
9335232	72	97
9335330	1	2
9395003	7	8
9395004	9	12
9410000	58	73
9412000	1	1
9420001	393	534
9435429	5	5
9480005	32	37
9535107	266	482
9545003	8	11
9585001	85	127
9585002	10	11
9585006	23	43
Countywide - Total	20,592	30,162
Cumulative		
Cumulative	0	0
Cumulative - Total	0	0
Electionwide - Total	20,592	30,162

Precinct	ED HERNANDEZ (DEM)	ELENI KOUNALAKIS (DEM)	Total Votes
9145004	0	2	2
9185003	2	4	6
9220003	2	3	5
9235214	26	44	70
9235333	11	36	47
9240004	4	4	8
9280001	79	100	179
9335111	104	126	230
9335232	32	33	65
9335330	0	1	1
9395003	1	4	5
9395004	5	3	8
9410000	16	20	36
9412000	0	0	0
9420001	125	188	313
9435429	0	3	3
9480005	11	15	26
9535107	140	102	242
9545003	4	1	5
9585001	35	37	72
9585002	3	5	8
9585006	13	8	21
Countywide - Total	7,127	9,733	16,860
Cumulative			
Cumulative	0	0	0
Cumulative - Total	0	0	0
Electionwide - Total	7,127	9,733	16,860

Precinct	Unresolved Write-In
9145004	0
9185003	0
9220003	0
9235214	0
9235333	0
9240004	0
9280001	0
9335111	0
9335232	0
9335330	0
9395003	0
9395004	0
9410000	0
9412000	0
9420001	0
9435429	0
9480005	0
9535107	0
9545003	0
9585001	0
9585002	0
9585006	0
Countywide - Total	0
Cumulative	
Cumulative	0
Cumulative - Total	0
Electionwide - Total	0

Secretary of State (Vote for 1)

Precinct	Times Cast	Registered Voters
Electionwide		
Countywide		
0130001	479	681
0130002	992	1,372
0130004	701	959
0135109	830	1,365
0135317	197	279
0135423	1,033	1,495
0201001	1,102	1,523
0205001	579	762
0235320	699	1,075
0235426	886	1,173
0265000	720	1,022
0335213	1,091	1,723
0335315	1,378	2,084
0335319	890	1,259
0435427	1,488	2,244
0458001	600	783
0458002	708	906
0475001	968	1,301
0480003	789	1,027
0535105	293	518
0535136	971	1,493
0535212	842	1,442
0535228	328	597
9130003	35	46
9135101	3	5
9135102	16	21
9135103	0	1
9145001	208	331
9145002	125	168

Precinct	ALEX PADILLA (DEM)	MARK P. MEUSER (REP)	Total Votes
Electionwide			
Countywide			
0130001	264	196	460
0130002	396	546	942
0130004	374	303	677
0135109	563	238	801
0135317	115	71	186
0135423	609	389	998
0201001	501	558	1,059
0205001	398	163	561
0235320	404	268	672
0235426	546	303	849
0265000	488	189	677
0335213	762	283	1,045
0335315	926	402	1,328
0335319	496	366	862
0435427	840	588	1,428
0458001	263	307	570
0458002	323	357	680
0475001	389	546	935
0480003	352	409	761
0535105	195	85	280
0535136	685	244	929
0535212	699	115	814
0535228	249	72	321
9130003	14	20	34
9135101	2	1	3
9135102	8	8	16
9135103	0	0	0
9145001	107	89	196
9145002	70	53	123

Precinct	Unresolved Write-In
Electionwide	
Countywide	
0130001	0
0130002	0
0130004	0
0135109	0
0135317	0
0135423	0
0201001	0
0205001	0
0235320	0
0235426	0
0265000	0
0335213	0
0335315	0
0335319	0
0435427	0
0458001	0
0458002	0
0475001	0
0480003	0
0535105	0
0535136	0
0535212	0
0535228	0
9130003	0
9135101	0
9135102	0
9135103	0
9145001	0
9145002	0

Precinct	Times Cast	Registered Voters
9145004	4	4
9185003	10	16
9220003	5	9
9235214	94	143
9235333	56	97
9240004	10	24
9280001	227	337
9335111	265	434
9335232	72	97
9335330	1	2
9395003	7	8
9395004	9	12
9410000	58	73
9412000	1	1
9420001	393	534
9435429	5	5
9480005	32	37
9535107	266	482
9545003	8	11
9585001	85	127
9585002	10	11
9585006	23	43
Countywide - Total	20,592	30,162
Cumulative		
Cumulative	0	0
Cumulative - Total	0	0
Electionwide - Total	20,592	30,162

Precinct	ALEX PADILLA (DEM)	MARK P. MEUSER (REP)	Total Votes
9145004	1	3	4
9185003	2	6	8
9220003	1	4	5
9235214	53	31	84
9235333	34	20	54
9240004	5	5	10
9280001	119	100	219
9335111	175	83	258
9335232	50	19	69
9335330	1	0	1
9395003	2	5	7
9395004	8	1	9
9410000	8	49	57
9412000	0	1	1
9420001	173	210	383
9435429	4	0	4
9480005	14	17	31
9535107	210	43	253
9545003	3	5	8
9585001	50	30	80
9585002	9	1	10
9585006	14	8	22
Countywide - Total	11,974	7,810	19,784
Cumulative			
Cumulative	0	0	0
Cumulative - Total	0	0	0
Electionwide - Total	11,974	7,810	19,784

Precinct	Unresolved Write-In
9145004	0
9185003	0
9220003	0
9235214	0
9235333	0
9240004	0
9280001	0
9335111	0
9335232	0
9335330	0
9395003	0
9395004	0
9410000	0
9412000	0
9420001	0
9435429	0
9480005	0
9535107	0
9545003	0
9585001	0
9585002	0
9585006	0
Countywide - Total	0
Cumulative	
Cumulative	0
Cumulative - Total	0
Electionwide - Total	0

Controller (Vote for 1)

Precinct	Times Cast	Registered Voters
Electionwide		
Countywide		
0130001	479	681
0130002	992	1,372
0130004	701	959
0135109	830	1,365
0135317	197	279
0135423	1,033	1,495
0201001	1,102	1,523
0205001	579	762
0235320	699	1,075
0235426	886	1,173
0265000	720	1,022
0335213	1,091	1,723
0335315	1,378	2,084
0335319	890	1,259
0435427	1,488	2,244
0458001	600	783
0458002	708	906
0475001	968	1,301
0480003	789	1,027
0535105	293	518
0535136	971	1,493
0535212	842	1,442
0535228	328	597
9130003	35	46
9135101	3	5
9135102	16	21
9135103	0	1
9145001	208	331
9145002	125	168

Precinct	KONSTANTINOS RODITIS (REP)	BETTY T. YEE (DEM)	Total Votes
Electionwide			
Countywide			
0130001	188	274	462
0130002	535	424	959
0130004	300	383	683
0135109	233	571	804
0135317	59	130	189
0135423	372	627	999
0201001	535	541	1,076
0205001	150	420	570
0235320	248	424	672
0235426	288	560	848
0265000	184	506	690
0335213	273	783	1,056
0335315	384	957	1,341
0335319	356	516	872
0435427	551	891	1,442
0458001	280	295	575
0458002	342	342	684
0475001	505	430	935
0480003	388	379	767
0535105	82	203	285
0535136	231	714	945
0535212	118	695	813
0535228	58	265	323
9130003	18	16	34
9135101	1	2	3
9135102	5	11	16
9135103	0	0	0
9145001	77	122	199
9145002	51	70	121

Precinct	Unresolved Write-In
Electionwide	
Countywide	
0130001	0
0130002	0
0130004	0
0135109	0
0135317	0
0135423	0
0201001	0
0205001	0
0235320	0
0235426	0
0265000	0
0335213	0
0335315	0
0335319	0
0435427	0
0458001	0
0458002	0
0475001	0
0480003	0
0535105	0
0535136	0
0535212	0
0535228	0
9130003	0
9135101	0
9135102	0
9135103	0
9145001	0
9145002	0

Precinct	Times Cast	Registered Voters
9145004	4	4
9185003	10	16
9220003	5	9
9235214	94	143
9235333	56	97
9240004	10	24
9280001	227	337
9335111	265	434
9335232	72	97
9335330	1	2
9395003	7	8
9395004	9	12
9410000	58	73
9412000	1	1
9420001	393	534
9435429	5	5
9480005	32	37
9535107	266	482
9545003	8	11
9585001	85	127
9585002	10	11
9585006	23	43
Countywide - Total	20,592	30,162
Cumulative		
Cumulative	0	0
Cumulative - Total	0	0
Electionwide - Total	20,592	30,162

Precinct	KONSTANTINOS RODITIS (REP)	BETTY T. YEE (DEM)	Total Votes
9145004	3	1	4
9185003	6	2	8
9220003	3	1	4
9235214	31	53	84
9235333	21	35	56
9240004	5	5	10
9280001	97	126	223
9335111	79	180	259
9335232	19	51	70
9335330	1	0	1
9395003	4	3	7
9395004	1	8	9
9410000	50	7	57
9412000	1	0	1
9420001	190	187	377
9435429	0	5	5
9480005	14	17	31
9535107	40	220	260
9545003	4	4	8
9585001	29	53	82
9585002	1	9	10
9585006	6	15	21
Countywide - Total	7,417	12,533	19,950
Cumulative			
Cumulative	0	0	0
Cumulative - Total	0	0	0
Electionwide - Total	7,417	12,533	19,950

Precinct	Unresolved Write-In
9145004	0
9185003	0
9220003	0
9235214	0
9235333	0
9240004	0
9280001	0
9335111	0
9335232	0
9335330	0
9395003	0
9395004	0
9410000	0
9412000	0
9420001	0
9435429	0
9480005	0
9535107	0
9545003	0
9585001	0
9585002	0
9585006	0
Countywide - Total	0
Cumulative	
Cumulative	0
Cumulative - Total	0
Electionwide - Total	0

Treasurer (Vote for 1)

Precinct	Times Cast	Registered Voters
Electionwide		
Countywide		
0130001	479	681
0130002	992	1,372
0130004	701	959
0135109	830	1,365
0135317	197	279
0135423	1,033	1,495
0201001	1,102	1,523
0205001	579	762
0235320	699	1,075
0235426	886	1,173
0265000	720	1,022
0335213	1,091	1,723
0335315	1,378	2,084
0335319	890	1,259
0435427	1,488	2,244
0458001	600	783
0458002	708	906
0475001	968	1,301
0480003	789	1,027
0535105	293	518
0535136	971	1,493
0535212	842	1,442
0535228	328	597
9130003	35	46
9135101	3	5
9135102	16	21
9135103	0	1
9145001	208	331
9145002	125	168

Precinct	GREG CONLON (REP)	FIONA MA (DEM)	Total Votes
Electionwide			
Countywide			
0130001	199	258	457
0130002	546	411	957
0130004	306	370	676
0135109	241	567	808
0135317	73	114	187
0135423	396	598	994
0201001	560	510	1,070
0205001	158	407	565
0235320	263	404	667
0235426	307	531	838
0265000	183	494	677
0335213	290	766	1,056
0335315	410	917	1,327
0335319	367	494	861
0435427	587	846	1,433
0458001	308	267	575
0458002	377	303	680
0475001	551	382	933
0480003	412	352	764
0535105	82	202	284
0535136	254	685	939
0535212	130	680	810
0535228	75	246	321
9130003	20	14	34
9135101	2	1	3
9135102	7	9	16
9135103	0	0	0
9145001	85	113	198
9145002	54	65	119

Precinct	Unresolved Write-In
Electionwide	
Countywide	
0130001	0
0130002	0
0130004	0
0135109	0
0135317	0
0135423	0
0201001	0
0205001	0
0235320	0
0235426	0
0265000	0
0335213	0
0335315	0
0335319	0
0435427	0
0458001	0
0458002	0
0475001	0
0480003	0
0535105	0
0535136	0
0535212	0
0535228	0
9130003	0
9135101	0
9135102	0
9135103	0
9145001	0
9145002	0

Precinct	Times Cast	Registered Voters
9145004	4	4
9185003	10	16
9220003	5	9
9235214	94	143
9235333	56	97
9240004	10	24
9280001	227	337
9335111	265	434
9335232	72	97
9335330	1	2
9395003	7	8
9395004	9	12
9410000	58	73
9412000	1	1
9420001	393	534
9435429	5	5
9480005	32	37
9535107	266	482
9545003	8	11
9585001	85	127
9585002	10	11
9585006	23	43
Countywide - Total	20,592	30,162
Cumulative		
Cumulative	0	0
Cumulative - Total	0	0
Electionwide - Total	20,592	30,162

Precinct	GREG CONLON (REP)	FIONA MA (DEM)	Total Votes
9145004	3	1	4
9185003	6	2	8
9220003	4	1	5
9235214	34	49	83
9235333	18	38	56
9240004	6	4	10
9280001	105	114	219
9335111	89	171	260
9335232	22	48	70
9335330	1	0	1
9395003	4	2	6
9395004	2	7	9
9410000	51	7	58
9412000	1	0	1
9420001	204	174	378
9435429	0	5	5
9480005	14	16	30
9535107	44	215	259
9545003	5	3	8
9585001	30	53	83
9585002	1	9	10
9585006	8	15	23
Countywide - Total	7,895	11,940	19,835
Cumulative			
Cumulative	0	0	0
Cumulative - Total	0	0	0
Electionwide - Total	7,895	11,940	19,835

Precinct	Unresolved Write-In
9145004	0
9185003	0
9220003	0
9235214	0
9235333	0
9240004	0
9280001	0
9335111	0
9335232	0
9335330	0
9395003	0
9395004	0
9410000	0
9412000	0
9420001	0
9435429	0
9480005	0
9535107	0
9545003	0
9585001	0
9585002	0
9585006	0
Countywide - Total	0
Cumulative	
Cumulative	0
Cumulative - Total	0
Electionwide - Total	0

Attorney General (Vote for 1)

Precinct	Times Cast	Registered Voters
Electionwide		
Countywide		
0130001	479	681
0130002	992	1,372
0130004	701	959
0135109	830	1,365
0135317	197	279
0135423	1,033	1,495
0201001	1,102	1,523
0205001	579	762
0235320	699	1,075
0235426	886	1,173
0265000	720	1,022
0335213	1,091	1,723
0335315	1,378	2,084
0335319	890	1,259
0435427	1,488	2,244
0458001	600	783
0458002	708	906
0475001	968	1,301
0480003	789	1,027
0535105	293	518
0535136	971	1,493
0535212	842	1,442
0535228	328	597
9130003	35	46
9135101	3	5
9135102	16	21
9135103	0	1
9145001	208	331
9145002	125	168

Precinct	STEVEN C BAILEY (REP)	XAVIER BECERRA (DEM)	Total Votes
Electionwide			
Countywide			
0130001	199	261	460
0130002	557	395	952
0130004	314	367	681
0135109	253	552	805
0135317	72	116	188
0135423	422	577	999
0201001	573	499	1,072
0205001	171	398	569
0235320	276	396	672
0235426	335	511	846
0265000	195	489	684
0335213	303	758	1,061
0335315	424	912	1,336
0335319	392	470	862
0435427	596	836	1,432
0458001	315	257	572
0458002	381	306	687
0475001	553	377	930
0480003	424	341	765
0535105	91	193	284
0535136	255	685	940
0535212	110	707	817
0535228	66	254	320
9130003	20	14	34
9135101	2	1	3
9135102	8	8	16
9135103	0	0	0
9145001	96	103	199
9145002	57	65	122

Precinct	Unresolved Write-In
Electionwide	
Countywide	
0130001	0
0130002	0
0130004	0
0135109	0
0135317	0
0135423	0
0201001	0
0205001	0
0235320	0
0235426	0
0265000	0
0335213	0
0335315	0
0335319	0
0435427	0
0458001	0
0458002	0
0475001	0
0480003	0
0535105	0
0535136	0
0535212	0
0535228	0
9130003	0
9135101	0
9135102	0
9135103	0
9145001	0
9145002	0

Precinct	Times Cast	Registered Voters
9145004	4	4
9185003	10	16
9220003	5	9
9235214	94	143
9235333	56	97
9240004	10	24
9280001	227	337
9335111	265	434
9335232	72	97
9335330	1	2
9395003	7	8
9395004	9	12
9410000	58	73
9412000	1	1
9420001	393	534
9435429	5	5
9480005	32	37
9535107	266	482
9545003	8	11
9585001	85	127
9585002	10	11
9585006	23	43
Countywide - Total	20,592	30,162
Cumulative		
Cumulative	0	0
Cumulative - Total	0	0
Electionwide - Total	20,592	30,162

Precinct	STEVEN C BAILEY (REP)	XAVIER BECERRA (DEM)	Total Votes
9145004	3	1	4
9185003	6	2	8
9220003	4	1	5
9235214	33	50	83
9235333	20	36	56
9240004	6	4	10
9280001	107	112	219
9335111	89	171	260
9335232	21	49	70
9335330	1	0	1
9395003	5	2	7
9395004	2	7	9
9410000	51	6	57
9412000	1	0	1
9420001	213	170	383
9435429	0	5	5
9480005	16	15	31
9535107	43	215	258
9545003	5	3	8
9585001	27	55	82
9585002	1	9	10
9585006	8	15	23
Countywide - Total	8,122	11,776	19,898
Cumulative			
Cumulative	0	0	0
Cumulative - Total	0	0	0
Electionwide - Total	8,122	11,776	19,898

Precinct	Unresolved Write-In
9145004	0
9185003	0
9220003	0
9235214	0
9235333	0
9240004	0
9280001	0
9335111	0
9335232	0
9335330	0
9395003	0
9395004	0
9410000	0
9412000	0
9420001	0
9435429	0
9480005	0
9535107	0
9545003	0
9585001	0
9585002	0
9585006	0
Countywide - Total	0
Cumulative	
Cumulative	0
Cumulative - Total	0
Electionwide - Total	0

Insurance Commissioner (Vote for 1)

Precinct	Times Cast	Registered Voters
Electionwide		
Countywide		
0130001	479	681
0130002	992	1,372
0130004	701	959
0135109	830	1,365
0135317	197	279
0135423	1,033	1,495
0201001	1,102	1,523
0205001	579	762
0235320	699	1,075
0235426	886	1,173
0265000	720	1,022
0335213	1,091	1,723
0335315	1,378	2,084
0335319	890	1,259
0435427	1,488	2,244
0458001	600	783
0458002	708	906
0475001	968	1,301
0480003	789	1,027
0535105	293	518
0535136	971	1,493
0535212	842	1,442
0535228	328	597
9130003	35	46
9135101	3	5
9135102	16	21
9135103	0	1
9145001	208	331
9145002	125	168

Precinct	RICARDO LARA (DEM)	STEVE POIZNER (None/Nada)	Total Votes
Electionwide			
Countywide			
0130001	227	215	442
0130002	309	588	897
0130004	294	360	654
0135109	480	301	781
0135317	86	89	175
0135423	489	475	964
0201001	410	621	1,031
0205001	311	246	557
0235320	329	322	651
0235426	442	384	826
0265000	418	245	663
0335213	676	368	1,044
0335315	800	511	1,311
0335319	400	433	833
0435427	711	670	1,381
0458001	203	339	542
0458002	232	419	651
0475001	316	567	883
0480003	257	480	737
0535105	178	102	280
0535136	608	295	903
0535212	646	168	814
0535228	219	94	313
9130003	10	23	33
9135101	1	2	3
9135102	7	9	16
9135103	0	0	0
9145001	92	93	185
9145002	53	66	119

Precinct	Unresolved Write-In
Electionwide	
Countywide	
0130001	0
0130002	0
0130004	0
0135109	0
0135317	0
0135423	0
0201001	0
0205001	0
0235320	0
0235426	0
0265000	0
0335213	0
0335315	0
0335319	0
0435427	0
0458001	0
0458002	0
0475001	0
0480003	0
0535105	0
0535136	0
0535212	0
0535228	0
9130003	0
9135101	0
9135102	0
9135103	0
9145001	0
9145002	0

Precinct	Times Cast	Registered Voters
9145004	4	4
9185003	10	16
9220003	5	9
9235214	94	143
9235333	56	97
9240004	10	24
9280001	227	337
9335111	265	434
9335232	72	97
9335330	1	2
9395003	7	8
9395004	9	12
9410000	58	73
9412000	1	1
9420001	393	534
9435429	5	5
9480005	32	37
9535107	266	482
9545003	8	11
9585001	85	127
9585002	10	11
9585006	23	43
Countywide - Total	20,592	30,162
Cumulative		
Cumulative	0	0
Cumulative - Total	0	0
Electionwide - Total	20,592	30,162

Precinct	RICARDO LARA (DEM)	STEVE POIZNER (None/Nada)	Total Votes
9145004	0	4	4
9185003	1	5	6
9220003	1	3	4
9235214	42	42	84
9235333	35	18	53
9240004	3	6	9
9280001	101	112	213
9335111	143	103	246
9335232	48	22	70
9335330	0	1	1
9395003	3	3	6
9395004	5	4	9
9410000	3	52	55
9412000	0	1	1
9420001	125	232	357
9435429	5	0	5
9480005	14	17	31
9535107	189	68	257
9545003	5	0	5
9585001	45	35	80
9585002	8	1	9
9585006	16	6	22
Countywide - Total	9,996	9,220	19,216
Cumulative			
Cumulative	0	0	0
Cumulative - Total	0	0	0
Electionwide - Total	9,996	9,220	19,216

Precinct	Unresolved Write-In
9145004	0
9185003	0
9220003	0
9235214	0
9235333	0
9240004	0
9280001	0
9335111	0
9335232	0
9335330	0
9395003	0
9395004	0
9410000	0
9412000	0
9420001	0
9435429	0
9480005	0
9535107	0
9545003	0
9585001	0
9585002	0
9585006	0
Countywide - Total	0
Cumulative	
Cumulative	0
Cumulative - Total	0
Electionwide - Total	0

Member State Board of Equal. District 2 (Vote for 1)

Precinct	Times Cast	Registered Voters
Electionwide		
Countywide		
0130001	479	681
0130002	992	1,372
0130004	701	959
0135109	830	1,365
0135317	197	279
0135423	1,033	1,495
0201001	1,102	1,523
0205001	579	762
0235320	699	1,075
0235426	886	1,173
0265000	720	1,022
0335213	1,091	1,723
0335315	1,378	2,084
0335319	890	1,259
0435427	1,488	2,244
0458001	600	783
0458002	708	906
0475001	968	1,301
0480003	789	1,027
0535105	293	518
0535136	971	1,493
0535212	842	1,442
0535228	328	597
9130003	35	46
9135101	3	5
9135102	16	21
9135103	0	1
9145001	208	331
9145002	125	168

Precinct	MALIA COHEN (DEM)	MARK BURNS (REP)	Total Votes
Electionwide			
Countywide			
0130001	242	203	445
0130002	366	578	944
0130004	350	317	667
0135109	546	247	793
0135317	107	72	179
0135423	579	402	981
0201001	497	561	1,058
0205001	385	172	557
0235320	386	272	658
0235426	503	330	833
0265000	481	187	668
0335213	742	300	1,042
0335315	891	426	1,317
0335319	455	390	845
0435427	807	585	1,392
0458001	254	311	565
0458002	302	369	671
0475001	365	551	916
0480003	327	424	751
0535105	185	91	276
0535136	650	260	910
0535212	672	126	798
0535228	251	68	319
9130003	14	20	34
9135101	1	2	3
9135102	9	7	16
9135103	0	0	0
9145001	109	87	196
9145002	66	53	119

Precinct	Unresolved Write-In
Electionwide	
Countywide	
0130001	0
0130002	0
0130004	0
0135109	0
0135317	0
0135423	0
0201001	0
0205001	0
0235320	0
0235426	0
0265000	0
0335213	0
0335315	0
0335319	0
0435427	0
0458001	0
0458002	0
0475001	0
0480003	0
0535105	0
0535136	0
0535212	0
0535228	0
9130003	0
9135101	0
9135102	0
9135103	0
9145001	0
9145002	0

Precinct	Times Cast	Registered Voters
9145004	4	4
9185003	10	16
9220003	5	9
9235214	94	143
9235333	56	97
9240004	10	24
9280001	227	337
9335111	265	434
9335232	72	97
9335330	1	2
9395003	7	8
9395004	9	12
9410000	58	73
9412000	1	1
9420001	393	534
9435429	5	5
9480005	32	37
9535107	266	482
9545003	8	11
9585001	85	127
9585002	10	11
9585006	23	43
Countywide - Total	20,592	30,162
Cumulative		
Cumulative	0	0
Cumulative - Total	0	0
Electionwide - Total	20,592	30,162

Precinct	MALIA COHEN (DEM)	MARK BURNS (REP)	Total Votes
9145004	1	3	4
9185003	2	6	8
9220003	1	4	5
9235214	53	28	81
9235333	34	21	55
9240004	3	7	10
9280001	114	103	217
9335111	170	89	259
9335232	52	17	69
9335330	1	0	1
9395003	2	5	7
9395004	8	1	9
9410000	6	51	57
9412000	0	1	1
9420001	153	225	378
9435429	4	0	4
9480005	15	16	31
9535107	205	49	254
9545003	4	4	8
9585001	50	30	80
9585002	7	2	9
9585006	15	8	23
Countywide - Total	11,442	8,081	19,523
Cumulative			
Cumulative	0	0	0
Cumulative - Total	0	0	0
Electionwide - Total	11,442	8,081	19,523

Precinct	Unresolved Write-In
9145004	0
9185003	0
9220003	0
9235214	0
9235333	0
9240004	0
9280001	0
9335111	0
9335232	0
9335330	0
9395003	0
9395004	0
9410000	0
9412000	0
9420001	0
9435429	0
9480005	0
9535107	0
9545003	0
9585001	0
9585002	0
9585006	0
Countywide - Total	0
Cumulative	
Cumulative	0
Cumulative - Total	0
Electionwide - Total	0

US Senator (Vote for 1)

Precinct	Times Cast	Registered Voters
Electionwide		
Countywide		
0130001	479	681
0130002	992	1,372
0130004	701	959
0135109	830	1,365
0135317	197	279
0135423	1,033	1,495
0201001	1,102	1,523
0205001	579	762
0235320	699	1,075
0235426	886	1,173
0265000	720	1,022
0335213	1,091	1,723
0335315	1,378	2,084
0335319	890	1,259
0435427	1,488	2,244
0458001	600	783
0458002	708	906
0475001	968	1,301
0480003	789	1,027
0535105	293	518
0535136	971	1,493
0535212	842	1,442
0535228	328	597
9130003	35	46
9135101	3	5
9135102	16	21
9135103	0	1
9145001	208	331
9145002	125	168

Precinct	DIANNE FEINSTEIN (DEM)	KEVIN DE LEON (DEM)	Total Votes
Electionwide			
Countywide			
0130001	183	229	412
0130002	341	442	783
0130004	294	305	599
0135109	359	394	753
0135317	78	91	169
0135423	454	459	913
0201001	416	513	929
0205001	264	278	542
0235320	287	324	611
0235426	371	413	784
0265000	365	274	639
0335213	499	514	1,013
0335315	667	565	1,232
0335319	360	396	756
0435427	604	696	1,300
0458001	198	313	511
0458002	270	329	599
0475001	310	467	777
0480003	296	357	653
0535105	133	137	270
0535136	488	382	870
0535212	395	392	787
0535228	150	158	308
9130003	8	24	32
9135101	2	1	3
9135102	10	4	14
9135103	0	0	0
9145001	73	100	173
9145002	52	56	108

Precinct	Unresolved Write-In
Electionwide	
Countywide	
0130001	0
0130002	0
0130004	0
0135109	0
0135317	0
0135423	0
0201001	0
0205001	0
0235320	0
0235426	0
0265000	0
0335213	0
0335315	0
0335319	0
0435427	0
0458001	0
0458002	0
0475001	0
0480003	0
0535105	0
0535136	0
0535212	0
0535228	0
9130003	0
9135101	0
9135102	0
9135103	0
9145001	0
9145002	0

Precinct	Times Cast	Registered Voters
9145004	4	4
9185003	10	16
9220003	5	9
9235214	94	143
9235333	56	97
9240004	10	24
9280001	227	337
9335111	265	434
9335232	72	97
9335330	1	2
9395003	7	8
9395004	9	12
9410000	58	73
9412000	1	1
9420001	393	534
9435429	5	5
9480005	32	37
9535107	266	482
9545003	8	11
9585001	85	127
9585002	10	11
9585006	23	43
Countywide - Total	20,592	30,162
Cumulative		
Cumulative	0	0
Cumulative - Total	0	0
Electionwide - Total	20,592	30,162

Precinct	DIANNE FEINSTEIN (DEM)	KEVIN DE LEON (DEM)	Total Votes
9145004	1	1	2
9185003	3	4	7
9220003	1	3	4
9235214	42	33	75
9235333	31	20	51
9240004	3	4	7
9280001	90	105	195
9335111	105	134	239
9335232	40	29	69
9335330	0	1	1
9395003	1	5	6
9395004	3	6	9
9410000	11	31	42
9412000	0	0	0
9420001	125	210	335
9435429	1	4	5
9480005	12	17	29
9535107	144	102	246
9545003	1	7	8
9585001	46	33	79
9585002	8	0	8
9585006	12	9	21
Countywide - Total	8,607	9,371	17,978
Cumulative			
Cumulative	0	0	0
Cumulative - Total	0	0	0
Electionwide - Total	8,607	9,371	17,978

Precinct	Unresolved Write-In
9145004	0
9185003	0
9220003	0
9235214	0
9235333	0
9240004	0
9280001	0
9335111	0
9335232	0
9335330	0
9395003	0
9395004	0
9410000	0
9412000	0
9420001	0
9435429	0
9480005	0
9535107	0
9545003	0
9585001	0
9585002	0
9585006	0
Countywide - Total	0
Cumulative	
Cumulative	0
Cumulative - Total	0
Electionwide - Total	0

US Congress District 20 (Vote for 1)

Precinct	Times Cast	Registered Voters
Electionwide		
Countywide		
0130001	479	681
0130002	992	1,372
0130004	701	959
0135109	830	1,365
0135317	197	279
0135423	1,033	1,495
0201001	1,102	1,523
0205001	579	762
0235320	699	1,075
0235426	886	1,173
0265000	720	1,022
0335213	1,091	1,723
0335315	1,378	2,084
0335319	890	1,259
0435427	1,488	2,244
0458001	600	783
0458002	708	906
0475001	968	1,301
0480003	789	1,027
0535105	293	518
0535136	971	1,493
0535212	842	1,442
0535228	328	597
9130003	35	46
9135101	3	5
9135102	16	21
9135103	0	1
9145001	208	331
9145002	125	168

Precinct	JIMMY PANETTA (DEM)	RONALD PAUL KABAT (None/Nada)	Total Votes
Electionwide			
Countywide			
0130001	311	143	454
0130002	524	385	909
0130004	439	219	658
0135109	617	175	792
0135317	139	41	180
0135423	712	268	980
0201001	607	441	1,048
0205001	437	128	565
0235320	477	175	652
0235426	634	213	847
0265000	540	152	692
0335213	818	234	1,052
0335315	1,018	295	1,313
0335319	597	244	841
0435427	974	442	1,416
0458001	376	174	550
0458002	421	240	661
0475001	547	355	902
0480003	465	277	742
0535105	234	51	285
0535136	740	189	929
0535212	714	101	815
0535228	260	54	314
9130003	19	16	35
9135101	1	2	3
9135102	11	5	16
9135103	0	0	0
9145001	144	45	189
9145002	85	33	118

Precinct	Unresolved Write-In
Electionwide	
Countywide	
0130001	0
0130002	0
0130004	0
0135109	0
0135317	0
0135423	0
0201001	0
0205001	0
0235320	0
0235426	0
0265000	0
0335213	0
0335315	0
0335319	0
0435427	0
0458001	0
0458002	0
0475001	0
0480003	0
0535105	0
0535136	0
0535212	0
0535228	0
9130003	0
9135101	0
9135102	0
9135103	0
9145001	0
9145002	0

Precinct	Times Cast	Registered Voters
9145004	4	4
9185003	10	16
9220003	5	9
9235214	94	143
9235333	56	97
9240004	10	24
9280001	227	337
9335111	265	434
9335232	72	97
9335330	1	2
9395003	7	8
9395004	9	12
9410000	58	73
9412000	1	1
9420001	393	534
9435429	5	5
9480005	32	37
9535107	266	482
9545003	8	11
9585001	85	127
9585002	10	11
9585006	23	43
Countywide - Total	20,592	30,162
Cumulative		
Cumulative	0	0
Cumulative - Total	0	0
Electionwide - Total	20,592	30,162

Precinct	JIMMY PANETTA (DEM)	RONALD PAUL KABAT (None/Nada)	Total Votes
9145004	1	3	4
9185003	3	4	7
9220003	3	2	5
9235214	59	27	86
9235333	39	14	53
9240004	5	4	9
9280001	142	71	213
9335111	193	58	251
9335232	53	15	68
9335330	1	0	1
9395003	3	2	5
9395004	7	2	9
9410000	14	33	47
9412000	0	0	0
9420001	237	128	365
9435429	4	0	4
9480005	24	8	32
9535107	230	32	262
9545003	4	2	6
9585001	66	16	82
9585002	8	1	9
9585006	17	6	23
Countywide - Total	13,974	5,525	19,499
Cumulative			
Cumulative	0	0	0
Cumulative - Total	0	0	0
Electionwide - Total	13,974	5,525	19,499

Precinct	Unresolved Write-In
9145004	0
9185003	0
9220003	0
9235214	0
9235333	0
9240004	0
9280001	0
9335111	0
9335232	0
9335330	0
9395003	0
9395004	0
9410000	0
9412000	0
9420001	0
9435429	0
9480005	0
9535107	0
9545003	0
9585001	0
9585002	0
9585006	0
Countywide - Total	0
Cumulative	
Cumulative	0
Cumulative - Total	0
Electionwide - Total	0

State Senator District 12 (Vote for 1)

Precinct	Times Cast	Registered Voters
Electionwide		
Countywide		
0130001	479	681
0130002	992	1,372
0130004	701	959
0135109	830	1,365
0135317	197	279
0135423	1,033	1,495
0201001	1,102	1,523
0205001	579	762
0235320	699	1,075
0235426	886	1,173
0265000	720	1,022
0335213	1,091	1,723
0335315	1,378	2,084
0335319	890	1,259
0435427	1,488	2,244
0458001	600	783
0458002	708	906
0475001	968	1,301
0480003	789	1,027
0535105	293	518
0535136	971	1,493
0535212	842	1,442
0535228	328	597
9130003	35	46
9135101	3	5
9135102	16	21
9135103	0	1
9145001	208	331
9145002	125	168

Precinct	ROB POYTHRESS (REP)	ANNA CABALLERO (DEM)	Total Votes
Electionwide			
Countywide			
0130001	232	226	458
0130002	579	387	966
0130004	333	350	683
0135109	290	517	807
0135317	84	105	189
0135423	444	557	1,001
0201001	580	504	1,084
0205001	178	391	569
0235320	313	364	677
0235426	389	469	858
0265000	217	473	690
0335213	359	695	1,054
0335315	517	819	1,336
0335319	421	448	869
0435427	676	776	1,452
0458001	335	250	585
0458002	389	305	694
0475001	578	371	949
0480003	443	327	770
0535105	97	188	285
0535136	318	627	945
0535212	234	584	818
0535228	107	216	323
9130003	22	13	35
9135101	2	1	3
9135102	6	10	16
9135103	0	0	0
9145001	97	101	198
9145002	61	64	125

Precinct	Unresolved Write-In
Electionwide	
Countywide	
0130001	0
0130002	0
0130004	0
0135109	0
0135317	0
0135423	0
0201001	0
0205001	0
0235320	0
0235426	0
0265000	0
0335213	0
0335315	0
0335319	0
0435427	0
0458001	0
0458002	0
0475001	0
0480003	0
0535105	0
0535136	0
0535212	0
0535228	0
9130003	0
9135101	0
9135102	0
9135103	0
9145001	0
9145002	0

Precinct	Times Cast	Registered Voters
9145004	4	4
9185003	10	16
9220003	5	9
9235214	94	143
9235333	56	97
9240004	10	24
9280001	227	337
9335111	265	434
9335232	72	97
9335330	1	2
9395003	7	8
9395004	9	12
9410000	58	73
9412000	1	1
9420001	393	534
9435429	5	5
9480005	32	37
9535107	266	482
9545003	8	11
9585001	85	127
9585002	10	11
9585006	23	43
Countywide - Total	20,592	30,162
Cumulative		
Cumulative	0	0
Cumulative - Total	0	0
Electionwide - Total	20,592	30,162

Precinct	ROB POYTHRESS (REP)	ANNA CABALLERO (DEM)	Total Votes
9145004	3	1	4
9185003	5	2	7
9220003	5	0	5
9235214	34	53	87
9235333	22	34	56
9240004	7	2	9
9280001	111	111	222
9335111	100	163	263
9335232	23	43	66
9335330	1	0	1
9395003	5	2	7
9395004	2	7	9
9410000	50	6	56
9412000	1	0	1
9420001	228	159	387
9435429	0	5	5
9480005	13	18	31
9535107	70	190	260
9545003	5	3	8
9585001	30	51	81
9585002	1	8	9
9585006	12	11	23
Countywide - Total	9,029	11,007	20,036
Cumulative			
Cumulative	0	0	0
Cumulative - Total	0	0	0
Electionwide - Total	9,029	11,007	20,036

Precinct	Unresolved Write-In
9145004	0
9185003	0
9220003	0
9235214	0
9235333	0
9240004	0
9280001	0
9335111	0
9335232	0
9335330	0
9395003	0
9395004	0
9410000	0
9412000	0
9420001	0
9435429	0
9480005	0
9535107	0
9545003	0
9585001	0
9585002	0
9585006	0
Countywide - Total	0
Cumulative	
Cumulative	0
Cumulative - Total	0
Electionwide - Total	0

Member of the State Assembly District 30 (Vote for 1)

Precinct	Times Cast	Registered Voters
Electionwide		
Countywide		
0130001	479	681
0130002	992	1,372
0130004	701	959
0135109	830	1,365
0135317	197	279
0135423	1,033	1,495
0201001	1,102	1,523
0205001	579	762
0235320	699	1,075
0235426	886	1,173
0265000	720	1,022
0335213	1,091	1,723
0335315	1,378	2,084
0335319	890	1,259
0435427	1,488	2,244
0458001	600	783
0458002	708	906
0475001	968	1,301
0480003	789	1,027
0535105	293	518
0535136	971	1,493
0535212	842	1,442
0535228	328	597
9130003	35	46
9135101	3	5
9135102	16	21
9135103	0	1
9145001	208	331
9145002	125	168

Precinct	NEIL G. KITCHENS (REP)	ROBERT RIVAS (DEM)	Total Votes
Electionwide			
Countywide			
0130001	190	274	464
0130002	552	415	967
0130004	293	380	673
0135109	231	576	807
0135317	68	120	188
0135423	377	623	1,000
0201001	549	522	1,071
0205001	168	399	567
0235320	259	417	676
0235426	289	571	860
0265000	193	502	695
0335213	271	789	1,060
0335315	385	963	1,348
0335319	346	526	872
0435427	554	886	1,440
0458001	295	282	577
0458002	342	351	693
0475001	519	423	942
0480003	395	374	769
0535105	77	209	286
0535136	233	714	947
0535212	108	711	819
0535228	75	247	322
9130003	20	14	34
9135101	2	1	3
9135102	6	10	16
9135103	0	0	0
9145001	81	115	196
9145002	54	71	125

Precinct	Unresolved Write-In
Electionwide	
Countywide	
0130001	0
0130002	0
0130004	0
0135109	0
0135317	0
0135423	0
0201001	0
0205001	0
0235320	0
0235426	0
0265000	0
0335213	0
0335315	0
0335319	0
0435427	0
0458001	0
0458002	0
0475001	0
0480003	0
0535105	0
0535136	0
0535212	0
0535228	0
9130003	0
9135101	0
9135102	0
9135103	0
9145001	0
9145002	0

Precinct	Times Cast	Registered Voters
9145004	4	4
9185003	10	16
9220003	5	9
9235214	94	143
9235333	56	97
9240004	10	24
9280001	227	337
9335111	265	434
9335232	72	97
9335330	1	2
9395003	7	8
9395004	9	12
9410000	58	73
9412000	1	1
9420001	393	534
9435429	5	5
9480005	32	37
9535107	266	482
9545003	8	11
9585001	85	127
9585002	10	11
9585006	23	43
Countywide - Total	20,592	30,162
Cumulative		
Cumulative	0	0
Cumulative - Total	0	0
Electionwide - Total	20,592	30,162

Precinct	NEIL G. KITCHENS (REP)	ROBERT RIVAS (DEM)	Total Votes
9145004	3	1	4
9185003	5	3	8
9220003	3	2	5
9235214	30	58	88
9235333	15	40	55
9240004	7	3	10
9280001	103	119	222
9335111	89	172	261
9335232	18	52	70
9335330	0	1	1
9395003	4	2	6
9395004	2	7	9
9410000	51	6	57
9412000	1	0	1
9420001	200	182	382
9435429	0	5	5
9480005	14	17	31
9535107	47	214	261
9545003	5	3	8
9585001	27	54	81
9585002	1	9	10
9585006	8	15	23
Countywide - Total	7,565	12,450	20,015
Cumulative			
Cumulative	0	0	0
Cumulative - Total	0	0	0
Electionwide - Total	7,565	12,450	20,015

Precinct	Unresolved Write-In
9145004	0
9185003	0
9220003	0
9235214	0
9235333	0
9240004	0
9280001	0
9335111	0
9335232	0
9335330	0
9395003	0
9395004	0
9410000	0
9412000	0
9420001	0
9435429	0
9480005	0
9535107	0
9545003	0
9585001	0
9585002	0
9585006	0
Countywide - Total	0
Cumulative	
Cumulative	0
Cumulative - Total	0
Electionwide - Total	0

Associate Justice of the Supreme Court - CORRIGAN (Vote for 1)

Precinct	Times Cast	Registered Voters
Electionwide		
Countywide		
0130001	479	681
0130002	992	1,372
0130004	701	959
0135109	830	1,365
0135317	197	279
0135423	1,033	1,495
0201001	1,102	1,523
0205001	579	762
0235320	699	1,075
0235426	886	1,173
0265000	720	1,022
0335213	1,091	1,723
0335315	1,378	2,084
0335319	890	1,259
0435427	1,488	2,244
0458001	600	783
0458002	708	906
0475001	968	1,301
0480003	789	1,027
0535105	293	518
0535136	971	1,493
0535212	842	1,442
0535228	328	597
9130003	35	46
9135101	3	5
9135102	16	21
9135103	0	1
9145001	208	331
9145002	125	168

Precinct	YES	NO	Total Votes
Electionwide			
Countywide			
0130001	265	102	367
0130002	551	197	748
0130004	372	176	548
0135109	472	200	672
0135317	108	44	152
0135423	560	245	805
0201001	619	234	853
0205001	307	153	460
0235320	369	166	535
0235426	487	201	688
0265000	383	160	543
0335213	628	275	903
0335315	830	299	1,129
0335319	522	164	686
0435427	799	328	1,127
0458001	334	121	455
0458002	421	110	531
0475001	478	239	717
0480003	438	145	583
0535105	162	85	247
0535136	552	234	786
0535212	428	260	688
0535228	182	92	274
9130003	19	9	28
9135101	3	0	3
9135102	14	2	16
9135103	0	0	0
9145001	126	31	157
9145002	74	25	99

Precinct	Unresolved Write-In
Electionwide	
Countywide	
0130001	0
0130002	0
0130004	0
0135109	0
0135317	0
0135423	0
0201001	0
0205001	0
0235320	0
0235426	0
0265000	0
0335213	0
0335315	0
0335319	0
0435427	0
0458001	0
0458002	0
0475001	0
0480003	0
0535105	0
0535136	0
0535212	0
0535228	0
9130003	0
9135101	0
9135102	0
9135103	0
9145001	0
9145002	0

Precinct	Times Cast	Registered Voters
9145004	4	4
9185003	10	16
9220003	5	9
9235214	94	143
9235333	56	97
9240004	10	24
9280001	227	337
9335111	265	434
9335232	72	97
9335330	1	2
9395003	7	8
9395004	9	12
9410000	58	73
9412000	1	1
9420001	393	534
9435429	5	5
9480005	32	37
9535107	266	482
9545003	8	11
9585001	85	127
9585002	10	11
9585006	23	43
Countywide - Total	20,592	30,162
Cumulative		
Cumulative	0	0
Cumulative - Total	0	0
Electionwide - Total	20,592	30,162

Precinct	YES	NO	Total Votes
9145004	1	0	1
9185003	4	3	7
9220003	2	2	4
9235214	49	25	74
9235333	29	17	46
9240004	5	2	7
9280001	121	55	176
9335111	138	72	210
9335232	41	17	58
9335330	1	0	1
9395003	4	0	4
9395004	8	1	9
9410000	31	16	47
9412000	0	1	1
9420001	220	68	288
9435429	2	0	2
9480005	17	3	20
9535107	121	98	219
9545003	5	3	8
9585001	54	12	66
9585002	8	1	9
9585006	13	7	20
Countywide - Total	11,377	4,700	16,077
Cumulative			
Cumulative	0	0	0
Cumulative - Total	0	0	0
Electionwide - Total	11,377	4,700	16,077

Precinct	Unresolved Write-In
9145004	0
9185003	0
9220003	0
9235214	0
9235333	0
9240004	0
9280001	0
9335111	0
9335232	0
9335330	0
9395003	0
9395004	0
9410000	0
9412000	0
9420001	0
9435429	0
9480005	0
9535107	0
9545003	0
9585001	0
9585002	0
9585006	0
Countywide - Total	0
Cumulative	
Cumulative	0
Cumulative - Total	0
Electionwide - Total	0

Associate Justice of the Supreme Court - KRUGER (Vote for 1)

Precinct	Times Cast	Registered Voters
Electionwide		
Countywide		
0130001	479	681
0130002	992	1,372
0130004	701	959
0135109	830	1,365
0135317	197	279
0135423	1,033	1,495
0201001	1,102	1,523
0205001	579	762
0235320	699	1,075
0235426	886	1,173
0265000	720	1,022
0335213	1,091	1,723
0335315	1,378	2,084
0335319	890	1,259
0435427	1,488	2,244
0458001	600	783
0458002	708	906
0475001	968	1,301
0480003	789	1,027
0535105	293	518
0535136	971	1,493
0535212	842	1,442
0535228	328	597
9130003	35	46
9135101	3	5
9135102	16	21
9135103	0	1
9145001	208	331
9145002	125	168

Precinct	YES	NO	Total Votes
Electionwide			
Countywide			
0130001	243	114	357
0130002	483	252	735
0130004	364	170	534
0135109	502	153	655
0135317	98	55	153
0135423	565	236	801
0201001	556	282	838
0205001	341	109	450
0235320	366	162	528
0235426	499	186	685
0265000	399	136	535
0335213	664	240	904
0335315	789	309	1,098
0335319	500	180	680
0435427	784	336	1,120
0458001	310	135	445
0458002	388	132	520
0475001	456	261	717
0480003	414	172	586
0535105	168	79	247
0535136	558	219	777
0535212	495	191	686
0535228	197	71	268
9130003	19	10	29
9135101	2	1	3
9135102	16	0	16
9135103	0	0	0
9145001	112	37	149
9145002	71	27	98

Precinct	Unresolved Write-In
Electionwide	
Countywide	
0130001	0
0130002	0
0130004	0
0135109	0
0135317	0
0135423	0
0201001	0
0205001	0
0235320	0
0235426	0
0265000	0
0335213	0
0335315	0
0335319	0
0435427	0
0458001	0
0458002	0
0475001	0
0480003	0
0535105	0
0535136	0
0535212	0
0535228	0
9130003	0
9135101	0
9135102	0
9135103	0
9145001	0
9145002	0

Precinct	Times Cast	Registered Voters
9145004	4	4
9185003	10	16
9220003	5	9
9235214	94	143
9235333	56	97
9240004	10	24
9280001	227	337
9335111	265	434
9335232	72	97
9335330	1	2
9395003	7	8
9395004	9	12
9410000	58	73
9412000	1	1
9420001	393	534
9435429	5	5
9480005	32	37
9535107	266	482
9545003	8	11
9585001	85	127
9585002	10	11
9585006	23	43
Countywide - Total	20,592	30,162
Cumulative		
Cumulative	0	0
Cumulative - Total	0	0
Electionwide - Total	20,592	30,162

Precinct	YES	NO	Total Votes
9145004	1	0	1
9185003	3	4	7
9220003	3	1	4
9235214	53	18	71
9235333	35	11	46
9240004	4	3	7
9280001	111	63	174
9335111	147	60	207
9335232	48	9	57
9335330	0	1	1
9395003	5	0	5
9395004	9	0	9
9410000	16	31	47
9412000	0	1	1
9420001	208	77	285
9435429	2	0	2
9480005	12	8	20
9535107	152	64	216
9545003	6	1	7
9585001	45	23	68
9585002	6	2	8
9585006	13	8	21
Countywide - Total	11,238	4,640	15,878
Cumulative			
Cumulative	0	0	0
Cumulative - Total	0	0	0
Electionwide - Total	11,238	4,640	15,878

Precinct	Unresolved Write-In
9145004	0
9185003	0
9220003	0
9235214	0
9235333	0
9240004	0
9280001	0
9335111	0
9335232	0
9335330	0
9395003	0
9395004	0
9410000	0
9412000	0
9420001	0
9435429	0
9480005	0
9535107	0
9545003	0
9585001	0
9585002	0
9585006	0
Countywide - Total	0
Cumulative	
Cumulative	0
Cumulative - Total	0
Electionwide - Total	0

PJ, Court of Appeal 6th Appellate District - GREENWOOD (Vote for 1)

Precinct	Times Cast	Registered Voters
Electionwide		
Countywide		
0130001	479	681
0130002	992	1,372
0130004	701	959
0135109	830	1,365
0135317	197	279
0135423	1,033	1,495
0201001	1,102	1,523
0205001	579	762
0235320	699	1,075
0235426	886	1,173
0265000	720	1,022
0335213	1,091	1,723
0335315	1,378	2,084
0335319	890	1,259
0435427	1,488	2,244
0458001	600	783
0458002	708	906
0475001	968	1,301
0480003	789	1,027
0535105	293	518
0535136	971	1,493
0535212	842	1,442
0535228	328	597
9130003	35	46
9135101	3	5
9135102	16	21
9135103	0	1
9145001	208	331
9145002	125	168

Precinct	YES	NO	Total Votes
Electionwide			
Countywide			
0130001	257	91	348
0130002	492	216	708
0130004	393	149	542
0135109	522	142	664
0135317	109	39	148
0135423	549	231	780
0201001	586	240	826
0205001	345	88	433
0235320	379	143	522
0235426	494	163	657
0265000	404	129	533
0335213	675	214	889
0335315	826	261	1,087
0335319	497	172	669
0435427	819	299	1,118
0458001	330	102	432
0458002	399	113	512
0475001	482	212	694
0480003	426	145	571
0535105	190	55	245
0535136	593	177	770
0535212	521	169	690
0535228	209	58	267
9130003	20	8	28
9135101	2	1	3
9135102	13	3	16
9135103	0	0	0
9145001	116	31	147
9145002	69	24	93

Precinct	Unresolved Write-In
Electionwide	
Countywide	
0130001	0
0130002	0
0130004	0
0135109	0
0135317	0
0135423	0
0201001	0
0205001	0
0235320	0
0235426	0
0265000	0
0335213	0
0335315	0
0335319	0
0435427	0
0458001	0
0458002	0
0475001	0
0480003	0
0535105	0
0535136	0
0535212	0
0535228	0
9130003	0
9135101	0
9135102	0
9135103	0
9145001	0
9145002	0

Precinct	Times Cast	Registered Voters
9145004	4	4
9185003	10	16
9220003	5	9
9235214	94	143
9235333	56	97
9240004	10	24
9280001	227	337
9335111	265	434
9335232	72	97
9335330	1	2
9395003	7	8
9395004	9	12
9410000	58	73
9412000	1	1
9420001	393	534
9435429	5	5
9480005	32	37
9535107	266	482
9545003	8	11
9585001	85	127
9585002	10	11
9585006	23	43
Countywide - Total	20,592	30,162
Cumulative		
Cumulative	0	0
Cumulative - Total	0	0
Electionwide - Total	20,592	30,162

Precinct	YES	NO	Total Votes
9145004	2	0	2
9185003	2	5	7
9220003	3	1	4
9235214	47	20	67
9235333	31	13	44
9240004	4	3	7
9280001	117	53	170
9335111	163	45	208
9335232	49	9	58
9335330	1	0	1
9395003	4	0	4
9395004	9	0	9
9410000	21	25	46
9412000	0	1	1
9420001	215	59	274
9435429	2	0	2
9480005	14	7	21
9535107	164	54	218
9545003	4	3	7
9585001	41	21	62
9585002	7	1	8
9585006	13	7	20
Countywide - Total	11,630	4,002	15,632
Cumulative			
Cumulative	0	0	0
Cumulative - Total	0	0	0
Electionwide - Total	11,630	4,002	15,632

Precinct	Unresolved Write-In
9145004	0
9185003	0
9220003	0
9235214	0
9235333	0
9240004	0
9280001	0
9335111	0
9335232	0
9335330	0
9395003	0
9395004	0
9410000	0
9412000	0
9420001	0
9435429	0
9480005	0
9535107	0
9545003	0
9585001	0
9585002	0
9585006	0
Countywide - Total	0
Cumulative	
Cumulative	0
Cumulative - Total	0
Electionwide - Total	0

AJ, Court of Appeal 6th Appellate District - DANNER (Vote for 1)

Precinct	Times Cast	Registered Voters
Electionwide		
Countywide		
0130001	479	681
0130002	992	1,372
0130004	701	959
0135109	830	1,365
0135317	197	279
0135423	1,033	1,495
0201001	1,102	1,523
0205001	579	762
0235320	699	1,075
0235426	886	1,173
0265000	720	1,022
0335213	1,091	1,723
0335315	1,378	2,084
0335319	890	1,259
0435427	1,488	2,244
0458001	600	783
0458002	708	906
0475001	968	1,301
0480003	789	1,027
0535105	293	518
0535136	971	1,493
0535212	842	1,442
0535228	328	597
9130003	35	46
9135101	3	5
9135102	16	21
9135103	0	1
9145001	208	331
9145002	125	168

Precinct	YES	NO	Total Votes
Electionwide			
Countywide			
0130001	240	103	343
0130002	464	235	699
0130004	376	157	533
0135109	489	162	651
0135317	97	50	147
0135423	546	222	768
0201001	564	255	819
0205001	334	96	430
0235320	345	163	508
0235426	484	168	652
0265000	391	136	527
0335213	631	251	882
0335315	777	301	1,078
0335319	475	184	659
0435427	791	314	1,105
0458001	317	108	425
0458002	384	122	506
0475001	467	210	677
0480003	413	154	567
0535105	165	76	241
0535136	572	194	766
0535212	448	227	675
0535228	187	78	265
9130003	19	9	28
9135101	3	0	3
9135102	15	1	16
9135103	0	0	0
9145001	117	30	147
9145002	66	24	90

Precinct	Unresolved Write-In
Electionwide	
Countywide	
0130001	0
0130002	0
0130004	0
0135109	0
0135317	0
0135423	0
0201001	0
0205001	0
0235320	0
0235426	0
0265000	0
0335213	0
0335315	0
0335319	0
0435427	0
0458001	0
0458002	0
0475001	0
0480003	0
0535105	0
0535136	0
0535212	0
0535228	0
9130003	0
9135101	0
9135102	0
9135103	0
9145001	0
9145002	0

Precinct	Times Cast	Registered Voters
9145004	4	4
9185003	10	16
9220003	5	9
9235214	94	143
9235333	56	97
9240004	10	24
9280001	227	337
9335111	265	434
9335232	72	97
9335330	1	2
9395003	7	8
9395004	9	12
9410000	58	73
9412000	1	1
9420001	393	534
9435429	5	5
9480005	32	37
9535107	266	482
9545003	8	11
9585001	85	127
9585002	10	11
9585006	23	43
Countywide - Total	20,592	30,162
Cumulative		
Cumulative	0	0
Cumulative - Total	0	0
Electionwide - Total	20,592	30,162

Precinct	YES	NO	Total Votes
9145004	2	0	2
9185003	3	4	7
9220003	3	1	4
9235214	45	21	66
9235333	32	13	45
9240004	4	3	7
9280001	110	58	168
9335111	149	58	207
9335232	46	11	57
9335330	1	0	1
9395003	4	0	4
9395004	8	1	9
9410000	21	24	45
9412000	0	1	1
9420001	208	59	267
9435429	1	2	3
9480005	14	6	20
9535107	156	56	212
9545003	3	3	6
9585001	43	20	63
9585002	6	1	7
9585006	13	7	20
Countywide - Total	11,049	4,379	15,428
Cumulative			
Cumulative	0	0	0
Cumulative - Total	0	0	0
Electionwide - Total	11,049	4,379	15,428

Precinct	Unresolved Write-In
9145004	0
9185003	0
9220003	0
9235214	0
9235333	0
9240004	0
9280001	0
9335111	0
9335232	0
9335330	0
9395003	0
9395004	0
9410000	0
9412000	0
9420001	0
9435429	0
9480005	0
9535107	0
9545003	0
9585001	0
9585002	0
9585006	0
Countywide - Total	0
Cumulative	
Cumulative	0
Cumulative - Total	0
Electionwide - Total	0

AJ, Court of Appeal 6th Appellate District - MIHARA (Vote for 1)

Precinct	Times Cast	Registered Voters
Electionwide		
Countywide		
0130001	479	681
0130002	992	1,372
0130004	701	959
0135109	830	1,365
0135317	197	279
0135423	1,033	1,495
0201001	1,102	1,523
0205001	579	762
0235320	699	1,075
0235426	886	1,173
0265000	720	1,022
0335213	1,091	1,723
0335315	1,378	2,084
0335319	890	1,259
0435427	1,488	2,244
0458001	600	783
0458002	708	906
0475001	968	1,301
0480003	789	1,027
0535105	293	518
0535136	971	1,493
0535212	842	1,442
0535228	328	597
9130003	35	46
9135101	3	5
9135102	16	21
9135103	0	1
9145001	208	331
9145002	125	168

Precinct	YES	NO	Total Votes
Electionwide			
Countywide			
0130001	227	109	336
0130002	436	242	678
0130004	378	150	528
0135109	452	189	641
0135317	96	51	147
0135423	502	247	749
0201001	566	246	812
0205001	296	117	413
0235320	330	169	499
0235426	450	188	638
0265000	372	145	517
0335213	589	273	862
0335315	735	320	1,055
0335319	479	164	643
0435427	754	332	1,086
0458001	292	123	415
0458002	369	127	496
0475001	429	238	667
0480003	390	160	550
0535105	142	91	233
0535136	531	225	756
0535212	429	234	663
0535228	179	82	261
9130003	17	11	28
9135101	3	0	3
9135102	15	1	16
9135103	0	0	0
9145001	108	34	142
9145002	59	33	92

Precinct	Unresolved Write-In
Electionwide	
Countywide	
0130001	0
0130002	0
0130004	0
0135109	0
0135317	0
0135423	0
0201001	0
0205001	0
0235320	0
0235426	0
0265000	0
0335213	0
0335315	0
0335319	0
0435427	0
0458001	0
0458002	0
0475001	0
0480003	0
0535105	0
0535136	0
0535212	0
0535228	0
9130003	0
9135101	0
9135102	0
9135103	0
9145001	0
9145002	0

Precinct	Times Cast	Registered Voters
9145004	4	4
9185003	10	16
9220003	5	9
9235214	94	143
9235333	56	97
9240004	10	24
9280001	227	337
9335111	265	434
9335232	72	97
9335330	1	2
9395003	7	8
9395004	9	12
9410000	58	73
9412000	1	1
9420001	393	534
9435429	5	5
9480005	32	37
9535107	266	482
9545003	8	11
9585001	85	127
9585002	10	11
9585006	23	43
Countywide - Total	20,592	30,162
Cumulative		
Cumulative	0	0
Cumulative - Total	0	0
Electionwide - Total	20,592	30,162

Precinct	YES	NO	Total Votes
9145004	2	0	2
9185003	2	5	7
9220003	2	1	3
9235214	44	18	62
9235333	35	10	45
9240004	4	2	6
9280001	102	64	166
9335111	135	67	202
9335232	45	11	56
9335330	0	1	1
9395003	3	1	4
9395004	6	2	8
9410000	23	21	44
9412000	0	1	1
9420001	204	61	265
9435429	3	0	3
9480005	13	6	19
9535107	129	78	207
9545003	3	3	6
9585001	35	26	61
9585002	6	1	7
9585006	13	7	20
Countywide - Total	10,434	4,687	15,121
Cumulative			
Cumulative	0	0	0
Cumulative - Total	0	0	0
Electionwide - Total	10,434	4,687	15,121

Precinct	Unresolved Write-In
9145004	0
9185003	0
9220003	0
9235214	0
9235333	0
9240004	0
9280001	0
9335111	0
9335232	0
9335330	0
9395003	0
9395004	0
9410000	0
9412000	0
9420001	0
9435429	0
9480005	0
9535107	0
9545003	0
9585001	0
9585002	0
9585006	0
Countywide - Total	0
Cumulative	
Cumulative	0
Cumulative - Total	0
Electionwide - Total	0

Superior Court Judge No. 2 (Vote for 1)

Precinct	Times Cast	Registered Voters
Electionwide		
Countywide		
0130001	479	681
0130002	992	1,372
0130004	701	959
0135109	830	1,365
0135317	197	279
0135423	1,033	1,495
0201001	1,102	1,523
0205001	579	762
0235320	699	1,075
0235426	886	1,173
0265000	720	1,022
0335213	1,091	1,723
0335315	1,378	2,084
0335319	890	1,259
0435427	1,488	2,244
0458001	600	783
0458002	708	906
0475001	968	1,301
0480003	789	1,027
0535105	293	518
0535136	971	1,493
0535212	842	1,442
0535228	328	597
9130003	35	46
9135101	3	5
9135102	16	21
9135103	0	1
9145001	208	331
9145002	125	168

Precinct	JOSE "OMAR" RODRIGUEZ	GREGORY MICHAEL LAFORGE	Total Votes
Electionwide			
Countywide			
0130001	239	187	426
0130002	356	493	849
0130004	376	244	620
0135109	506	244	750
0135317	108	78	186
0135423	592	323	915
0201001	421	506	927
0205001	290	183	473
0235320	349	268	617
0235426	476	334	810
0265000	372	236	608
0335213	669	344	1,013
0335315	798	458	1,256
0335319	442	358	800
0435427	747	559	1,306
0458001	255	272	527
0458002	303	325	628
0475001	415	417	832
0480003	315	381	696
0535105	151	122	273
0535136	564	334	898
0535212	539	234	773
0535228	197	99	296
9130003	17	15	32
9135101	1	2	3
9135102	5	11	16
9135103	0	0	0
9145001	96	74	170
9145002	51	52	103

Precinct	Unresolved Write-In
Electionwide	
Countywide	
0130001	0
0130002	0
0130004	0
0135109	0
0135317	0
0135423	0
0201001	0
0205001	0
0235320	0
0235426	0
0265000	0
0335213	0
0335315	0
0335319	0
0435427	0
0458001	0
0458002	0
0475001	0
0480003	0
0535105	0
0535136	0
0535212	0
0535228	0
9130003	0
9135101	0
9135102	0
9135103	0
9145001	0
9145002	0

Precinct	Times Cast	Registered Voters
9145004	4	4
9185003	10	16
9220003	5	9
9235214	94	143
9235333	56	97
9240004	10	24
9280001	227	337
9335111	265	434
9335232	72	97
9335330	1	2
9395003	7	8
9395004	9	12
9410000	58	73
9412000	1	1
9420001	393	534
9435429	5	5
9480005	32	37
9535107	266	482
9545003	8	11
9585001	85	127
9585002	10	11
9585006	23	43
Countywide - Total	20,592	30,162
Cumulative		
Cumulative	0	0
Cumulative - Total	0	0
Electionwide - Total	20,592	30,162

Precinct	JOSE "OMAR" RODRIGUEZ	GREGORY MICHAEL LAFORGE	Total Votes
9145004	1	3	4
9185003	3	4	7
9220003	5	0	5
9235214	41	36	77
9235333	29	19	48
9240004	6	3	9
9280001	89	116	205
9335111	147	94	241
9335232	41	22	63
9335330	0	1	1
9395003	1	5	6
9395004	7	2	9
9410000	2	42	44
9412000	0	0	0
9420001	181	172	353
9435429	3	2	5
9480005	14	14	28
9535107	180	72	252
9545003	5	3	8
9585001	52	25	77
9585002	1	5	6
9585006	13	10	23
Countywide - Total	10,471	7,803	18,274
Cumulative			
Cumulative	0	0	0
Cumulative - Total	0	0	0
Electionwide - Total	10,471	7,803	18,274

Precinct	Unresolved Write-In
9145004	0
9185003	0
9220003	0
9235214	0
9235333	0
9240004	0
9280001	0
9335111	0
9335232	0
9335330	0
9395003	0
9395004	0
9410000	0
9412000	0
9420001	0
9435429	0
9480005	0
9535107	0
9545003	0
9585001	0
9585002	0
9585006	0
Countywide - Total	0
Cumulative	
Cumulative	0
Cumulative - Total	0
Electionwide - Total	0

State Superintendent of Public Instruction (Vote for 1)

Precinct	Times Cast	Registered Voters
Electionwide		
Countywide		
0130001	479	681
0130002	992	1,372
0130004	701	959
0135109	830	1,365
0135317	197	279
0135423	1,033	1,495
0201001	1,102	1,523
0205001	579	762
0235320	699	1,075
0235426	886	1,173
0265000	720	1,022
0335213	1,091	1,723
0335315	1,378	2,084
0335319	890	1,259
0435427	1,488	2,244
0458001	600	783
0458002	708	906
0475001	968	1,301
0480003	789	1,027
0535105	293	518
0535136	971	1,493
0535212	842	1,442
0535228	328	597
9130003	35	46
9135101	3	5
9135102	16	21
9135103	0	1
9145001	208	331
9145002	125	168

Precinct	MARSHALL TUCK	TONY K. THURMOND	Total Votes
Electionwide			
Countywide			
0130001	210	183	393
0130002	484	332	816
0130004	309	268	577
0135109	359	353	712
0135317	87	83	170
0135423	448	421	869
0201001	548	377	925
0205001	209	306	515
0235320	314	274	588
0235426	396	366	762
0265000	260	343	603
0335213	501	484	985
0335315	657	557	1,214
0335319	411	350	761
0435427	642	603	1,245
0458001	296	193	489
0458002	345	257	602
0475001	493	296	789
0480003	363	289	652
0535105	131	134	265
0535136	414	443	857
0535212	325	415	740
0535228	147	139	286
9130003	20	10	30
9135101	3	0	3
9135102	9	7	16
9135103	0	0	0
9145001	91	76	167
9145002	58	39	97

Precinct	Unresolved Write-In
Electionwide	
Countywide	
0130001	0
0130002	0
0130004	0
0135109	0
0135317	0
0135423	0
0201001	0
0205001	0
0235320	0
0235426	0
0265000	0
0335213	0
0335315	0
0335319	0
0435427	0
0458001	0
0458002	0
0475001	0
0480003	0
0535105	0
0535136	0
0535212	0
0535228	0
9130003	0
9135101	0
9135102	0
9135103	0
9145001	0
9145002	0

Precinct	Times Cast	Registered Voters
9145004	4	4
9185003	10	16
9220003	5	9
9235214	94	143
9235333	56	97
9240004	10	24
9280001	227	337
9335111	265	434
9335232	72	97
9335330	1	2
9395003	7	8
9395004	9	12
9410000	58	73
9412000	1	1
9420001	393	534
9435429	5	5
9480005	32	37
9535107	266	482
9545003	8	11
9585001	85	127
9585002	10	11
9585006	23	43
Countywide - Total	20,592	30,162
Cumulative		
Cumulative	0	0
Cumulative - Total	0	0
Electionwide - Total	20,592	30,162

Precinct	MARSHALL TUCK	TONY K. THURMOND	Total Votes
9145004	0	2	2
9185003	3	2	5
9220003	4	1	5
9235214	39	31	70
9235333	25	22	47
9240004	4	3	7
9280001	113	81	194
9335111	121	111	232
9335232	28	38	66
9335330	1	0	1
9395003	2	3	5
9395004	3	5	8
9410000	38	13	51
9412000	0	0	0
9420001	196	123	319
9435429	1	3	4
9480005	10	13	23
9535107	106	126	232
9545003	3	2	5
9585001	40	36	76
9585002	7	1	8
9585006	13	5	18
Countywide - Total	9,287	8,219	17,506
Cumulative			
Cumulative	0	0	0
Cumulative - Total	0	0	0
Electionwide - Total	9,287	8,219	17,506

Precinct	Unresolved Write-In
9145004	0
9185003	0
9220003	0
9235214	0
9235333	0
9240004	0
9280001	0
9335111	0
9335232	0
9335330	0
9395003	0
9395004	0
9410000	0
9412000	0
9420001	0
9435429	0
9480005	0
9535107	0
9545003	0
9585001	0
9585002	0
9585006	0
Countywide - Total	0
Cumulative	
Cumulative	0
Cumulative - Total	0
Electionwide - Total	0

Gavilan Jt. CCD - Board Member - TA 5 (Vote for 1)

Precinct	Times Cast	Registered Voters
Electionwide		
Countywide		
0130001	479	681
0135109	830	1,365
0135317	197	279
0135423	1,033	1,495
0235320	699	1,075
0335213	1,091	1,723
0335315	1,378	2,084
0335319	890	1,259
0535136	971	1,493
0535228	328	597
9220003	5	9
9235214	94	143
9335111	265	434
9395004	9	12
9435429	5	5
Countywide - Total	8,274	12,654
Cumulative		
Cumulative	0	0
Cumulative - Total	0	0
Electionwide - Total	8,274	12,654

Precinct	RICHARD A. PEREZ SR	JEANIE WALLACE	Total Votes
Electionwide			
Countywide			
0130001	147	243	390
0135109	289	416	705
0135317	60	102	162
0135423	288	547	835
0235320	188	372	560
0335213	384	553	937
0335315	491	677	1,168
0335319	280	441	721
0535136	336	494	830
0535228	101	178	279
9220003	1	4	5
9235214	28	43	71
9335111	104	118	222
9395004	3	6	9
9435429	1	1	2
Countywide - Total	2,701	4,195	6,896
Cumulative			
Cumulative	0	0	0
Cumulative - Total	0	0	0
Electionwide - Total	2,701	4,195	6,896

Precinct	Unresolved Write-In
Electionwide	
Countywide	
0130001	0
0135109	0
0135317	0
0135423	0
0235320	0
0335213	0
0335315	0
0335319	0
0535136	0
0535228	0
9220003	0
9235214	0
9335111	0
9395004	0
9435429	0
Countywide - Total	0
Cumulative	
Cumulative	0
Cumulative - Total	0
Electionwide - Total	0

Gavilan Jt. CCD - Board Member - TA 7 (Vote for 1)

Precinct	Times Cast	Registered Voters
Electionwide		
Countywide		
0130002	992	1,372
0130004	701	959
0201001	1,102	1,523
0235426	886	1,173
0265000	720	1,022
0435427	1,488	2,244
0458001	600	783
0458002	708	906
0475001	968	1,301
0480003	789	1,027
9130003	35	46
9135102	16	21
9145002	125	168
9235333	56	97
9240004	10	24
9280001	227	337
9335232	72	97
9335330	1	2
9395003	7	8
9420001	393	534
9480005	32	37
9535107	266	482
9585002	10	11
9585006	23	43
Countywide - Total	10,227	14,217
Cumulative		
Cumulative	0	0
Cumulative - Total	0	0
Electionwide - Total	10,227	14,217

Precinct	MICHAEL ALCORN	JASON HOPKINS
Electionwide		
Countywide		
0130002	325	127
0130004	206	81
0201001	358	131
0235426	249	103
0265000	144	60
0435427	411	149
0458001	209	55
0458002	271	78
0475001	295	149
0480003	236	108
9130003	11	9
9135102	7	3
9145002	39	13
9235333	16	9
9240004	3	1
9280001	72	27
9335232	23	6
9335330	0	0
9395003	2	1
9420001	130	44
9480005	13	4
9535107	54	29
9585002	1	0
9585006	5	1
Countywide - Total	3,080	1,188
Cumulative		
Cumulative	0	0
Cumulative - Total	0	0
Electionwide - Total	3,080	1,188

Precinct	IRMA C GONZALEZ	Total Votes	Unresolved Write-In
Electionwide			
Countywide			
0130002	264	716	0
0130004	266	553	0
0201001	347	836	0
0235426	338	690	0
0265000	338	542	0
0435427	568	1,128	0
0458001	171	435	0
0458002	185	534	0
0475001	267	711	0
0480003	250	594	0
9130003	10	30	0
9135102	6	16	0
9145002	40	92	0
9235333	19	44	0
9240004	3	7	0
9280001	73	172	0
9335232	33	62	0
9335330	1	1	0
9395003	2	5	0
9420001	132	306	0
9480005	4	21	0
9535107	141	224	0
9585002	7	8	0
9585006	16	22	0
Countywide - Total	3,481	7,749	0
Cumulative			
Cumulative	0	0	0
Cumulative - Total	0	0	0
Electionwide - Total	3,481	7,749	0

Coalinga-Huron SD - Board Member - TA 2 (Vote for 1)

Precinct	Times Cast	Registered Voters
Electionwide		
Countywide		
9412000	1	1
Countywide - Total	1	1
Cumulative		
Cumulative	0	0
Cumulative - Total	0	0
Electionwide - Total	1	1

Precinct	CARROLL CANADA	RAMON ZUBIRI
Electionwide		
Countywide		
9412000	0	0
Countywide - Total	0	0
Cumulative		
Cumulative	0	0
Cumulative - Total	0	0
Electionwide - Total	0	0

Precinct	JOHNY A. ALBRECHT		Total Votes	Unresolved Write-In
Electionwide				
Countywide				
9412000	0		0	0
Countywide - Total	0		0	0
Cumulative				
Cumulative	0		0	0
Cumulative - Total	0		0	0
Electionwide - Total	0		0	0

Hollister SD - Board Member (Vote for 3)

Precinct	Times Cast	Registered Voters
Electionwide		
Countywide		
0130001	479	681
0130004	701	959
0135109	830	1,365
0135317	197	279
0135423	1,033	1,495
0235320	699	1,075
0235426	886	1,173
0335213	1,091	1,723
0335315	1,378	2,084
0335319	890	1,259
0435427	1,488	2,244
0458001	600	783
0480003	789	1,027
0535105	293	518
0535136	971	1,493
0535212	842	1,442
0535228	328	597
9135102	16	21
9135103	0	1
9185003	10	16
9220003	5	9
9235214	94	143
9235333	56	97
9280001	227	337
9335111	265	434
9335232	72	97
9335330	1	2
9395003	7	8
9395004	9	12

Precinct	STEPHEN KAIN	CARLA TORRES-DELUNA
Electionwide		
Countywide		
0130001	192	195
0130004	277	268
0135109	294	413
0135317	69	86
0135423	403	461
0235320	281	297
0235426	366	377
0335213	381	553
0335315	489	629
0335319	369	366
0435427	510	614
0458001	230	177
0480003	292	254
0535105	117	138
0535136	358	522
0535212	250	519
0535228	103	174
9135102	10	7
9135103	0	0
9185003	2	3
9220003	1	2
9235214	32	34
9235333	17	25
9280001	81	76
9335111	91	99
9335232	25	29
9335330	1	0
9395003	3	2
9395004	9	6

Precinct	PATRICIA (PAT) MOORE	ROXANNE STEPHENS	JAN GRIST	BRANDE BARRETT	Total Votes	Unresolved Write-In
Electionwide						
Countywide						
0130001	173	100	184	87	931	0
0130004	220	151	263	112	1,291	0
0135109	240	168	296	175	1,586	0
0135317	65	38	77	36	371	0
0135423	306	204	406	206	1,986	0
0235320	221	145	250	151	1,345	0
0235426	281	163	337	183	1,707	0
0335213	363	207	354	241	2,099	0
0335315	441	256	431	244	2,490	0
0335319	293	200	330	166	1,724	0
0435427	461	296	459	277	2,617	0
0458001	213	120	227	81	1,048	0
0480003	279	179	266	134	1,404	0
0535105	102	50	93	63	563	0
0535136	307	191	343	221	1,942	0
0535212	223	136	241	142	1,511	0
0535228	86	60	85	66	574	0
9135102	8	1	7	5	38	0
9135103	0	0	0	0	0	0
9185003	2	4	3	1	15	0
9220003	2	2	2	0	9	0
9235214	30	20	26	16	158	0
9235333	12	10	14	7	85	0
9280001	64	46	79	39	385	0
9335111	77	44	83	43	437	0
9335232	24	10	21	19	128	0
9335330	0	0	1	1	3	0
9395003	2	2	1	2	12	0
9395004	1	2	8	0	26	0

Precinct	Times Cast	Registered Voters
9420001	393	534
9435429	5	5
9535107	266	482
9585001	85	127
9585006	23	43
Countywide - Total	15,029	22,565
Cumulative		
Cumulative	0	0
Cumulative - Total	0	0
Electionwide - Total	15,029	22,565

Precinct	STEPHEN KAIN	CARLA TORRES-DELUNA
9420001	149	140
9435429	1	3
9535107	74	135
9585001	34	37
9585006	8	11
Countywide - Total	5,519	6,652
Cumulative		
Cumulative	0	0
Cumulative - Total	0	0
Electionwide - Total	5,519	6,652

Precinct	PATRICIA (PAT) MOORE	ROXANNE STEPHENS	JAN GRIST	BRANDE BARRETT	Total Votes	Unresolved Write-In
9420001	130	104	130	61	714	0
9435429	0	1	2	0	7	0
9535107	95	35	71	58	468	0
9585001	34	13	26	13	157	0
9585006	5	2	5	7	38	0
Countywide - Total	4,760	2,960	5,121	2,857	27,869	0
Cumulative						
Cumulative	0	0	0	0	0	0
Cumulative - Total	0	0	0	0	0	0
Electionwide - Total	4,760	2,960	5,121	2,857	27,869	0

North Co Jt SD - Board Member (Vote for 2)

Precinct	Times Cast	Registered Voters
Electionwide		
Countywide		
0130002	992	1,372
9135101	3	5
9145001	208	331
9145002	125	168
9145004	4	4
9240004	10	24
9545003	8	11
Countywide - Total	1,350	1,915
Cumulative		
Cumulative	0	0
Cumulative - Total	0	0
Electionwide - Total	1,350	1,915

Precinct	TED BRIAN ZANELLA	CINDY KING
Electionwide		
Countywide		
0130002	493	576
9135101	1	0
9145001	122	98
9145002	49	74
9145004	4	4
9240004	5	2
9545003	0	0
Countywide - Total	674	754
Cumulative		
Cumulative	0	0
Cumulative - Total	0	0
Electionwide - Total	674	754

Precinct	EDUARDO NAVARRO	Total Votes	Unresolved Write-In
Electionwide			
Countywide			
0130002	247	1,316	0
9135101	2	3	0
9145001	73	293	0
9145002	34	157	0
9145004	0	8	0
9240004	2	9	0
9545003	5	5	0
Countywide - Total	363	1,791	0
Cumulative			
Cumulative	0	0	0
Cumulative - Total	0	0	0
Electionwide - Total	363	1,791	0

County Supervisor District 3 (Vote for 1)

Precinct	Times Cast	Registered Voters
Electionwide		
Countywide		
0335213	1,091	1,723
0335315	1,378	2,084
0335319	890	1,259
9335111	265	434
9335232	72	97
9335330	1	2
9395003	7	8
9395004	9	12
Countywide - Total	3,713	5,619
Cumulative		
Cumulative	0	0
Cumulative - Total	0	0
Electionwide - Total	3,713	5,619

Precinct	PATRICIA LOE	PETER D. HERNANDEZ, JR	Total Votes
Electionwide			
Countywide			
0335213	415	548	963
0335315	516	677	1,193
0335319	383	410	793
9335111	90	149	239
9335232	35	29	64
9335330	1	0	1
9395003	4	1	5
9395004	0	9	9
Countywide - Total	1,444	1,823	3,267
Cumulative			
Cumulative	0	0	0
Cumulative - Total	0	0	0
Electionwide - Total	1,444	1,823	3,267

Precinct	Unresolved Write-In
Electionwide	
Countywide	
0335213	0
0335315	0
0335319	0
9335111	0
9335232	0
9335330	0
9395003	0
9395004	0
Countywide - Total	0
Cumulative	
Cumulative	0
Cumulative - Total	0
Electionwide - Total	0

County Supervisor District 4 (Vote for 1)

Precinct	Times Cast	Registered Voters
Electionwide		
Countywide		
0435427	1,488	2,244
0458001	600	783
0458002	708	906
0475001	968	1,301
0480003	789	1,027
9410000	58	73
9412000	1	1
9420001	393	534
9435429	5	5
9480005	32	37
Countywide - Total	5,042	6,911
Cumulative		
Cumulative	0	0
Cumulative - Total	0	0
Electionwide - Total	5,042	6,911

Precinct	JERRY MUENZER	JIM GILLIO	Total Votes
Electionwide			
Countywide			
0435427	377	960	1,337
0458001	134	401	535
0458002	155	527	682
0475001	257	628	885
0480003	193	537	730
9410000	18	33	51
9412000	0	1	1
9420001	68	281	349
9435429	0	4	4
9480005	10	20	30
Countywide - Total	1,212	3,392	4,604
Cumulative			
Cumulative	0	0	0
Cumulative - Total	0	0	0
Electionwide - Total	1,212	3,392	4,604

Precinct	Unresolved Write-In
Electionwide	
Countywide	
0435427	0
0458001	0
0458002	0
0475001	0
0480003	0
9410000	0
9412000	0
9420001	0
9435429	0
9480005	0
Countywide - Total	0
Cumulative	
Cumulative	0
Cumulative - Total	0
Electionwide - Total	0

City of Hollister - Mayor (Vote for 1)

Precinct	Times Cast	Registered Voters
Electionwide		
Countywide		
0135109	830	1,365
0135317	197	279
0135423	1,033	1,495
0235320	699	1,075
0235426	886	1,173
0335213	1,091	1,723
0335315	1,378	2,084
0335319	890	1,259
0435427	1,488	2,244
0535105	293	518
0535136	971	1,493
0535212	842	1,442
0535228	328	597
9135101	3	5
9135102	16	21
9135103	0	1
9235214	94	143
9235333	56	97
9335111	265	434
9335232	72	97
9335330	1	2
9435429	5	5
9535107	266	482
Countywide - Total	11,704	18,034
Cumulative		
Cumulative	0	0
Cumulative - Total	0	0
Electionwide - Total	11,704	18,034

Precinct	IGNACIO VELAZQUEZ	GORDON A. MACHADO
Electionwide		
Countywide		
0135109	436	226
0135317	95	54
0135423	500	303
0235320	326	226
0235426	367	293
0335213	552	337
0335315	701	416
0335319	384	332
0435427	729	408
0535105	167	82
0535136	471	276
0535212	461	217
0535228	197	68
9135101	1	0
9135102	5	8
9135103	0	0
9235214	39	36
9235333	32	11
9335111	133	78
9335232	32	18
9335330	0	1
9435429	0	4
9535107	157	64
Countywide - Total	5,785	3,458
Cumulative		
Cumulative	0	0
Cumulative - Total	0	0
Electionwide - Total	5,785	3,458

Precinct	KEITH D SNOW	Total Votes	Unresolved Write-In
Electionwide			
Countywide			
0135109	101	763	0
0135317	30	179	0
0135423	136	939	0
0235320	100	652	0
0235426	141	801	0
0335213	150	1,039	0
0335315	173	1,290	0
0335319	118	834	0
0435427	238	1,375	0
0535105	31	280	0
0535136	139	886	0
0535212	110	788	0
0535228	23	288	0
9135101	2	3	0
9135102	3	16	0
9135103	0	0	0
9235214	6	81	0
9235333	5	48	0
9335111	36	247	0
9335232	17	67	0
9335330	0	1	0
9435429	0	4	0
9535107	28	249	0
Countywide - Total	1,587	10,830	0
Cumulative			
Cumulative	0	0	0
Cumulative - Total	0	0	0
Electionwide - Total	1,587	10,830	0

City of Hollister - Member City Council District 2 (Vote for 1)

Precinct	Times Cast	Registered Voters
Electionwide		
Countywide		
0335213	1,091	1,723
0535212	842	1,442
0535228	328	597
9235214	94	143
9335232	72	97
Countywide - Total	2,427	4,002
Cumulative		
Cumulative	0	0
Cumulative - Total	0	0
Electionwide - Total	2,427	4,002

Precinct	ROLAN RESENDIZ	MICKIE SOLORIO LUNA	Total Votes
Electionwide			
Countywide			
0335213	649	344	993
0535212	510	256	766
0535228	213	88	301
9235214	48	30	78
9335232	32	33	65
Countywide - Total	1,452	751	2,203
Cumulative			
Cumulative	0	0	0
Cumulative - Total	0	0	0
Electionwide - Total	1,452	751	2,203

Precinct	Unresolved Write-In
Electionwide	
Countywide	
0335213	0
0535212	0
0535228	0
9235214	0
9335232	0
Countywide - Total	0
Cumulative	
Cumulative	0
Cumulative - Total	0
Electionwide - Total	0

City of Hollister - Member City Council District 3 (Vote for 1)

Precinct	Times Cast	Registered Voters
Electionwide		
Countywide		
0135317	197	279
0235320	699	1,075
0335315	1,378	2,084
0335319	890	1,259
9235333	56	97
9335330	1	2
Countywide - Total	3,221	4,796
Cumulative		
Cumulative	0	0
Cumulative - Total	0	0
Electionwide - Total	3,221	4,796

Precinct	RAUL ESCARENO	ELIA SALINAS
Electionwide		
Countywide		
0135317	41	43
0235320	148	177
0335315	278	436
0335319	177	215
9235333	11	21
9335330	0	1
Countywide - Total	655	893
Cumulative		
Cumulative	0	0
Cumulative - Total	0	0
Electionwide - Total	655	893

Precinct	HONOR SPENCER		Total Votes	Unresolved Write-In
Electionwide				
Countywide				
0135317	87		171	0
0235320	282		607	0
0335315	485		1,199	0
0335319	393		785	0
9235333	15		47	0
9335330	0		1	0
Countywide - Total	1,262		2,810	0
Cumulative				
Cumulative	0		0	0
Cumulative - Total	0		0	0
Electionwide - Total	1,262		2,810	0

City of Hollister - Member City Council District 4 - Short Term (Vote for 1)

Precinct	Times Cast	Registered Voters
Electionwide		
Countywide		
0135423	1,033	1,495
0235426	886	1,173
0435427	1,488	2,244
9435429	5	5
Countywide - Total	3,412	4,917
Cumulative		
Cumulative	0	0
Cumulative - Total	0	0
Electionwide - Total	3,412	4,917

Precinct	MARTY RICHMAN	SALVADOR MORA	Total Votes
Electionwide			
Countywide			
0135423	522	380	902
0235426	442	330	772
0435427	767	478	1,245
9435429	0	3	3
Countywide - Total	1,731	1,191	2,922
Cumulative			
Cumulative	0	0	0
Cumulative - Total	0	0	0
Electionwide - Total	1,731	1,191	2,922

Precinct	Unresolved Write-In
Electionwide	
Countywide	
0135423	0
0235426	0
0435427	0
9435429	0
Countywide - Total	0
Cumulative	
Cumulative	0
Cumulative - Total	0
Electionwide - Total	0

City of Hollister - City Treasurer (Vote for 1)

Precinct	Times Cast	Registered Voters
Electionwide		
Countywide		
0135109	830	1,365
0135317	197	279
0135423	1,033	1,495
0235320	699	1,075
0235426	886	1,173
0335213	1,091	1,723
0335315	1,378	2,084
0335319	890	1,259
0435427	1,488	2,244
0535105	293	518
0535136	971	1,493
0535212	842	1,442
0535228	328	597
9135101	3	5
9135102	16	21
9135103	0	1
9235214	94	143
9235333	56	97
9335111	265	434
9335232	72	97
9335330	1	2
9435429	5	5
9535107	266	482
Countywide - Total	11,704	18,034
Cumulative		
Cumulative	0	0
Cumulative - Total	0	0
Electionwide - Total	11,704	18,034

Precinct	ANIELRA GOMEZ	Total Votes	Unresolved Write-In
Electionwide			
Countywide			
0135109	628	628	0
0135317	140	140	0
0135423	753	753	0
0235320	481	481	0
0235426	641	641	0
0335213	859	859	0
0335315	1,027	1,027	0
0335319	626	626	0
0435427	1,036	1,036	0
0535105	221	221	0
0535136	740	740	0
0535212	639	639	0
0535228	264	264	0
9135101	3	3	0
9135102	16	16	0
9135103	0	0	0
9235214	63	63	0
9235333	41	41	0
9335111	204	204	0
9335232	58	58	0
9335330	1	1	0
9435429	4	4	0
9535107	195	195	0
Countywide - Total	8,640	8,640	0
Cumulative			
Cumulative	0	0	0
Cumulative - Total	0	0	0
Electionwide - Total	8,640	8,640	0

City of San Juan Bautista - Member City Council (Vote for 3)

Precinct	Times Cast	Registered Voters
Electionwide		
Countywide		
0265000	720	1,022
Countywide - Total	720	1,022
Cumulative		
Cumulative	0	0
Cumulative - Total	0	0
Electionwide - Total	720	1,022

Precinct	LESLIE Q JORDAN	CESAR E. FLORES
Electionwide		
Countywide		
0265000	349	388
Countywide - Total	349	388
Cumulative		
Cumulative	0	0
Cumulative - Total	0	0
Electionwide - Total	349	388

Precinct	MARY VAZQUEZ EDGE	HAROLD FURTADO GOMES	Total Votes	JACQUELINE T. MORRIS-LOPEZ Qualified Write In	MAGGIE BILICH Qualified Write In	Unresolved Write-In
Electionwide						
Countywide						
0265000	309	263	1,452	131	12	0
Countywide - Total	309	263	1,452	131	12	0
Cumulative						
Cumulative	0	0	0	0	0	0
Cumulative - Total	0	0	0	0	0	0
Electionwide - Total	309	263	1,452	131	12	0

City of San Juan Bautista - City Clerk Short Term (Vote for 1)

Precinct	Times Cast	Registered Voters
Electionwide		
Countywide		
0265000	720	1,022
Countywide - Total	720	1,022
Cumulative		
Cumulative	0	0
Cumulative - Total	0	0
Electionwide - Total	720	1,022

Precinct	LAURA CENT	Total Votes	Unresolved Write-In
Electionwide			
Countywide			
0265000	479	479	0
Countywide - Total	479	479	0
Cumulative			
Cumulative	0	0	0
Cumulative - Total	0	0	0
Electionwide - Total	479	479	0

San Benito County Water Division 4 (Vote for 1)

Precinct	Times Cast	Registered Voters
Electionwide		
Countywide		
0435427	1,488	2,244
0458001	600	783
0458002	708	906
0475001	968	1,301
0480003	789	1,027
9410000	58	73
9412000	1	1
9420001	393	534
9435429	5	5
9480005	32	37
Countywide - Total	5,042	6,911
Cumulative		
Cumulative	0	0
Cumulative - Total	0	0
Electionwide - Total	5,042	6,911

Precinct	ROBERT GILCHRIST HUENEMANN	DOUG WILLIAMS	Total Votes
Electionwide			
Countywide			
0435427	450	804	1,254
0458001	187	317	504
0458002	258	350	608
0475001	160	716	876
0480003	215	463	678
9410000	7	44	51
9412000	0	1	1
9420001	129	215	344
9435429	0	2	2
9480005	10	17	27
Countywide - Total	1,416	2,929	4,345
Cumulative			
Cumulative	0	0	0
Cumulative - Total	0	0	0
Electionwide - Total	1,416	2,929	4,345

Precinct	Unresolved Write-In
Electionwide	
Countywide	
0435427	0
0458001	0
0458002	0
0475001	0
0480003	0
9410000	0
9412000	0
9420001	0
9435429	0
9480005	0
Countywide - Total	0
Cumulative	
Cumulative	0
Cumulative - Total	0
Electionwide - Total	0

San Benito Health Care Zone 2 (Vote for 1)

Precinct	Times Cast	Registered Voters
Electionwide		
Countywide		
0201001	1,102	1,523
0235320	699	1,075
0235426	886	1,173
0265000	720	1,022
9145001	208	331
9145002	125	168
9220003	5	9
9235214	94	143
9235333	56	97
9240004	10	24
9280001	227	337
Countywide - Total	4,132	5,902
Cumulative		
Cumulative	0	0
Cumulative - Total	0	0
Electionwide - Total	4,132	5,902

Precinct	JOSIE F. SANCHEZ	FRANK BARRAGAN
Electionwide		
Countywide		
0201001	313	339
0235320	270	172
0235426	329	225
0265000	248	193
9145001	90	57
9145002	38	37
9220003	1	1
9235214	31	18
9235333	22	9
9240004	3	3
9280001	70	68
Countywide - Total	1,415	1,122
Cumulative		
Cumulative	0	0
Cumulative - Total	0	0
Electionwide - Total	1,415	1,122

Precinct	ROSS BLASINGAME	Total Votes	Unresolved Write-In
Electionwide			
Countywide			
0201001	264	916	0
0235320	163	605	0
0235426	217	771	0
0265000	155	596	0
9145001	27	174	0
9145002	21	96	0
9220003	3	5	0
9235214	25	74	0
9235333	15	46	0
9240004	0	6	0
9280001	49	187	0
Countywide - Total	939	3,476	0
Cumulative			
Cumulative	0	0	0
Cumulative - Total	0	0	0
Electionwide - Total	939	3,476	0

San Benito Health Care Zone 4 (Vote for 1)

Precinct	Times Cast	Registered Voters
Electionwide		
Countywide		
0435427	1,488	2,244
0458001	600	783
0458002	708	906
0475001	968	1,301
0480003	789	1,027
9420001	393	534
9435429	5	5
9480005	32	37
Countywide - Total	4,983	6,837
Cumulative		
Cumulative	0	0
Cumulative - Total	0	0
Electionwide - Total	4,983	6,837

Precinct	MARY CASILLAS	ANN CHRISTIN ROSS
Electionwide		
Countywide		
0435427	884	60
0458001	312	17
0458002	385	16
0475001	483	27
0480003	428	19
9420001	216	16
9435429	3	0
9480005	19	1
Countywide - Total	2,730	156
Cumulative		
Cumulative	0	0
Cumulative - Total	0	0
Electionwide - Total	2,730	156

Precinct	JASON NOBLE	DON WINN	Total Votes	Unresolved Write-In
Electionwide				
Countywide				
0435427	254	60	1,258	0
0458001	158	51	538	0
0458002	183	57	641	0
0475001	268	91	869	0
0480003	168	83	698	0
9420001	97	30	359	0
9435429	0	0	3	0
9480005	8	2	30	0
Countywide - Total	1,136	374	4,396	0
Cumulative				
Cumulative	0	0	0	0
Cumulative - Total	0	0	0	0
Electionwide - Total	1,136	374	4,396	0

Proposition 1 (Vote for 1)

Precinct	Times Cast	Registered Voters
Electionwide		
Countywide		
0130001	480	681
0130002	988	1,372
0130004	697	959
0135109	830	1,365
0135317	194	279
0135423	1,030	1,495
0201001	1,098	1,523
0205001	579	762
0235320	694	1,075
0235426	886	1,173
0265000	720	1,022
0335213	1,087	1,723
0335315	1,372	2,084
0335319	888	1,259
0435427	1,485	2,244
0458001	596	783
0458002	707	906
0475001	964	1,301
0480003	788	1,027
0535105	288	518
0535136	965	1,493
0535212	837	1,442
0535228	325	597
9130003	35	46
9135101	3	5
9135102	16	21
9135103	0	1
9145001	208	331
9145002	125	168

Precinct	YES	NO	Total Votes
Electionwide			
Countywide			
0130001	197	262	459
0130002	323	629	952
0130004	298	375	673
0135109	446	359	805
0135317	85	98	183
0135423	433	572	1,005
0201001	450	623	1,073
0205001	324	240	564
0235320	298	358	656
0235426	426	431	857
0265000	383	285	668
0335213	614	433	1,047
0335315	755	578	1,333
0335319	346	503	849
0435427	647	781	1,428
0458001	206	357	563
0458002	266	415	681
0475001	347	594	941
0480003	251	481	732
0535105	168	110	278
0535136	555	371	926
0535212	531	276	807
0535228	197	121	318
9130003	16	18	34
9135101	2	1	3
9135102	9	6	15
9135103	0	0	0
9145001	90	105	195
9145002	47	72	119

Precinct	Unresolved Write-In
Electionwide	
Countywide	
0130001	0
0130002	0
0130004	0
0135109	0
0135317	0
0135423	0
0201001	0
0205001	0
0235320	0
0235426	0
0265000	0
0335213	0
0335315	0
0335319	0
0435427	0
0458001	0
0458002	0
0475001	0
0480003	0
0535105	0
0535136	0
0535212	0
0535228	0
9130003	0
9135101	0
9135102	0
9135103	0
9145001	0
9145002	0

Precinct	Times Cast	Registered Voters
9145004	4	4
9185003	10	16
9220003	5	9
9235214	94	143
9235333	56	97
9240004	10	24
9280001	227	337
9335111	265	434
9335232	72	97
9335330	1	2
9395003	7	8
9395004	9	12
9410000	58	73
9412000	1	1
9420001	393	534
9435429	5	5
9480005	32	37
9535107	265	482
9545003	8	11
9585001	85	127
9585002	10	11
9585006	23	43
Countywide - Total	20,525	30,162
Cumulative		
Cumulative	0	0
Cumulative - Total	0	0
Electionwide - Total	20,525	30,162

Precinct	YES	NO	Total Votes
9145004	1	3	4
9185003	1	7	8
9220003	1	4	5
9235214	49	39	88
9235333	28	27	55
9240004	4	6	10
9280001	99	121	220
9335111	147	109	256
9335232	42	29	71
9335330	1	0	1
9395003	2	5	7
9395004	9	0	9
9410000	9	46	55
9412000	0	1	1
9420001	129	252	381
9435429	5	0	5
9480005	16	14	30
9535107	168	90	258
9545003	1	7	8
9585001	37	45	82
9585002	8	2	10
9585006	8	15	23
Countywide - Total	9,475	10,276	19,751
Cumulative			
Cumulative	0	0	0
Cumulative - Total	0	0	0
Electionwide - Total	9,475	10,276	19,751

Precinct	Unresolved Write-In
9145004	0
9185003	0
9220003	0
9235214	0
9235333	0
9240004	0
9280001	0
9335111	0
9335232	0
9335330	0
9395003	0
9395004	0
9410000	0
9412000	0
9420001	0
9435429	0
9480005	0
9535107	0
9545003	0
9585001	0
9585002	0
9585006	0
Countywide - Total	0
Cumulative	
Cumulative	0
Cumulative - Total	0
Electionwide - Total	0

Proposition 2 (Vote for 1)

Precinct	Times Cast	Registered Voters
Electionwide		
Countywide		
0130001	480	681
0130002	988	1,372
0130004	697	959
0135109	830	1,365
0135317	194	279
0135423	1,030	1,495
0201001	1,098	1,523
0205001	579	762
0235320	694	1,075
0235426	886	1,173
0265000	720	1,022
0335213	1,087	1,723
0335315	1,372	2,084
0335319	888	1,259
0435427	1,485	2,244
0458001	596	783
0458002	707	906
0475001	964	1,301
0480003	788	1,027
0535105	288	518
0535136	965	1,493
0535212	837	1,442
0535228	325	597
9130003	35	46
9135101	3	5
9135102	16	21
9135103	0	1
9145001	208	331
9145002	125	168

Precinct	YES	NO	Total Votes
Electionwide			
Countywide			
0130001	230	230	460
0130002	387	569	956
0130004	328	341	669
0135109	502	301	803
0135317	99	84	183
0135423	527	472	999
0201001	512	565	1,077
0205001	345	217	562
0235320	350	309	659
0235426	443	415	858
0265000	440	233	673
0335213	694	355	1,049
0335315	819	514	1,333
0335319	443	408	851
0435427	799	621	1,420
0458001	263	301	564
0458002	323	356	679
0475001	418	509	927
0480003	315	421	736
0535105	190	84	274
0535136	599	341	940
0535212	565	248	813
0535228	213	103	316
9130003	16	18	34
9135101	3	0	3
9135102	11	4	15
9135103	0	0	0
9145001	104	93	197
9145002	57	61	118

Precinct	Unresolved Write-In
Electionwide	
Countywide	
0130001	0
0130002	0
0130004	0
0135109	0
0135317	0
0135423	0
0201001	0
0205001	0
0235320	0
0235426	0
0265000	0
0335213	0
0335315	0
0335319	0
0435427	0
0458001	0
0458002	0
0475001	0
0480003	0
0535105	0
0535136	0
0535212	0
0535228	0
9130003	0
9135101	0
9135102	0
9135103	0
9145001	0
9145002	0

Precinct	Times Cast	Registered Voters
9145004	4	4
9185003	10	16
9220003	5	9
9235214	94	143
9235333	56	97
9240004	10	24
9280001	227	337
9335111	265	434
9335232	72	97
9335330	1	2
9395003	7	8
9395004	9	12
9410000	58	73
9412000	1	1
9420001	393	534
9435429	5	5
9480005	32	37
9535107	265	482
9545003	8	11
9585001	85	127
9585002	10	11
9585006	23	43
Countywide - Total	20,525	30,162
Cumulative		
Cumulative	0	0
Cumulative - Total	0	0
Electionwide - Total	20,525	30,162

Precinct	YES	NO	Total Votes
9145004	1	3	4
9185003	2	6	8
9220003	1	4	5
9235214	54	35	89
9235333	32	23	55
9240004	2	8	10
9280001	113	106	219
9335111	168	91	259
9335232	51	20	71
9335330	1	0	1
9395003	3	4	7
9395004	9	0	9
9410000	9	44	53
9412000	0	1	1
9420001	151	230	381
9435429	4	1	5
9480005	15	14	29
9535107	172	86	258
9545003	4	4	8
9585001	55	29	84
9585002	6	3	9
9585006	10	13	23
Countywide - Total	10,858	8,898	19,756
Cumulative			
Cumulative	0	0	0
Cumulative - Total	0	0	0
Electionwide - Total	10,858	8,898	19,756

Precinct	Unresolved Write-In
9145004	0
9185003	0
9220003	0
9235214	0
9235333	0
9240004	0
9280001	0
9335111	0
9335232	0
9335330	0
9395003	0
9395004	0
9410000	0
9412000	0
9420001	0
9435429	0
9480005	0
9535107	0
9545003	0
9585001	0
9585002	0
9585006	0
Countywide - Total	0
Cumulative	
Cumulative	0
Cumulative - Total	0
Electionwide - Total	0

Proposition 3 (Vote for 1)

Precinct	Times Cast	Registered Voters
Electionwide		
Countywide		
0130001	480	681
0130002	988	1,372
0130004	697	959
0135109	830	1,365
0135317	194	279
0135423	1,030	1,495
0201001	1,098	1,523
0205001	579	762
0235320	694	1,075
0235426	886	1,173
0265000	719	1,022
0335213	1,087	1,723
0335315	1,372	2,084
0335319	888	1,259
0435427	1,485	2,244
0458001	596	783
0458002	707	906
0475001	964	1,301
0480003	788	1,027
0535105	288	518
0535136	965	1,493
0535212	837	1,442
0535228	325	597
9130003	35	46
9135101	3	5
9135102	16	21
9135103	0	1
9145001	208	331
9145002	125	168

Precinct	YES	NO	Total Votes
Electionwide			
Countywide			
0130001	226	233	459
0130002	413	539	952
0130004	332	338	670
0135109	436	346	782
0135317	101	78	179
0135423	456	538	994
0201001	502	571	1,073
0205001	317	246	563
0235320	318	330	648
0235426	411	437	848
0265000	400	285	685
0335213	570	471	1,041
0335315	759	556	1,315
0335319	389	455	844
0435427	718	687	1,405
0458001	251	304	555
0458002	309	370	679
0475001	425	501	926
0480003	330	402	732
0535105	152	124	276
0535136	523	388	911
0535212	483	310	793
0535228	189	125	314
9130003	15	18	33
9135101	3	0	3
9135102	5	10	15
9135103	0	0	0
9145001	93	100	193
9145002	66	51	117

Precinct	Unresolved Write-In
Electionwide	
Countywide	
0130001	0
0130002	0
0130004	0
0135109	0
0135317	0
0135423	0
0201001	0
0205001	0
0235320	0
0235426	0
0265000	0
0335213	0
0335315	0
0335319	0
0435427	0
0458001	0
0458002	0
0475001	0
0480003	0
0535105	0
0535136	0
0535212	0
0535228	0
9130003	0
9135101	0
9135102	0
9135103	0
9145001	0
9145002	0

Precinct	Times Cast	Registered Voters
9145004	4	4
9185003	10	16
9220003	5	9
9235214	94	143
9235333	56	97
9240004	10	24
9280001	227	337
9335111	265	434
9335232	72	97
9335330	1	2
9395003	7	8
9395004	9	12
9410000	58	73
9412000	1	1
9420001	393	534
9435429	5	5
9480005	32	37
9535107	265	482
9545003	8	11
9585001	85	127
9585002	10	11
9585006	23	43
Countywide - Total	20,524	30,162
Cumulative		
Cumulative	0	0
Cumulative - Total	0	0
Electionwide - Total	20,524	30,162

Precinct	YES	NO	Total Votes
9145004	0	4	4
9185003	2	6	8
9220003	2	3	5
9235214	51	35	86
9235333	27	27	54
9240004	3	7	10
9280001	95	121	216
9335111	136	119	255
9335232	51	19	70
9335330	1	0	1
9395003	4	2	6
9395004	9	0	9
9410000	18	38	56
9412000	0	1	1
9420001	156	224	380
9435429	5	0	5
9480005	15	15	30
9535107	156	99	255
9545003	1	7	8
9585001	45	38	83
9585002	8	1	9
9585006	7	16	23
Countywide - Total	9,984	9,595	19,579
Cumulative			
Cumulative	0	0	0
Cumulative - Total	0	0	0
Electionwide - Total	9,984	9,595	19,579

Precinct	Unresolved Write-In
9145004	0
9185003	0
9220003	0
9235214	0
9235333	0
9240004	0
9280001	0
9335111	0
9335232	0
9335330	0
9395003	0
9395004	0
9410000	0
9412000	0
9420001	0
9435429	0
9480005	0
9535107	0
9545003	0
9585001	0
9585002	0
9585006	0
Countywide - Total	0
Cumulative	
Cumulative	0
Cumulative - Total	0
Electionwide - Total	0

Proposition 4 (Vote for 1)

Precinct	Times Cast	Registered Voters
Electionwide		
Countywide		
0130001	480	681
0130002	988	1,372
0130004	697	959
0135109	830	1,365
0135317	194	279
0135423	1,030	1,495
0201001	1,098	1,523
0205001	579	762
0235320	694	1,075
0235426	886	1,173
0265000	719	1,022
0335213	1,087	1,723
0335315	1,372	2,084
0335319	888	1,259
0435427	1,485	2,244
0458001	596	783
0458002	707	906
0475001	964	1,301
0480003	788	1,027
0535105	288	518
0535136	965	1,493
0535212	837	1,442
0535228	325	597
9130003	35	46
9135101	3	5
9135102	16	21
9135103	0	1
9145001	208	331
9145002	125	168

Precinct	YES	NO	Total Votes
Electionwide			
Countywide			
0130001	251	210	461
0130002	416	523	939
0130004	374	292	666
0135109	537	257	794
0135317	101	81	182
0135423	565	419	984
0201001	519	548	1,067
0205001	329	227	556
0235320	391	261	652
0235426	504	339	843
0265000	430	248	678
0335213	690	351	1,041
0335315	869	452	1,321
0335319	499	352	851
0435427	804	618	1,422
0458001	292	266	558
0458002	337	330	667
0475001	410	517	927
0480003	361	363	724
0535105	192	84	276
0535136	612	309	921
0535212	588	219	807
0535228	215	99	314
9130003	17	16	33
9135101	3	0	3
9135102	7	8	15
9135103	0	0	0
9145001	99	91	190
9145002	64	52	116

Precinct	Unresolved Write-In
Electionwide	
Countywide	
0130001	0
0130002	0
0130004	0
0135109	0
0135317	0
0135423	0
0201001	0
0205001	0
0235320	0
0235426	0
0265000	0
0335213	0
0335315	0
0335319	0
0435427	0
0458001	0
0458002	0
0475001	0
0480003	0
0535105	0
0535136	0
0535212	0
0535228	0
9130003	0
9135101	0
9135102	0
9135103	0
9145001	0
9145002	0

Precinct	Times Cast	Registered Voters
9145004	4	4
9185003	10	16
9220003	5	9
9235214	94	143
9235333	56	97
9240004	10	24
9280001	227	337
9335111	265	434
9335232	72	97
9335330	1	2
9395003	7	8
9395004	9	12
9410000	58	73
9412000	1	1
9420001	393	534
9435429	5	5
9480005	32	37
9535107	265	482
9545003	8	11
9585001	85	127
9585002	10	11
9585006	23	43
Countywide - Total	20,524	30,162
Cumulative		
Cumulative	0	0
Cumulative - Total	0	0
Electionwide - Total	20,524	30,162

Precinct	YES	NO	Total Votes
9145004	0	4	4
9185003	2	5	7
9220003	1	4	5
9235214	63	27	90
9235333	34	21	55
9240004	3	7	10
9280001	106	108	214
9335111	169	90	259
9335232	50	20	70
9335330	1	0	1
9395003	2	4	6
9395004	9	0	9
9410000	16	41	57
9412000	0	1	1
9420001	167	204	371
9435429	5	0	5
9480005	13	15	28
9535107	157	98	255
9545003	5	3	8
9585001	49	33	82
9585002	8	2	10
9585006	13	10	23
Countywide - Total	11,349	8,229	19,578
Cumulative			
Cumulative	0	0	0
Cumulative - Total	0	0	0
Electionwide - Total	11,349	8,229	19,578

Precinct	Unresolved Write-In
9145004	0
9185003	0
9220003	0
9235214	0
9235333	0
9240004	0
9280001	0
9335111	0
9335232	0
9335330	0
9395003	0
9395004	0
9410000	0
9412000	0
9420001	0
9435429	0
9480005	0
9535107	0
9545003	0
9585001	0
9585002	0
9585006	0
Countywide - Total	0
Cumulative	
Cumulative	0
Cumulative - Total	0
Electionwide - Total	0

Proposition 5 (Vote for 1)

Precinct	Times Cast	Registered Voters
Electionwide		
Countywide		
0130001	480	681
0130002	988	1,372
0130004	697	959
0135109	830	1,365
0135317	194	279
0135423	1,030	1,495
0201001	1,098	1,523
0205001	579	762
0235320	694	1,075
0235426	886	1,173
0265000	719	1,022
0335213	1,087	1,723
0335315	1,372	2,084
0335319	888	1,259
0435427	1,485	2,244
0458001	596	783
0458002	707	906
0475001	964	1,301
0480003	788	1,027
0535105	288	518
0535136	965	1,493
0535212	837	1,442
0535228	325	597
9130003	35	46
9135101	3	5
9135102	16	21
9135103	0	1
9145001	208	331
9145002	125	168

Precinct	YES	NO	Total Votes
Electionwide			
Countywide			
0130001	173	279	452
0130002	488	442	930
0130004	283	389	672
0135109	250	545	795
0135317	76	105	181
0135423	395	587	982
0201001	530	534	1,064
0205001	197	362	559
0235320	259	392	651
0235426	350	496	846
0265000	235	432	667
0335213	412	616	1,028
0335315	524	799	1,323
0335319	380	461	841
0435427	539	846	1,385
0458001	242	318	560
0458002	296	377	673
0475001	440	493	933
0480003	385	338	723
0535105	96	182	278
0535136	316	587	903
0535212	259	531	790
0535228	133	178	311
9130003	17	17	34
9135101	1	2	3
9135102	6	9	15
9135103	0	0	0
9145001	89	101	190
9145002	50	67	117

Precinct	Unresolved Write-In
Electionwide	
Countywide	
0130001	0
0130002	0
0130004	0
0135109	0
0135317	0
0135423	0
0201001	0
0205001	0
0235320	0
0235426	0
0265000	0
0335213	0
0335315	0
0335319	0
0435427	0
0458001	0
0458002	0
0475001	0
0480003	0
0535105	0
0535136	0
0535212	0
0535228	0
9130003	0
9135101	0
9135102	0
9135103	0
9145001	0
9145002	0

Precinct	Times Cast	Registered Voters
9145004	4	4
9185003	10	16
9220003	5	9
9235214	94	143
9235333	56	97
9240004	10	24
9280001	227	337
9335111	265	434
9335232	72	97
9335330	1	2
9395003	7	8
9395004	9	12
9410000	58	73
9412000	1	1
9420001	393	534
9435429	5	5
9480005	32	37
9535107	265	482
9545003	8	11
9585001	85	127
9585002	10	11
9585006	23	43
Countywide - Total	20,524	30,162
Cumulative		
Cumulative	0	0
Cumulative - Total	0	0
Electionwide - Total	20,524	30,162

Precinct	YES	NO	Total Votes
9145004	4	0	4
9185003	3	5	8
9220003	1	4	5
9235214	35	54	89
9235333	14	38	52
9240004	4	6	10
9280001	97	115	212
9335111	94	162	256
9335232	32	36	68
9335330	1	0	1
9395003	1	4	5
9395004	1	8	9
9410000	32	25	57
9412000	0	1	1
9420001	197	178	375
9435429	2	3	5
9480005	18	11	29
9535107	93	161	254
9545003	1	7	8
9585001	36	46	82
9585002	1	8	9
9585006	8	15	23
Countywide - Total	8,096	11,372	19,468
Cumulative			
Cumulative	0	0	0
Cumulative - Total	0	0	0
Electionwide - Total	8,096	11,372	19,468

Precinct	Unresolved Write-In
9145004	0
9185003	0
9220003	0
9235214	0
9235333	0
9240004	0
9280001	0
9335111	0
9335232	0
9335330	0
9395003	0
9395004	0
9410000	0
9412000	0
9420001	0
9435429	0
9480005	0
9535107	0
9545003	0
9585001	0
9585002	0
9585006	0
Countywide - Total	0
Cumulative	
Cumulative	0
Cumulative - Total	0
Electionwide - Total	0

Proposition 6 (Vote for 1)

Precinct	Times Cast	Registered Voters
Electionwide		
Countywide		
0130001	480	681
0130002	988	1,372
0130004	697	959
0135109	830	1,365
0135317	194	279
0135423	1,030	1,495
0201001	1,098	1,523
0205001	579	762
0235320	694	1,075
0235426	886	1,173
0265000	719	1,022
0335213	1,087	1,723
0335315	1,372	2,084
0335319	888	1,259
0435427	1,485	2,244
0458001	596	783
0458002	707	906
0475001	964	1,301
0480003	788	1,027
0535105	288	518
0535136	965	1,493
0535212	837	1,442
0535228	325	597
9130003	35	46
9135101	3	5
9135102	16	21
9135103	0	1
9145001	208	331
9145002	125	168

Precinct	YES	NO	Total Votes
Electionwide			
Countywide			
0130001	202	260	462
0130002	514	436	950
0130004	294	383	677
0135109	315	482	797
0135317	59	123	182
0135423	448	556	1,004
0201001	506	563	1,069
0205001	182	388	570
0235320	303	357	660
0235426	390	478	868
0265000	240	441	681
0335213	430	611	1,041
0335315	523	816	1,339
0335319	393	464	857
0435427	657	768	1,425
0458001	265	305	570
0458002	300	391	691
0475001	512	429	941
0480003	379	360	739
0535105	101	181	282
0535136	365	566	931
0535212	272	533	805
0535228	136	182	318
9130003	21	13	34
9135101	1	2	3
9135102	4	11	15
9135103	0	0	0
9145001	87	102	189
9145002	51	67	118

Precinct	Unresolved Write-In
Electionwide	
Countywide	
0130001	0
0130002	0
0130004	0
0135109	0
0135317	0
0135423	0
0201001	0
0205001	0
0235320	0
0235426	0
0265000	0
0335213	0
0335315	0
0335319	0
0435427	0
0458001	0
0458002	0
0475001	0
0480003	0
0535105	0
0535136	0
0535212	0
0535228	0
9130003	0
9135101	0
9135102	0
9135103	0
9145001	0
9145002	0

Precinct	Times Cast	Registered Voters
9145004	4	4
9185003	10	16
9220003	5	9
9235214	94	143
9235333	56	97
9240004	10	24
9280001	227	337
9335111	265	434
9335232	72	97
9335330	1	2
9395003	7	8
9395004	9	12
9410000	58	73
9412000	1	1
9420001	393	534
9435429	5	5
9480005	32	37
9535107	265	482
9545003	8	11
9585001	85	127
9585002	10	11
9585006	23	43
Countywide - Total	20,524	30,162
Cumulative		
Cumulative	0	0
Cumulative - Total	0	0
Electionwide - Total	20,524	30,162

Precinct	YES	NO	Total Votes
9145004	4	0	4
9185003	6	2	8
9220003	3	2	5
9235214	37	53	90
9235333	33	23	56
9240004	6	4	10
9280001	93	126	219
9335111	99	163	262
9335232	29	43	72
9335330	0	1	1
9395003	3	4	7
9395004	3	6	9
9410000	50	7	57
9412000	1	0	1
9420001	188	192	380
9435429	1	4	5
9480005	12	20	32
9535107	94	167	261
9545003	1	7	8
9585001	29	55	84
9585002	6	4	10
9585006	10	12	22
Countywide - Total	8,658	11,163	19,821
Cumulative			
Cumulative	0	0	0
Cumulative - Total	0	0	0
Electionwide - Total	8,658	11,163	19,821

Precinct	Unresolved Write-In
9145004	0
9185003	0
9220003	0
9235214	0
9235333	0
9240004	0
9280001	0
9335111	0
9335232	0
9335330	0
9395003	0
9395004	0
9410000	0
9412000	0
9420001	0
9435429	0
9480005	0
9535107	0
9545003	0
9585001	0
9585002	0
9585006	0
Countywide - Total	0
Cumulative	
Cumulative	0
Cumulative - Total	0
Electionwide - Total	0

Proposition 7 (Vote for 1)

Precinct	Times Cast	Registered Voters
Electionwide		
Countywide		
0130001	480	681
0130002	988	1,372
0130004	697	959
0135109	830	1,365
0135317	194	279
0135423	1,030	1,495
0201001	1,098	1,523
0205001	579	762
0235320	694	1,075
0235426	886	1,173
0265000	719	1,022
0335213	1,087	1,723
0335315	1,372	2,084
0335319	888	1,259
0435427	1,485	2,244
0458001	596	783
0458002	707	906
0475001	964	1,301
0480003	788	1,027
0535105	288	518
0535136	965	1,493
0535212	837	1,442
0535228	325	597
9130003	35	46
9135101	3	5
9135102	16	21
9135103	0	1
9145001	208	331
9145002	125	168

Precinct	YES	NO	Total Votes
Electionwide			
Countywide			
0130001	255	203	458
0130002	505	442	947
0130004	400	274	674
0135109	415	388	803
0135317	108	78	186
0135423	565	429	994
0201001	608	452	1,060
0205001	354	202	556
0235320	391	271	662
0235426	494	357	851
0265000	403	277	680
0335213	558	495	1,053
0335315	674	660	1,334
0335319	487	358	845
0435427	788	645	1,433
0458001	349	220	569
0458002	402	286	688
0475001	511	422	933
0480003	433	299	732
0535105	135	141	276
0535136	461	454	915
0535212	411	390	801
0535228	150	155	305
9130003	17	17	34
9135101	2	1	3
9135102	7	9	16
9135103	0	0	0
9145001	103	94	197
9145002	55	65	120

Precinct	Unresolved Write-In
Electionwide	
Countywide	
0130001	0
0130002	0
0130004	0
0135109	0
0135317	0
0135423	0
0201001	0
0205001	0
0235320	0
0235426	0
0265000	0
0335213	0
0335315	0
0335319	0
0435427	0
0458001	0
0458002	0
0475001	0
0480003	0
0535105	0
0535136	0
0535212	0
0535228	0
9130003	0
9135101	0
9135102	0
9135103	0
9145001	0
9145002	0

Precinct	Times Cast	Registered Voters
9145004	4	4
9185003	10	16
9220003	5	9
9235214	94	143
9235333	56	97
9240004	10	24
9280001	227	337
9335111	265	434
9335232	72	97
9335330	1	2
9395003	7	8
9395004	9	12
9410000	58	73
9412000	1	1
9420001	393	534
9435429	5	5
9480005	32	37
9535107	265	482
9545003	8	11
9585001	85	127
9585002	10	11
9585006	23	43
Countywide - Total	20,524	30,162
Cumulative		
Cumulative	0	0
Cumulative - Total	0	0
Electionwide - Total	20,524	30,162

Precinct	YES	NO	Total Votes
9145004	1	3	4
9185003	7	1	8
9220003	3	2	5
9235214	46	43	89
9235333	27	27	54
9240004	4	6	10
9280001	121	93	214
9335111	134	125	259
9335232	42	29	71
9335330	1	0	1
9395003	4	3	7
9395004	7	2	9
9410000	30	25	55
9412000	0	1	1
9420001	215	163	378
9435429	4	1	5
9480005	23	8	31
9535107	127	133	260
9545003	7	1	8
9585001	48	36	84
9585002	7	2	9
9585006	17	6	23
Countywide - Total	10,916	8,794	19,710
Cumulative			
Cumulative	0	0	0
Cumulative - Total	0	0	0
Electionwide - Total	10,916	8,794	19,710

Precinct	Unresolved Write-In
9145004	0
9185003	0
9220003	0
9235214	0
9235333	0
9240004	0
9280001	0
9335111	0
9335232	0
9335330	0
9395003	0
9395004	0
9410000	0
9412000	0
9420001	0
9435429	0
9480005	0
9535107	0
9545003	0
9585001	0
9585002	0
9585006	0
Countywide - Total	0
Cumulative	
Cumulative	0
Cumulative - Total	0
Electionwide - Total	0

Proposition 8 (Vote for 1)

Precinct	Times Cast	Registered Voters
Electionwide		
Countywide		
0130001	480	681
0130002	988	1,372
0130004	697	959
0135109	830	1,365
0135317	194	279
0135423	1,030	1,495
0201001	1,098	1,523
0205001	579	762
0235320	694	1,075
0235426	886	1,173
0265000	719	1,022
0335213	1,087	1,723
0335315	1,372	2,084
0335319	888	1,259
0435427	1,485	2,244
0458001	596	783
0458002	707	906
0475001	964	1,301
0480003	788	1,027
0535105	288	518
0535136	965	1,493
0535212	837	1,442
0535228	325	597
9130003	35	46
9135101	3	5
9135102	16	21
9135103	0	1
9145001	208	331
9145002	125	168

Precinct	YES	NO	Total Votes
Electionwide			
Countywide			
0130001	176	279	455
0130002	275	671	946
0130004	249	413	662
0135109	298	498	796
0135317	73	107	180
0135423	350	632	982
0201001	377	686	1,063
0205001	265	288	553
0235320	249	404	653
0235426	318	532	850
0265000	298	380	678
0335213	399	655	1,054
0335315	519	808	1,327
0335319	289	562	851
0435427	529	887	1,416
0458001	195	368	563
0458002	219	458	677
0475001	301	629	930
0480003	250	470	720
0535105	90	189	279
0535136	350	572	922
0535212	353	452	805
0535228	145	166	311
9130003	11	21	32
9135101	1	2	3
9135102	12	4	16
9135103	0	0	0
9145001	74	117	191
9145002	36	82	118

Precinct	Unresolved Write-In
Electionwide	
Countywide	
0130001	0
0130002	0
0130004	0
0135109	0
0135317	0
0135423	0
0201001	0
0205001	0
0235320	0
0235426	0
0265000	0
0335213	0
0335315	0
0335319	0
0435427	0
0458001	0
0458002	0
0475001	0
0480003	0
0535105	0
0535136	0
0535212	0
0535228	0
9130003	0
9135101	0
9135102	0
9135103	0
9145001	0
9145002	0

Precinct	Times Cast	Registered Voters
9145004	4	4
9185003	10	16
9220003	5	9
9235214	94	143
9235333	56	97
9240004	10	24
9280001	227	337
9335111	265	434
9335232	72	97
9335330	1	2
9395003	7	8
9395004	9	12
9410000	58	73
9412000	1	1
9420001	393	534
9435429	5	5
9480005	32	37
9535107	265	482
9545003	8	11
9585001	85	127
9585002	10	11
9585006	23	43
Countywide - Total	20,524	30,162
Cumulative		
Cumulative	0	0
Cumulative - Total	0	0
Electionwide - Total	20,524	30,162

Precinct	YES	NO	Total Votes
9145004	0	4	4
9185003	2	6	8
9220003	3	2	5
9235214	28	64	92
9235333	23	31	54
9240004	4	5	9
9280001	72	145	217
9335111	98	163	261
9335232	31	40	71
9335330	0	1	1
9395003	3	4	7
9395004	3	6	9
9410000	7	51	58
9412000	0	1	1
9420001	107	263	370
9435429	3	2	5
9480005	15	16	31
9535107	116	144	260
9545003	8	0	8
9585001	24	58	82
9585002	7	3	10
9585006	13	10	23
Countywide - Total	7,268	12,351	19,619
Cumulative			
Cumulative	0	0	0
Cumulative - Total	0	0	0
Electionwide - Total	7,268	12,351	19,619

Precinct	Unresolved Write-In
9145004	0
9185003	0
9220003	0
9235214	0
9235333	0
9240004	0
9280001	0
9335111	0
9335232	0
9335330	0
9395003	0
9395004	0
9410000	0
9412000	0
9420001	0
9435429	0
9480005	0
9535107	0
9545003	0
9585001	0
9585002	0
9585006	0
Countywide - Total	0
Cumulative	
Cumulative	0
Cumulative - Total	0
Electionwide - Total	0

Proposition 10 (Vote for 1)

Precinct	Times Cast	Registered Voters
Electionwide		
Countywide		
0130001	480	681
0130002	988	1,372
0130004	697	959
0135109	830	1,365
0135317	194	279
0135423	1,030	1,495
0201001	1,098	1,523
0205001	579	762
0235320	694	1,075
0235426	886	1,173
0265000	719	1,022
0335213	1,087	1,723
0335315	1,372	2,084
0335319	888	1,259
0435427	1,485	2,244
0458001	596	783
0458002	707	906
0475001	964	1,301
0480003	788	1,027
0535105	288	518
0535136	965	1,493
0535212	837	1,442
0535228	325	597
9130003	35	46
9135101	3	5
9135102	16	21
9135103	0	1
9145001	208	331
9145002	125	168

Precinct	YES	NO	Total Votes
Electionwide			
Countywide			
0130001	164	292	456
0130002	191	753	944
0130004	215	461	676
0135109	365	433	798
0135317	70	113	183
0135423	344	645	989
0201001	314	755	1,069
0205001	234	329	563
0235320	238	422	660
0235426	316	525	841
0265000	325	363	688
0335213	465	590	1,055
0335315	575	758	1,333
0335319	261	596	857
0435427	515	915	1,430
0458001	140	431	571
0458002	190	488	678
0475001	252	688	940
0480003	181	555	736
0535105	128	153	281
0535136	433	487	920
0535212	397	412	809
0535228	154	160	314
9130003	10	24	34
9135101	2	1	3
9135102	7	9	16
9135103	0	0	0
9145001	69	124	193
9145002	29	93	122

Precinct	Unresolved Write-In
Electionwide	
Countywide	
0130001	0
0130002	0
0130004	0
0135109	0
0135317	0
0135423	0
0201001	0
0205001	0
0235320	0
0235426	0
0265000	0
0335213	0
0335315	0
0335319	0
0435427	0
0458001	0
0458002	0
0475001	0
0480003	0
0535105	0
0535136	0
0535212	0
0535228	0
9130003	0
9135101	0
9135102	0
9135103	0
9145001	0
9145002	0

Precinct	Times Cast	Registered Voters
9145004	4	4
9185003	10	16
9220003	5	9
9235214	94	143
9235333	56	97
9240004	10	24
9280001	227	337
9335111	265	434
9335232	72	97
9335330	1	2
9395003	7	8
9395004	9	12
9410000	58	73
9412000	1	1
9420001	393	534
9435429	5	5
9480005	32	37
9535107	265	482
9545003	8	11
9585001	85	127
9585002	10	11
9585006	23	43
Countywide - Total	20,524	30,162
Cumulative		
Cumulative	0	0
Cumulative - Total	0	0
Electionwide - Total	20,524	30,162

Precinct	YES	NO	Total Votes
9145004	0	4	4
9185003	4	4	8
9220003	1	4	5
9235214	30	59	89
9235333	19	33	52
9240004	1	8	9
9280001	62	152	214
9335111	98	162	260
9335232	30	40	70
9335330	0	1	1
9395003	0	7	7
9395004	7	2	9
9410000	3	55	58
9412000	0	1	1
9420001	94	284	378
9435429	2	3	5
9480005	12	17	29
9535107	135	124	259
9545003	7	1	8
9585001	19	63	82
9585002	4	5	9
9585006	10	13	23
Countywide - Total	7,122	12,617	19,739
Cumulative			
Cumulative	0	0	0
Cumulative - Total	0	0	0
Electionwide - Total	7,122	12,617	19,739

Precinct	Unresolved Write-In
9145004	0
9185003	0
9220003	0
9235214	0
9235333	0
9240004	0
9280001	0
9335111	0
9335232	0
9335330	0
9395003	0
9395004	0
9410000	0
9412000	0
9420001	0
9435429	0
9480005	0
9535107	0
9545003	0
9585001	0
9585002	0
9585006	0
Countywide - Total	0
Cumulative	
Cumulative	0
Cumulative - Total	0
Electionwide - Total	0

Proposition 11 (Vote for 1)

Precinct	Times Cast	Registered Voters
Electionwide		
Countywide		
0130001	480	681
0130002	988	1,372
0130004	697	959
0135109	830	1,365
0135317	194	279
0135423	1,030	1,495
0201001	1,098	1,523
0205001	579	762
0235320	694	1,075
0235426	886	1,173
0265000	719	1,022
0335213	1,087	1,723
0335315	1,372	2,084
0335319	888	1,259
0435427	1,485	2,244
0458001	596	783
0458002	707	906
0475001	964	1,301
0480003	788	1,027
0535105	288	518
0535136	965	1,493
0535212	837	1,442
0535228	325	597
9130003	35	46
9135101	3	5
9135102	16	21
9135103	0	1
9145001	208	331
9145002	125	168

Precinct	YES	NO	Total Votes
Electionwide			
Countywide			
0130001	268	182	450
0130002	563	379	942
0130004	398	271	669
0135109	454	344	798
0135317	107	79	186
0135423	564	425	989
0201001	690	373	1,063
0205001	296	257	553
0235320	372	282	654
0235426	490	359	849
0265000	372	308	680
0335213	603	442	1,045
0335315	812	523	1,335
0335319	512	336	848
0435427	751	659	1,410
0458001	346	210	556
0458002	427	254	681
0475001	545	378	923
0480003	423	304	727
0535105	150	124	274
0535136	525	389	914
0535212	423	376	799
0535228	187	126	313
9130003	19	13	32
9135101	2	1	3
9135102	7	9	16
9135103	0	0	0
9145001	130	59	189
9145002	77	41	118

Precinct	Unresolved Write-In
Electionwide	
Countywide	
0130001	0
0130002	0
0130004	0
0135109	0
0135317	0
0135423	0
0201001	0
0205001	0
0235320	0
0235426	0
0265000	0
0335213	0
0335315	0
0335319	0
0435427	0
0458001	0
0458002	0
0475001	0
0480003	0
0535105	0
0535136	0
0535212	0
0535228	0
9130003	0
9135101	0
9135102	0
9135103	0
9145001	0
9145002	0

Precinct	Times Cast	Registered Voters
9145004	4	4
9185003	10	16
9220003	5	9
9235214	94	143
9235333	56	97
9240004	10	24
9280001	227	337
9335111	265	434
9335232	72	97
9335330	1	2
9395003	7	8
9395004	9	12
9410000	58	73
9412000	1	1
9420001	393	534
9435429	5	5
9480005	32	37
9535107	265	482
9545003	8	11
9585001	85	127
9585002	10	11
9585006	23	43
Countywide - Total	20,524	30,162
Cumulative		
Cumulative	0	0
Cumulative - Total	0	0
Electionwide - Total	20,524	30,162

Precinct	YES	NO	Total Votes
9145004	2	2	4
9185003	3	5	8
9220003	3	2	5
9235214	59	32	91
9235333	31	23	54
9240004	5	4	9
9280001	123	90	213
9335111	147	113	260
9335232	48	23	71
9335330	1	0	1
9395003	3	3	6
9395004	3	6	9
9410000	36	22	58
9412000	1	0	1
9420001	245	127	372
9435429	3	2	5
9480005	21	7	28
9535107	122	134	256
9545003	7	1	8
9585001	44	40	84
9585002	8	2	10
9585006	8	15	23
Countywide - Total	11,436	8,156	19,592
Cumulative			
Cumulative	0	0	0
Cumulative - Total	0	0	0
Electionwide - Total	11,436	8,156	19,592

Precinct	Unresolved Write-In
9145004	0
9185003	0
9220003	0
9235214	0
9235333	0
9240004	0
9280001	0
9335111	0
9335232	0
9335330	0
9395003	0
9395004	0
9410000	0
9412000	0
9420001	0
9435429	0
9480005	0
9535107	0
9545003	0
9585001	0
9585002	0
9585006	0
Countywide - Total	0
Cumulative	
Cumulative	0
Cumulative - Total	0
Electionwide - Total	0

Proposition 12 (Vote for 1)

Precinct	Times Cast	Registered Voters
Electionwide		
Countywide		
0130001	480	681
0130002	988	1,372
0130004	697	959
0135109	830	1,365
0135317	194	279
0135423	1,030	1,495
0201001	1,098	1,523
0205001	579	762
0235320	694	1,075
0235426	886	1,173
0265000	719	1,022
0335213	1,087	1,723
0335315	1,372	2,084
0335319	888	1,259
0435427	1,485	2,244
0458001	596	783
0458002	707	906
0475001	964	1,301
0480003	788	1,027
0535105	288	518
0535136	965	1,493
0535212	837	1,442
0535228	325	597
9130003	35	46
9135101	3	5
9135102	16	21
9135103	0	1
9145001	208	331
9145002	125	168

Precinct	YES	NO	Total Votes
Electionwide			
Countywide			
0130001	222	218	440
0130002	375	560	935
0130004	353	312	665
0135109	460	316	776
0135317	103	79	182
0135423	534	441	975
0201001	469	587	1,056
0205001	345	210	555
0235320	349	295	644
0235426	463	367	830
0265000	440	245	685
0335213	655	380	1,035
0335315	758	550	1,308
0335319	453	377	830
0435427	795	591	1,386
0458001	284	264	548
0458002	343	314	657
0475001	384	543	927
0480003	328	402	730
0535105	170	105	275
0535136	560	343	903
0535212	530	259	789
0535228	196	111	307
9130003	13	20	33
9135101	3	0	3
9135102	10	5	15
9135103	0	0	0
9145001	84	108	192
9145002	52	63	115

Precinct	Unresolved Write-In
Electionwide	
Countywide	
0130001	0
0130002	0
0130004	0
0135109	0
0135317	0
0135423	0
0201001	0
0205001	0
0235320	0
0235426	0
0265000	0
0335213	0
0335315	0
0335319	0
0435427	0
0458001	0
0458002	0
0475001	0
0480003	0
0535105	0
0535136	0
0535212	0
0535228	0
9130003	0
9135101	0
9135102	0
9135103	0
9145001	0
9145002	0

Precinct	Times Cast	Registered Voters
9145004	4	4
9185003	10	16
9220003	5	9
9235214	94	143
9235333	56	97
9240004	10	24
9280001	227	337
9335111	265	434
9335232	72	97
9335330	1	2
9395003	7	8
9395004	9	12
9410000	58	73
9412000	1	1
9420001	393	534
9435429	5	5
9480005	32	37
9535107	265	482
9545003	8	11
9585001	85	127
9585002	10	11
9585006	23	43
Countywide - Total	20,524	30,162
Cumulative		
Cumulative	0	0
Cumulative - Total	0	0
Electionwide - Total	20,524	30,162

Precinct	YES	NO	Total Votes
9145004	0	4	4
9185003	1	6	7
9220003	3	2	5
9235214	45	40	85
9235333	26	26	52
9240004	3	6	9
9280001	114	98	212
9335111	155	99	254
9335232	42	28	70
9335330	1	0	1
9395003	1	6	7
9395004	7	1	8
9410000	7	49	56
9412000	0	1	1
9420001	175	193	368
9435429	5	0	5
9480005	19	11	30
9535107	161	94	255
9545003	8	0	8
9585001	48	32	80
9585002	8	2	10
9585006	11	12	23
Countywide - Total	10,571	8,775	19,346
Cumulative			
Cumulative	0	0	0
Cumulative - Total	0	0	0
Electionwide - Total	10,571	8,775	19,346

Precinct	Unresolved Write-In
9145004	0
9185003	0
9220003	0
9235214	0
9235333	0
9240004	0
9280001	0
9335111	0
9335232	0
9335330	0
9395003	0
9395004	0
9410000	0
9412000	0
9420001	0
9435429	0
9480005	0
9535107	0
9545003	0
9585001	0
9585002	0
9585006	0
Countywide - Total	0
Cumulative	
Cumulative	0
Cumulative - Total	0
Electionwide - Total	0

Measure G (Vote for 1)

Precinct	Times Cast	Registered Voters
Electionwide		
Countywide		
0130001	480	681
0130002	988	1,372
0130004	697	959
0135109	830	1,365
0135317	194	279
0135423	1,030	1,495
0201001	1,098	1,523
0205001	579	762
0235320	694	1,075
0235426	886	1,173
0265000	719	1,022
0335213	1,087	1,723
0335315	1,372	2,084
0335319	888	1,259
0435427	1,485	2,244
0458001	596	783
0458002	707	906
0475001	964	1,301
0480003	788	1,027
0535105	288	518
0535136	965	1,493
0535212	837	1,442
0535228	325	597
9130003	35	46
9135101	3	5
9135102	16	21
9135103	0	1
9145001	208	331
9145002	125	168

Precinct	YES	NO	Total Votes
Electionwide			
Countywide			
0130001	301	162	463
0130002	576	385	961
0130004	493	196	689
0135109	609	195	804
0135317	131	57	188
0135423	709	291	1,000
0201001	719	352	1,071
0205001	437	132	569
0235320	437	226	663
0235426	596	256	852
0265000	493	187	680
0335213	739	312	1,051
0335315	992	349	1,341
0335319	572	287	859
0435427	1,017	422	1,439
0458001	413	161	574
0458002	519	167	686
0475001	543	392	935
0480003	482	269	751
0535105	215	67	282
0535136	677	259	936
0535212	603	201	804
0535228	230	86	316
9130003	21	13	34
9135101	2	1	3
9135102	12	3	15
9135103	0	0	0
9145001	134	64	198
9145002	87	32	119

Precinct	Unresolved Write-In
Electionwide	
Countywide	
0130001	0
0130002	0
0130004	0
0135109	0
0135317	0
0135423	0
0201001	0
0205001	0
0235320	0
0235426	0
0265000	0
0335213	0
0335315	0
0335319	0
0435427	0
0458001	0
0458002	0
0475001	0
0480003	0
0535105	0
0535136	0
0535212	0
0535228	0
9130003	0
9135101	0
9135102	0
9135103	0
9145001	0
9145002	0

Precinct	Times Cast	Registered Voters
9145004	4	4
9185003	10	16
9220003	5	9
9235214	94	143
9235333	56	97
9240004	10	24
9280001	227	337
9335111	265	434
9335232	72	97
9335330	1	2
9395003	7	8
9395004	9	12
9410000	58	73
9412000	1	1
9420001	393	534
9435429	5	5
9480005	32	37
9535107	265	482
9545003	8	11
9585001	85	127
9585002	10	11
9585006	23	43
Countywide - Total	20,524	30,162
Cumulative		
Cumulative	0	0
Cumulative - Total	0	0
Electionwide - Total	20,524	30,162

Precinct	YES	NO	Total Votes
9145004	1	3	4
9185003	1	7	8
9220003	4	1	5
9235214	74	18	92
9235333	42	12	54
9240004	5	5	10
9280001	138	78	216
9335111	197	63	260
9335232	65	7	72
9335330	1	0	1
9395003	2	5	7
9395004	9	0	9
9410000	17	41	58
9412000	0	1	1
9420001	240	130	370
9435429	5	0	5
9480005	22	8	30
9535107	189	72	261
9545003	8	0	8
9585001	63	20	83
9585002	9	1	10
9585006	10	11	21
Countywide - Total	13,861	6,007	19,868
Cumulative			
Cumulative	0	0	0
Cumulative - Total	0	0	0
Electionwide - Total	13,861	6,007	19,868

Precinct	Unresolved Write-In
9145004	0
9185003	0
9220003	0
9235214	0
9235333	0
9240004	0
9280001	0
9335111	0
9335232	0
9335330	0
9395003	0
9395004	0
9410000	0
9412000	0
9420001	0
9435429	0
9480005	0
9535107	0
9545003	0
9585001	0
9585002	0
9585006	0
Countywide - Total	0
Cumulative	
Cumulative	0
Cumulative - Total	0
Electionwide - Total	0

Measure H (Vote for 1)

Precinct	Times Cast	Registered Voters
Electionwide		
Countywide		
0130001	480	681
0130002	988	1,372
0130004	697	959
0135109	830	1,365
0135317	194	279
0135423	1,030	1,495
0201001	1,098	1,523
0205001	579	762
0235320	694	1,075
0235426	886	1,173
0265000	719	1,022
0335213	1,087	1,723
0335315	1,372	2,084
0335319	888	1,259
0435427	1,485	2,244
0458001	596	783
0458002	707	906
0475001	964	1,301
0480003	788	1,027
0535105	288	518
0535136	965	1,493
0535212	837	1,442
0535228	325	597
9130003	35	46
9135101	3	5
9135102	16	21
9135103	0	1
9145001	208	331
9145002	125	168

Precinct	YES	NO	Total Votes
Electionwide			
Countywide			
0130001	206	245	451
0130002	379	558	937
0130004	355	311	666
0135109	439	341	780
0135317	93	87	180
0135423	528	449	977
0201001	505	544	1,049
0205001	324	212	536
0235320	353	294	647
0235426	441	388	829
0265000	364	292	656
0335213	557	481	1,038
0335315	737	565	1,302
0335319	469	372	841
0435427	765	642	1,407
0458001	306	256	562
0458002	370	291	661
0475001	358	556	914
0480003	353	374	727
0535105	142	130	272
0535136	496	401	897
0535212	419	364	783
0535228	158	146	304
9130003	13	20	33
9135101	1	2	3
9135102	3	13	16
9135103	0	0	0
9145001	94	97	191
9145002	56	59	115

Precinct	Unresolved Write-In
Electionwide	
Countywide	
0130001	0
0130002	0
0130004	0
0135109	0
0135317	0
0135423	0
0201001	0
0205001	0
0235320	0
0235426	0
0265000	0
0335213	0
0335315	0
0335319	0
0435427	0
0458001	0
0458002	0
0475001	0
0480003	0
0535105	0
0535136	0
0535212	0
0535228	0
9130003	0
9135101	0
9135102	0
9135103	0
9145001	0
9145002	0

Precinct	Times Cast	Registered Voters
9145004	4	4
9185003	10	16
9220003	5	9
9235214	94	143
9235333	56	97
9240004	10	24
9280001	227	337
9335111	265	434
9335232	72	97
9335330	1	2
9395003	7	8
9395004	9	12
9410000	58	73
9412000	1	1
9420001	393	534
9435429	5	5
9480005	32	37
9535107	265	482
9545003	8	11
9585001	85	127
9585002	10	11
9585006	23	43
Countywide - Total	20,524	30,162
Cumulative		
Cumulative	0	0
Cumulative - Total	0	0
Electionwide - Total	20,524	30,162

Precinct	YES	NO	Total Votes
9145004	0	4	4
9185003	3	5	8
9220003	1	4	5
9235214	55	32	87
9235333	29	23	52
9240004	3	7	10
9280001	74	134	208
9335111	146	109	255
9335232	35	36	71
9335330	1	0	1
9395003	1	5	6
9395004	7	2	9
9410000	10	48	58
9412000	0	1	1
9420001	176	186	362
9435429	5	0	5
9480005	19	11	30
9535107	139	118	257
9545003	7	1	8
9585001	41	41	82
9585002	3	6	9
9585006	5	16	21
Countywide - Total	10,044	9,279	19,323
Cumulative			
Cumulative	0	0	0
Cumulative - Total	0	0	0
Electionwide - Total	10,044	9,279	19,323

Precinct	Unresolved Write-In
9145004	0
9185003	0
9220003	0
9235214	0
9235333	0
9240004	0
9280001	0
9335111	0
9335232	0
9335330	0
9395003	0
9395004	0
9410000	0
9412000	0
9420001	0
9435429	0
9480005	0
9535107	0
9545003	0
9585001	0
9585002	0
9585006	0
Countywide - Total	0
Cumulative	
Cumulative	0
Cumulative - Total	0
Electionwide - Total	0

Measure I (Vote for 1)

Precinct	Times Cast	Registered Voters
Electionwide		
Countywide		
0265000	719	1,022
Countywide - Total	719	1,022
Cumulative		
Cumulative	0	0
Cumulative - Total	0	0
Electionwide - Total	719	1,022

Precinct	YES	NO	Total Votes
Electionwide			
Countywide			
0265000	444	235	679
Countywide - Total	444	235	679
Cumulative			
Cumulative	0	0	0
Cumulative - Total	0	0	0
Electionwide - Total	444	235	679

Precinct	Unresolved Write-In
Electionwide	
Countywide	
0265000	0
Countywide - Total	0
Cumulative	
Cumulative	0
Cumulative - Total	0
Electionwide - Total	0

Measure Q (Vote for 1)

Precinct	Times Cast	Registered Voters
Electionwide		
Countywide		
9410000	58	73
Countywide - Total	58	73
Cumulative		
Cumulative	0	0
Cumulative - Total	0	0
Electionwide - Total	58	73

Precinct	BONDS YES	BONDS NO	Total Votes
Electionwide			
Countywide			
9410000	15	43	58
Countywide - Total	15	43	58
Cumulative			
Cumulative	0	0	0
Cumulative - Total	0	0	0
Electionwide - Total	15	43	58

Precinct	Unresolved Write-In
Electionwide	
Countywide	
9410000	0
Countywide - Total	0
Cumulative	
Cumulative	0
Cumulative - Total	0
Electionwide - Total	0

Measure R (Vote for 1)

Precinct	Times Cast	Registered Voters
Electionwide		
Countywide		
9410000	58	73
Countywide - Total	58	73
Cumulative		
Cumulative	0	0
Cumulative - Total	0	0
Electionwide - Total	58	73

Precinct	BONDS YES	BONDS NO	Total Votes
Electionwide			
Countywide			
9410000	17	41	58
Countywide - Total	17	41	58
Cumulative			
Cumulative	0	0	0
Cumulative - Total	0	0	0
Electionwide - Total	17	41	58

Precinct	Unresolved Write-In
Electionwide	
Countywide	
9410000	0
Countywide - Total	0
Cumulative	
Cumulative	0
Cumulative - Total	0
Electionwide - Total	0

Measure X (Vote for 1)

Precinct	Times Cast	Registered Voters
Electionwide		
Countywide		
0130001	480	681
0130002	988	1,372
0130004	697	959
0135109	830	1,365
0135317	194	279
0135423	1,030	1,495
0201001	1,098	1,523
0235320	694	1,075
0235426	886	1,173
0265000	719	1,022
0335213	1,087	1,723
0335315	1,372	2,084
0335319	888	1,259
0435427	1,485	2,244
0458001	596	783
0458002	707	906
0475001	964	1,301
0480003	788	1,027
0535105	288	518
0535136	965	1,493
0535212	837	1,442
0535228	325	597
9130003	35	46
9135101	3	5
9135102	16	21
9135103	0	1
9145001	208	331
9145002	125	168
9145004	4	4

Precinct	BONDS YES	BONDS NO	Total Votes
Electionwide			
Countywide			
0130001	239	213	452
0130002	390	532	922
0130004	358	314	672
0135109	502	284	786
0135317	96	88	184
0135423	482	487	969
0201001	514	544	1,058
0235320	361	287	648
0235426	436	399	835
0265000	427	246	673
0335213	678	368	1,046
0335315	824	500	1,324
0335319	389	452	841
0435427	786	616	1,402
0458001	251	308	559
0458002	310	367	677
0475001	372	545	917
0480003	287	434	721
0535105	173	107	280
0535136	594	325	919
0535212	516	266	782
0535228	196	110	306
9130003	11	22	33
9135101	2	1	3
9135102	6	10	16
9135103	0	0	0
9145001	107	84	191
9145002	59	54	113
9145004	1	3	4

Precinct	Unresolved Write-In
Electionwide	
Countywide	
0130001	0
0130002	0
0130004	0
0135109	0
0135317	0
0135423	0
0201001	0
0235320	0
0235426	0
0265000	0
0335213	0
0335315	0
0335319	0
0435427	0
0458001	0
0458002	0
0475001	0
0480003	0
0535105	0
0535136	0
0535212	0
0535228	0
9130003	0
9135101	0
9135102	0
9135103	0
9145001	0
9145002	0
9145004	0

Precinct	Times Cast	Registered Voters
9185003	10	16
9220003	5	9
9235214	94	143
9235333	56	97
9240004	10	24
9280001	227	337
9335111	265	434
9335232	72	97
9335330	1	2
9395003	7	8
9395004	9	12
9420001	393	534
9435429	5	5
9480005	32	37
9535107	265	482
9545003	8	11
9585001	85	127
9585002	10	11
9585006	23	43
Countywide - Total	19,886	29,326
Cumulative		
Cumulative	0	0
Cumulative - Total	0	0
Electionwide - Total	19,886	29,326

Precinct	BONDS YES	BONDS NO	Total Votes
9185003	3	5	8
9220003	1	4	5
9235214	53	34	87
9235333	31	20	51
9240004	4	6	10
9280001	96	116	212
9335111	165	89	254
9335232	48	22	70
9335330	1	0	1
9395003	1	5	6
9395004	9	0	9
9420001	144	223	367
9435429	4	1	5
9480005	14	15	29
9535107	166	88	254
9545003	6	2	8
9585001	42	40	82
9585002	5	5	10
9585006	7	14	21
Countywide - Total	10,167	8,655	18,822
Cumulative			
Cumulative	0	0	0
Cumulative - Total	0	0	0
Electionwide - Total	10,167	8,655	18,822

Precinct	Unresolved Write-In
9185003	0
9220003	0
9235214	0
9235333	0
9240004	0
9280001	0
9335111	0
9335232	0
9335330	0
9395003	0
9395004	0
9420001	0
9435429	0
9480005	0
9535107	0
9545003	0
9585001	0
9585002	0
9585006	0
Countywide - Total	0
Cumulative	
Cumulative	0
Cumulative - Total	0
Electionwide - Total	0